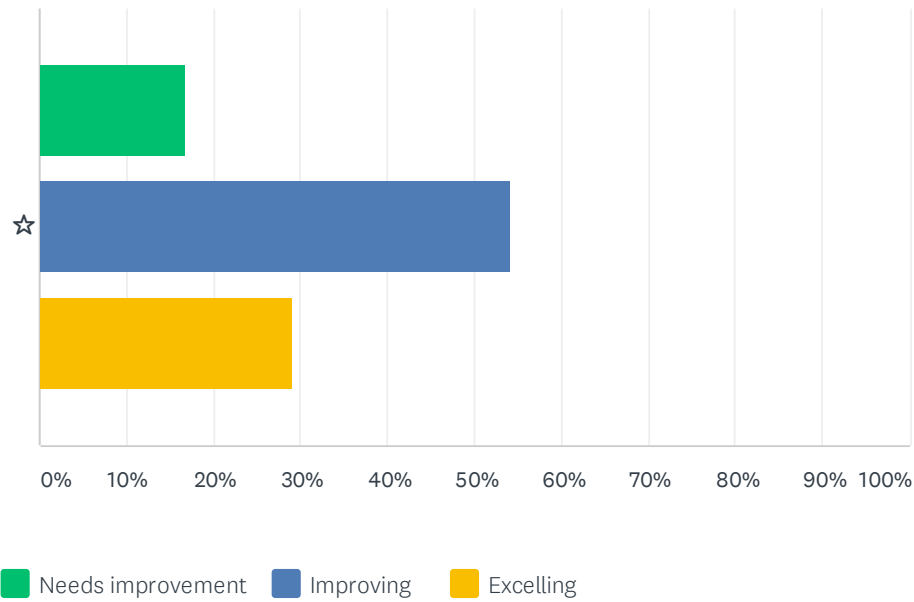


Q1 How do you view your child is doing academically this year based on grades , fall conferences, and student testimony?

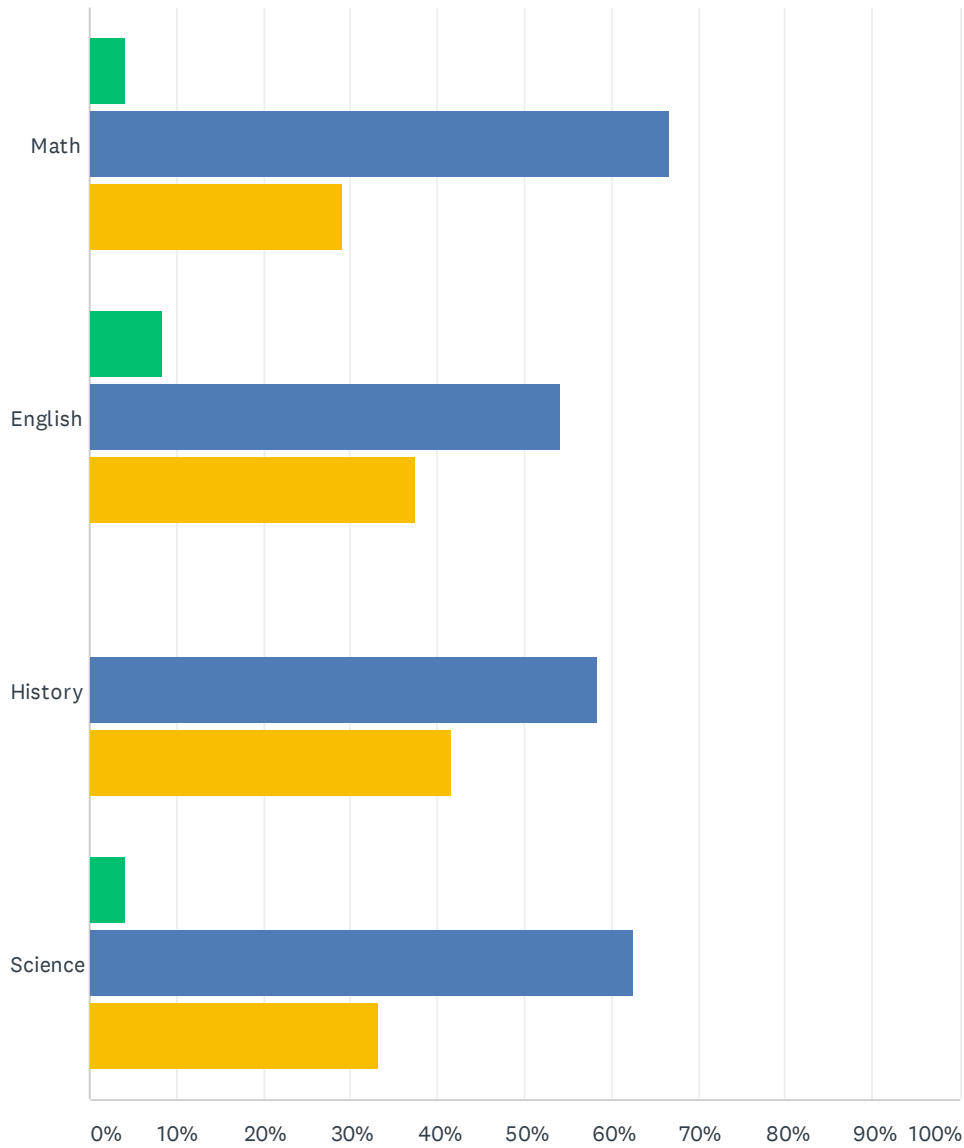
Answered: 24 Skipped: 0



	NEEDS IMPROVEMENT	IMPROVING	EXCELLING	TOTAL	WEIGHTED AVERAGE
☆	16.67% 4	54.17% 13	29.17% 7	24	2.13

Q2 How satisfied are you with your child's academic progress this year?

Answered: 24 Skipped: 0

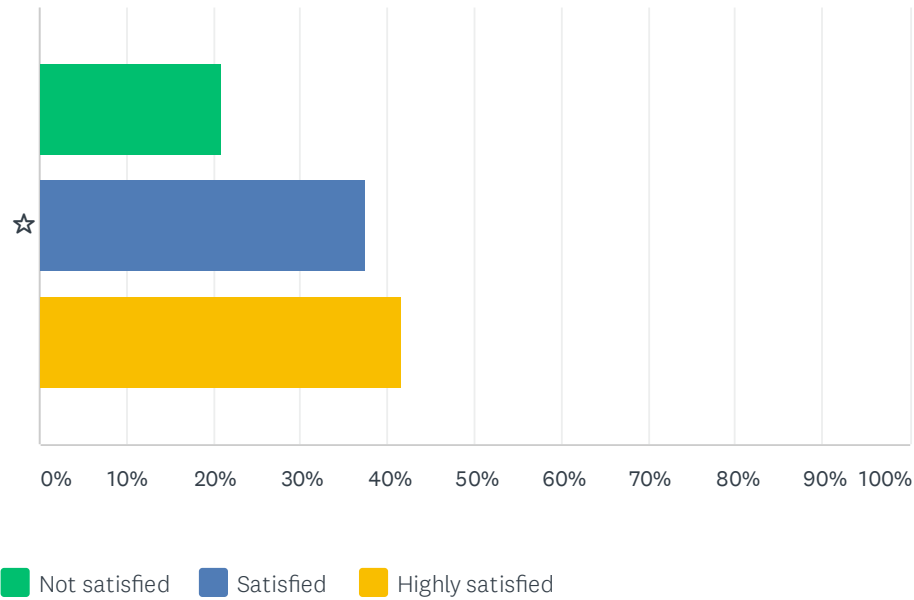


■ Not satisfied
 ■ Satisfied
 ■ Highly satisfied

	NOT SATISFIED	SATISFIED	HIGHLY SATISFIED	TOTAL	WEIGHTED AVERAGE
Math	4.17% 1	66.67% 16	29.17% 7	24	2.25
English	8.33% 2	54.17% 13	37.50% 9	24	2.29
History	0.00% 0	58.33% 14	41.67% 10	24	2.42
Science	4.17% 1	62.50% 15	33.33% 8	24	2.29

Q3 How satisfied are you with opportunities to develop your whole child at MA y (ie: character keys, extra-curriculars, social-emotional supports, electives, leadership opportunities)?

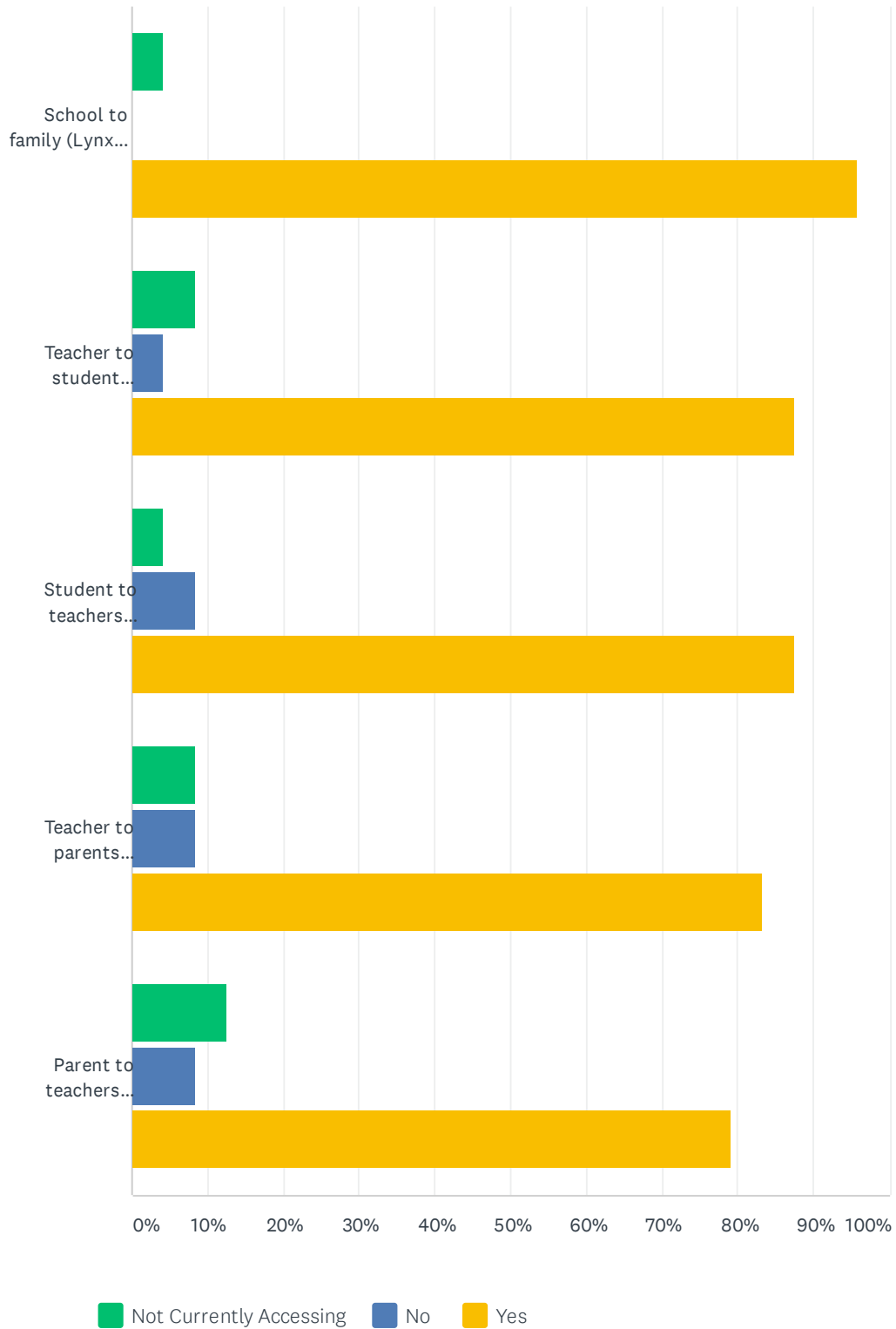
Answered: 24 Skipped: 0



	NOT SATISFIED	SATISFIED	HIGHLY SATISFIED	TOTAL	WEIGHTED AVERAGE
☆	20.83% 5	37.50% 9	41.67% 10	24	2.21

Q4 Does the school provide effective means of communication:

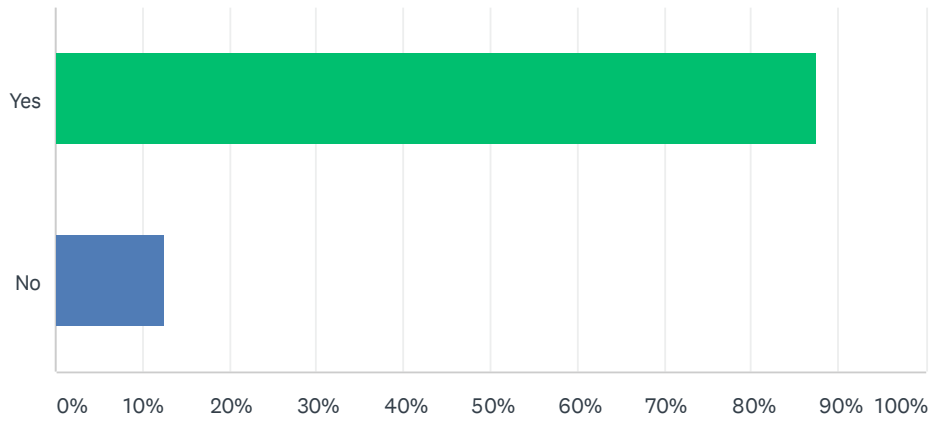
Answered: 24 Skipped: 0



	NOT CURRENTLY ACCESSING	NO	YES	TOTAL	WEIGHTED AVERAGE
School to family (Lynx News, MA website, Emails, Texts)	4.17% 1	0.00% 0	95.83% 23	24	1.92
Teacher to student (In-person/online class or meetings, Canvas, Infinite Campus)	8.33% 2	4.17% 1	87.50% 21	24	1.79
Student to teachers (In-person/online class or meetings, Canvas, Office hours)	4.17% 1	8.33% 2	87.50% 21	24	1.83
Teacher to parents (In-person/Zoom/phone, Email, Infinite Campus)	8.33% 2	8.33% 2	83.33% 20	24	1.75
Parent to teachers (In-person/Zoom/phone, Email)	12.50% 3	8.33% 2	79.17% 19	24	1.67

Q5 Does the school provide opportunities for your voice to be heard?

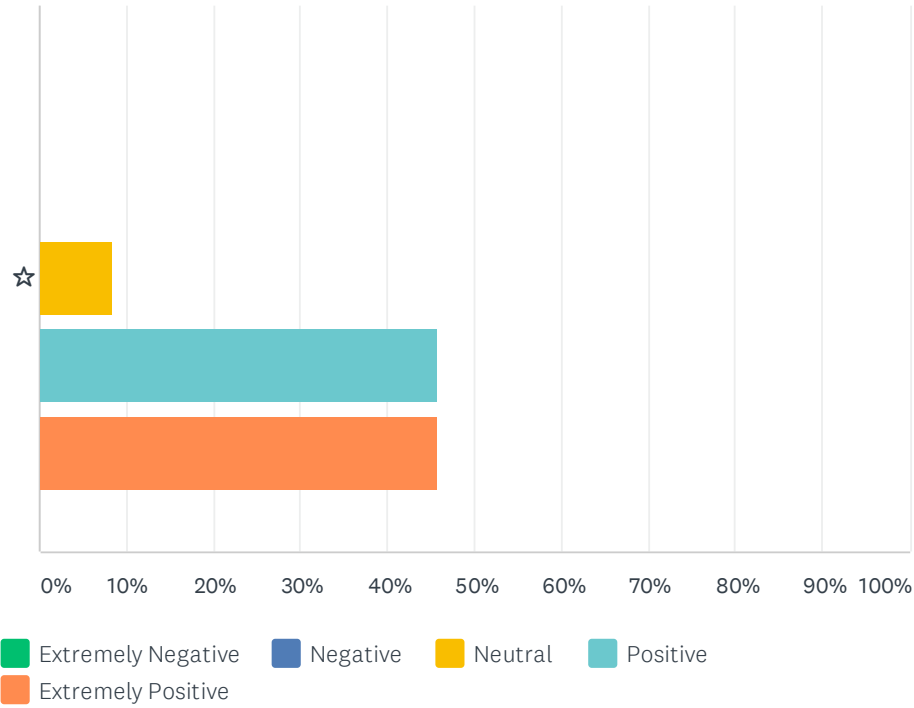
Answered: 24 Skipped: 0



ANSWER CHOICES	RESPONSES	
Yes	87.50%	21
No	12.50%	3
TOTAL		24

Q6 Please rank Monument Academy's atmosphere.

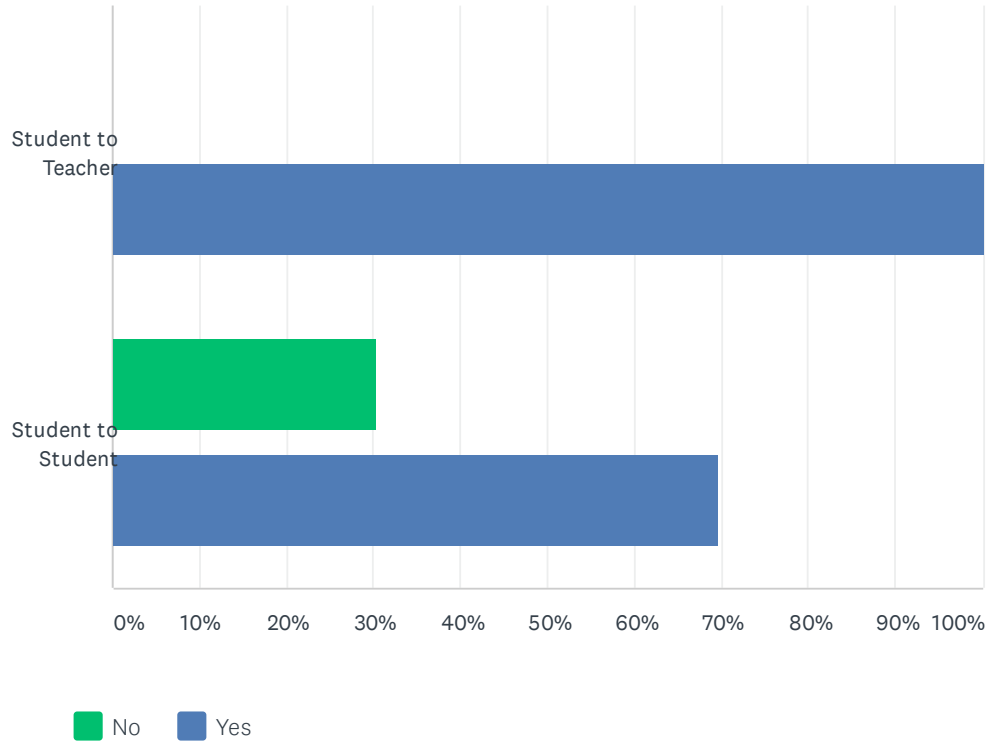
Answered: 24 Skipped: 0



	EXTREMELY NEGATIVE	NEGATIVE	NEUTRAL	POSITIVE	EXTREMELY POSITIVE	TOTAL	WEIGHTED AVERAGE
☆	0.00%	0.00%	8.33%	45.83%	45.83%	24	3.92
	0	0	2	11	11		

Q7 Do you feel that your student is connected to the Monument Academy community?

Answered: 24 Skipped: 0



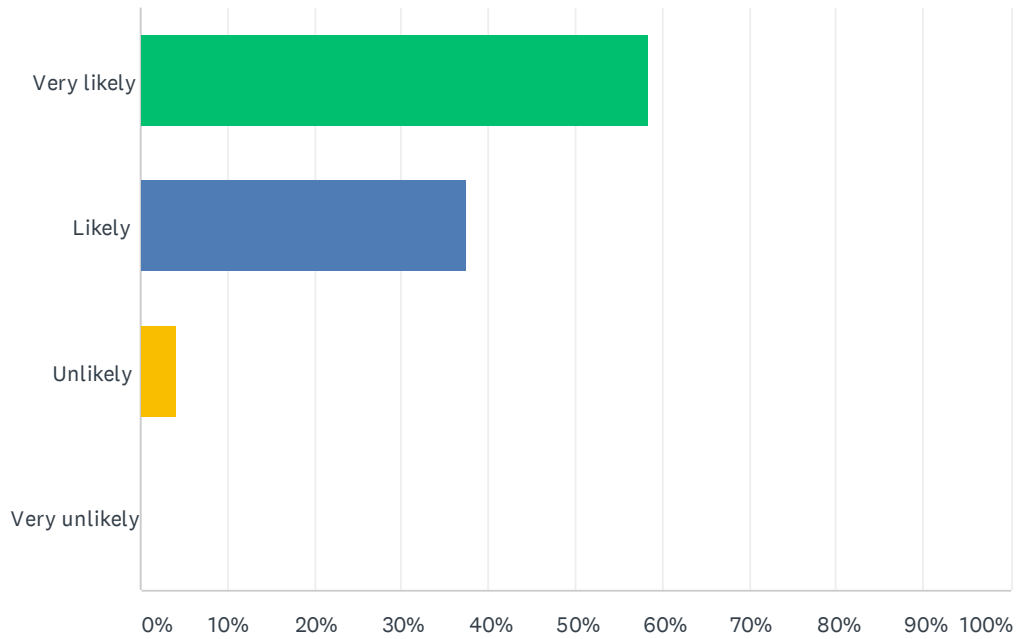
	NO	YES	TOTAL	WEIGHTED AVERAGE
Student to Teacher	0.00% 0	100.00% 24	24	2.00
Student to Student	30.43% 7	69.57% 16	23	1.70

Q8 In a few words to 2 sentences, what do you feel is the most pressing issue for Monument Academy to address?

Answered: 15 Skipped: 9

Q9 How likely are you to recommend our school to others?

Answered: 24 Skipped: 0



ANSWER CHOICES	RESPONSES	
Very likely	58.33%	14
Likely	37.50%	9
Unlikely	4.17%	1
Very unlikely	0.00%	0
TOTAL		24