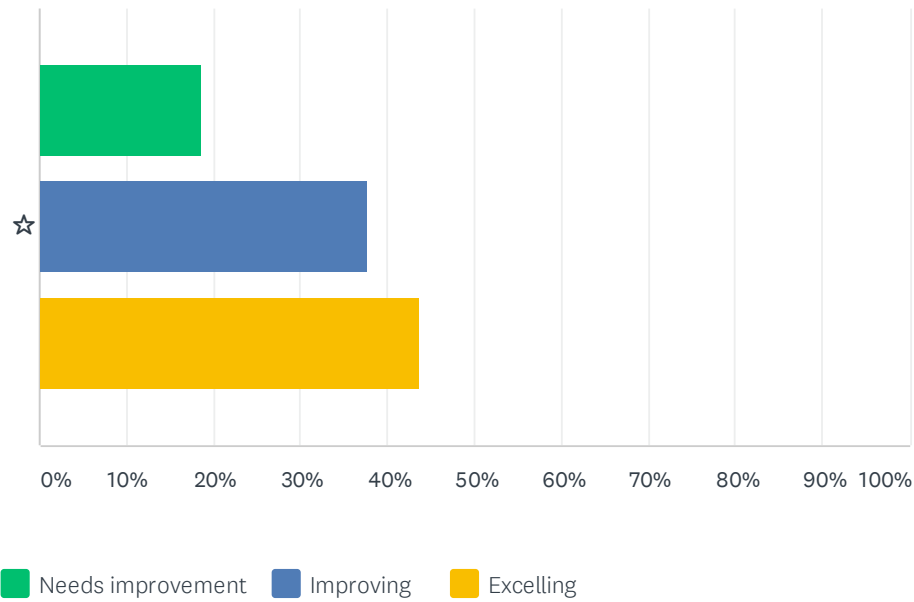


# Q1 How do you view your child is doing academically this year based on grades , fall conferences, and student testimony?

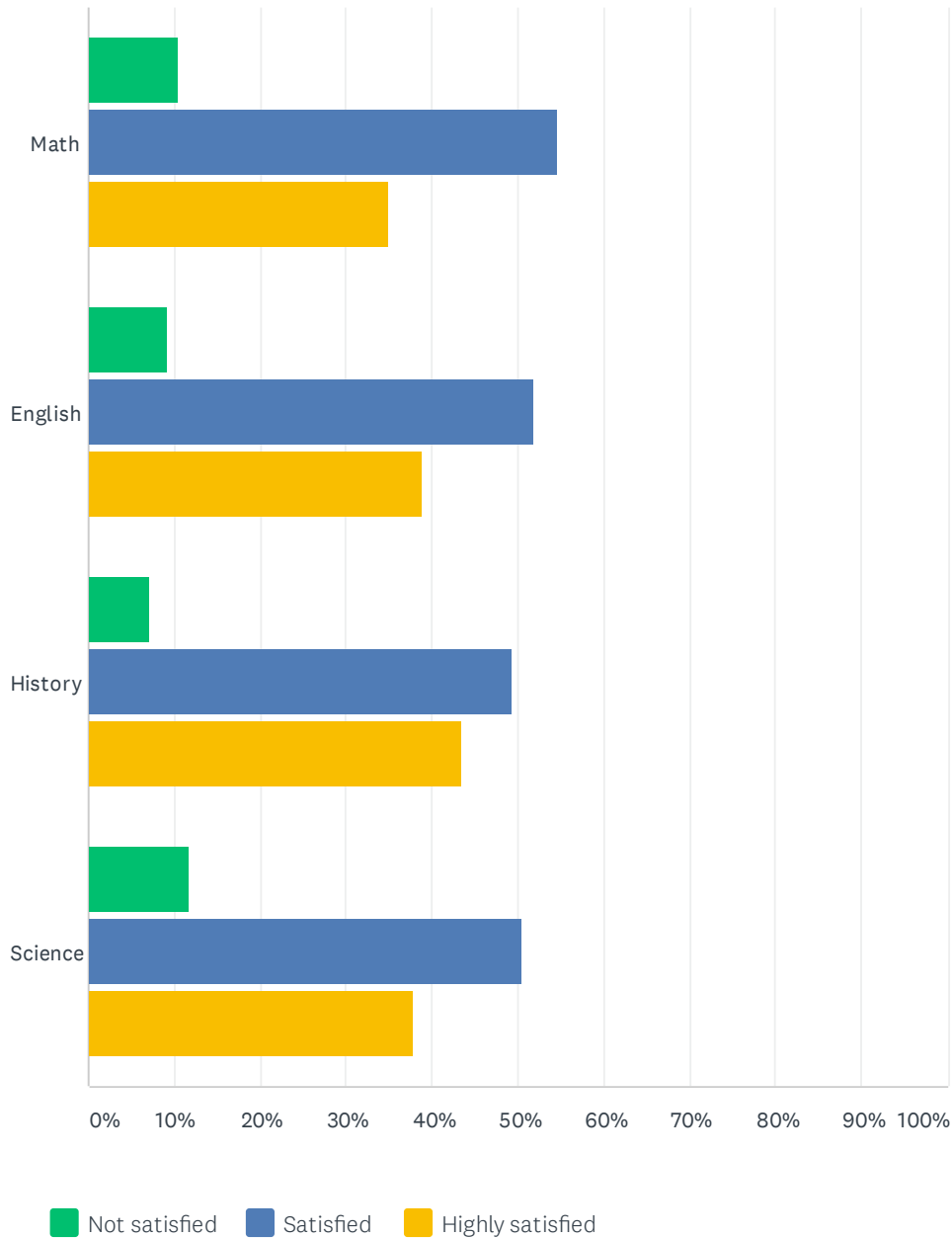
Answered: 236 Skipped: 4



	NEEDS IMPROVEMENT	IMPROVING	EXCELLING	TOTAL	WEIGHTED AVERAGE
☆	18.64% 44	37.71% 89	43.64% 103	236	2.25

## Q2 How satisfied are you with your child's academic progress this year?

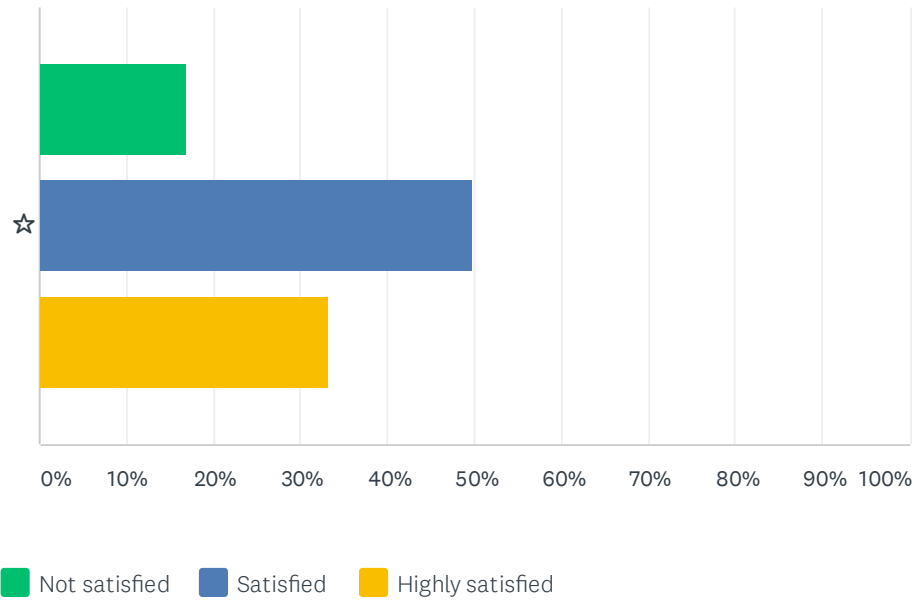
Answered: 240 Skipped: 0



	NOT SATISFIED	SATISFIED	HIGHLY SATISFIED	TOTAL	WEIGHTED AVERAGE
Math	10.42% 25	54.58% 131	35.00% 84	240	2.25
English	9.28% 22	51.90% 123	38.82% 92	237	2.30
History	7.11% 17	49.37% 118	43.51% 104	239	2.36
Science	11.76% 28	50.42% 120	37.82% 90	238	2.26

### Q3 How satisfied are you with opportunities to develop your whole child at MA (ie: character keys, extra-curriculars, social-emotional supports, electives, leadership opportunities)?

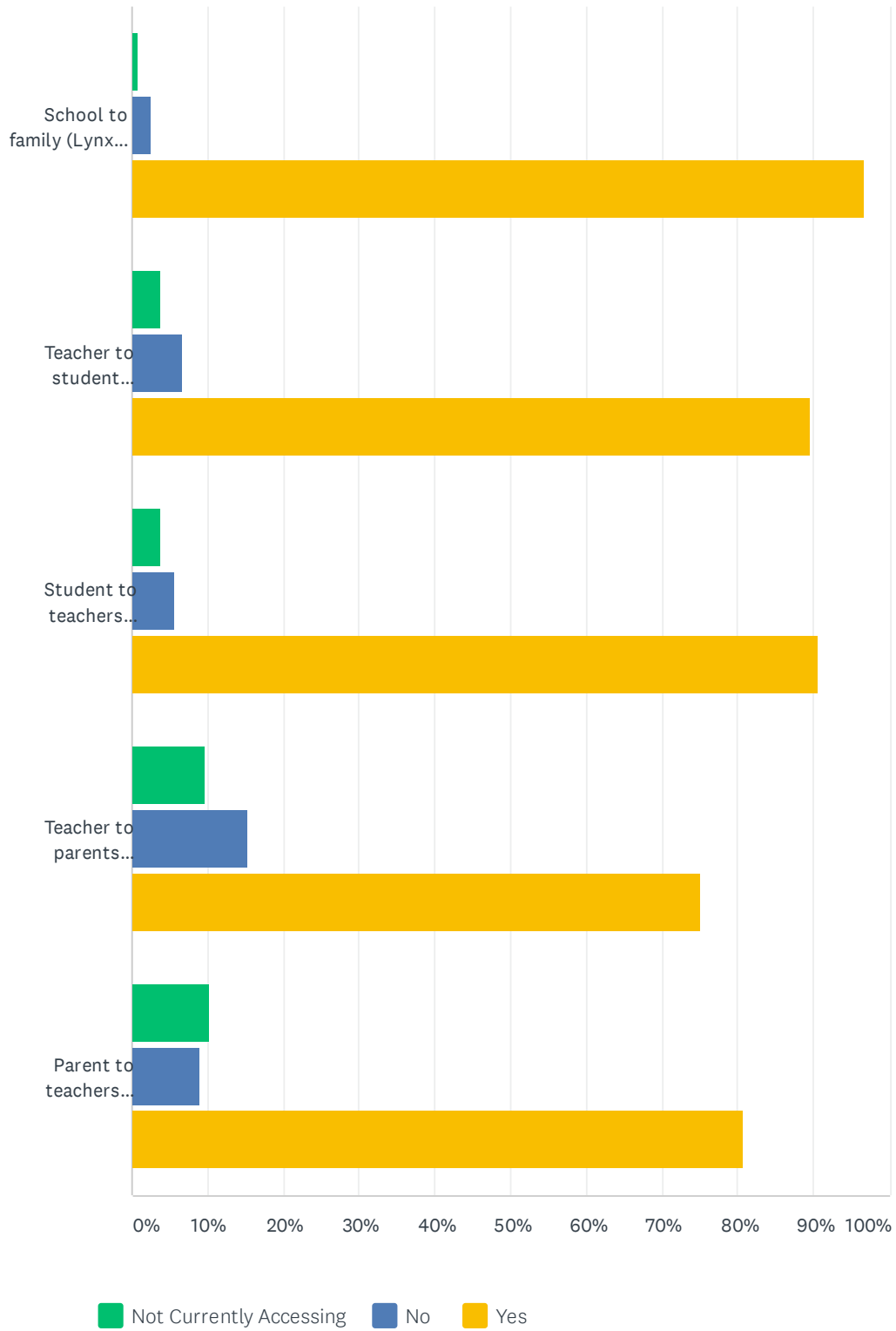
Answered: 235 Skipped: 5



	NOT SATISFIED	SATISFIED	HIGHLY SATISFIED	TOTAL	WEIGHTED AVERAGE
☆	17.02% 40	49.79% 117	33.19% 78	235	2.16

### Q4 Does the school provide effective means of communication:

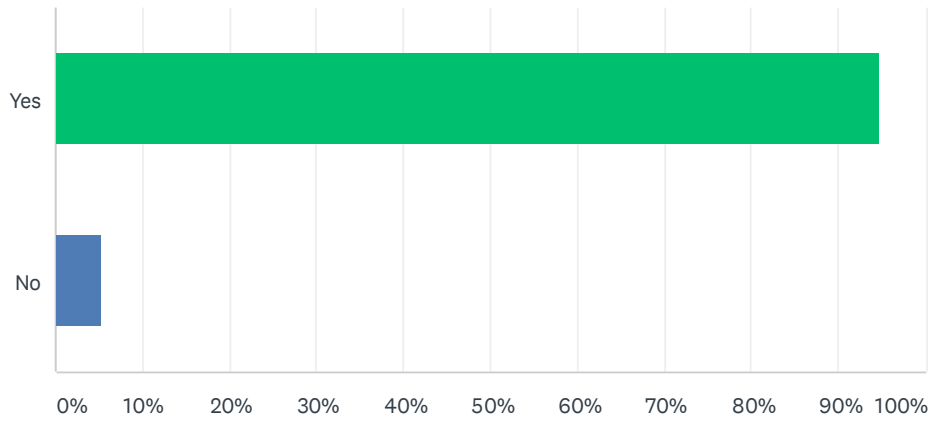
Answered: 240 Skipped: 0



	NOT CURRENTLY ACCESSING	NO	YES	TOTAL	WEIGHTED AVERAGE
School to family (Lynx News, MA website, Emails, Texts)	0.84% 2	2.51% 6	96.65% 231	239	1.96
Teacher to student (In-person/online class or meetings, Canvas, Infinite Campus)	3.78% 9	6.72% 16	89.50% 213	238	1.86
Student to teachers (In-person/online class or meetings, Canvas, Office hours)	3.85% 9	5.56% 13	90.60% 212	234	1.87
Teacher to parents (In-person/Zoom/phone, Email, Infinite Campus)	9.70% 23	15.19% 36	75.11% 178	237	1.65
Parent to teachers (In-person/Zoom/phone, Email)	10.21% 24	8.94% 21	80.85% 190	235	1.71

## Q5 Does the school provide opportunities for your voice to be heard?

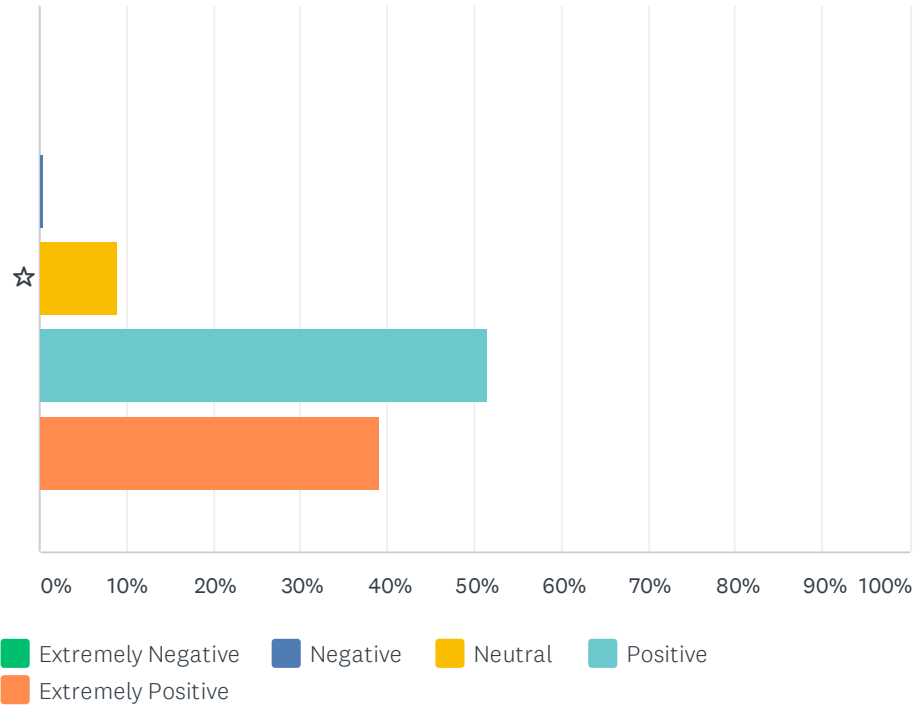
Answered: 234 Skipped: 6



ANSWER CHOICES	RESPONSES
Yes	94.87% 222
No	5.13% 12
TOTAL	234

## Q6 Please rank Monument Academy's atmosphere.

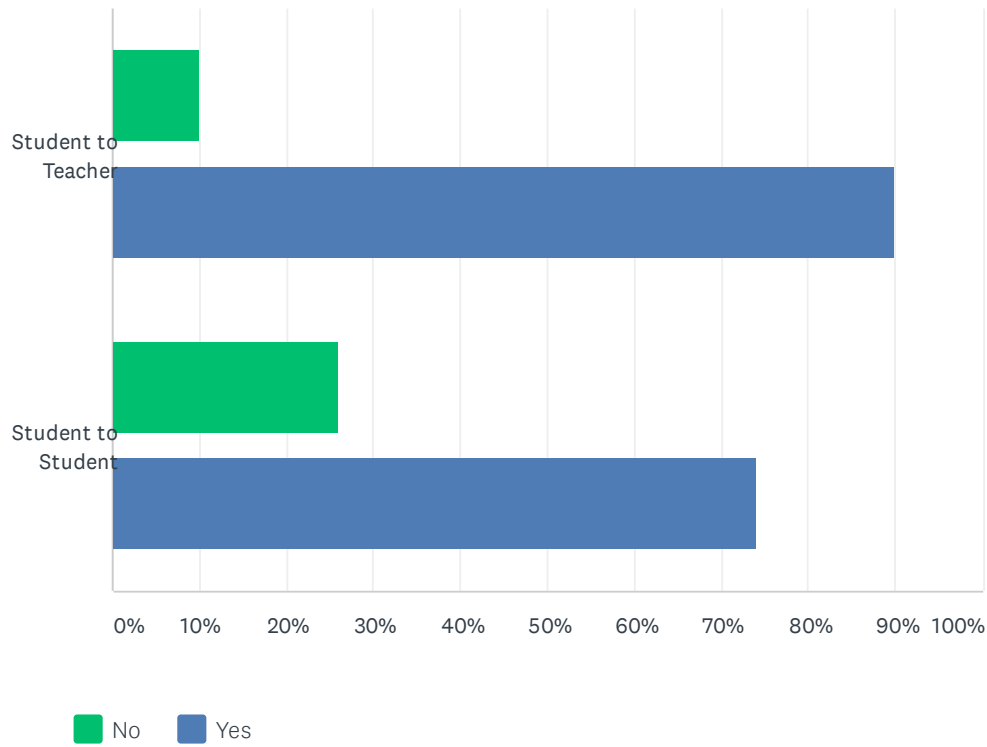
Answered: 233 Skipped: 7



	EXTREMELY NEGATIVE	NEGATIVE	NEUTRAL	POSITIVE	EXTREMELY POSITIVE	TOTAL	WEIGHTED AVERAGE
☆	0.00%	0.43%	9.01%	51.50%	39.06%	233	3.90
	0	1	21	120	91		

# Q7 Do you feel that your student is connected to the Monument Academy community?

Answered: 239 Skipped: 1



	NO	YES	TOTAL	WEIGHTED AVERAGE
Student to Teacher	10.13% 24	89.87% 213	237	1.90
Student to Student	25.85% 61	74.15% 175	236	1.74

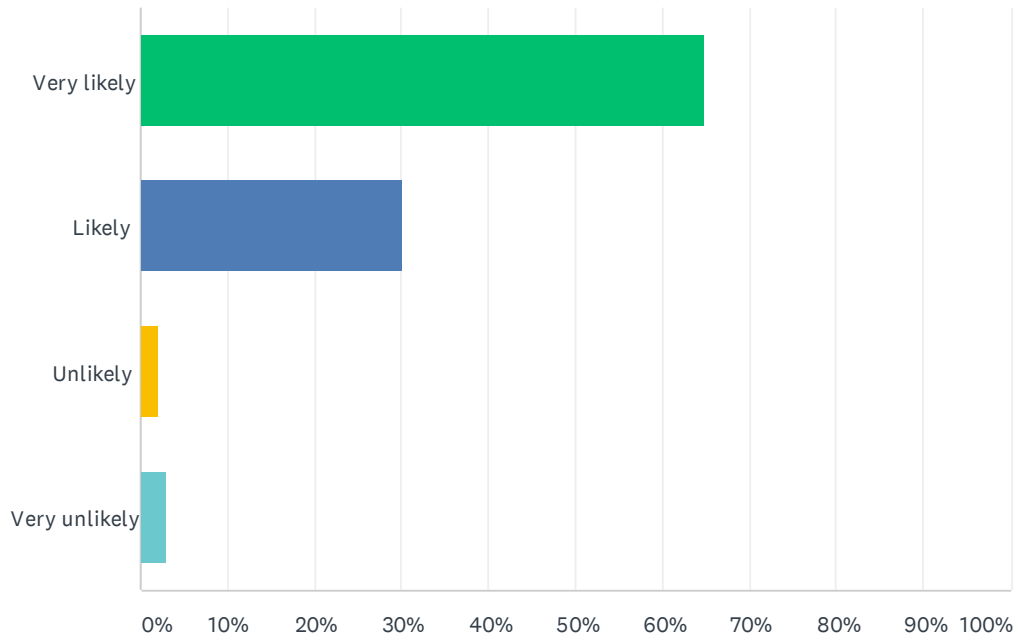


**Q8** In a few words to 2 sentences, what do you feel is the most pressing issue for Monument Academy to address?

Answered: 158 Skipped: 82

## Q9 How likely are you to recommend our school to others?

Answered: 239 Skipped: 1



ANSWER CHOICES	RESPONSES	
Very likely	64.85%	155
Likely	30.13%	72
Unlikely	2.09%	5
Very unlikely	2.93%	7
<b>TOTAL</b>		<b>239</b>