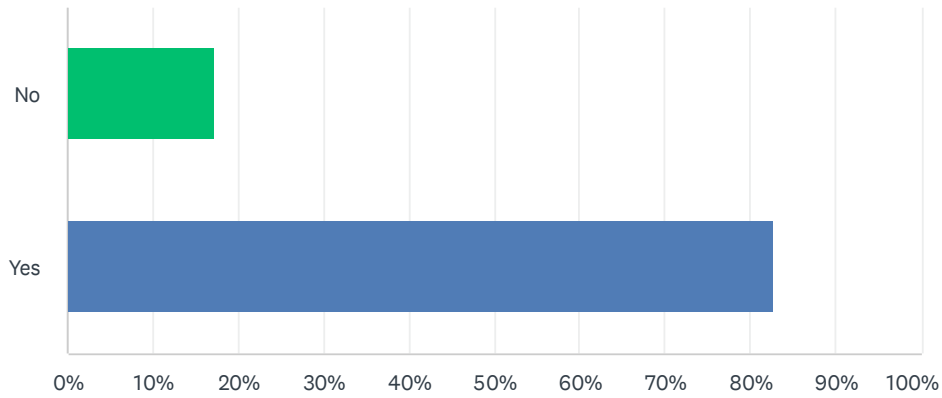


### Q1 Do you know how to view your child's assignments and grades in Canvas, either on their school-issued iPad, through their account, or through an "observer" account on your own device?

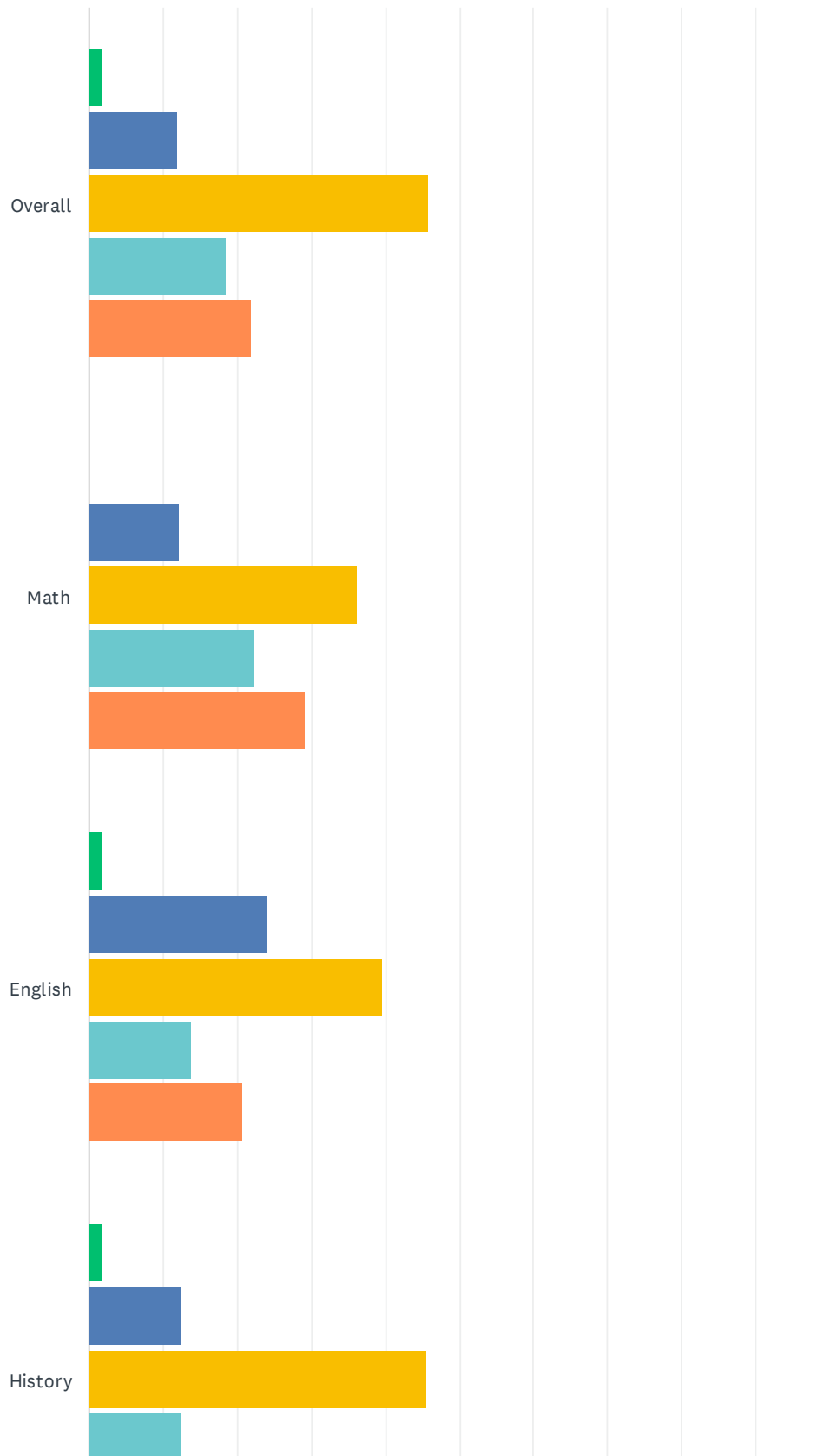
Answered: 58 Skipped: 1

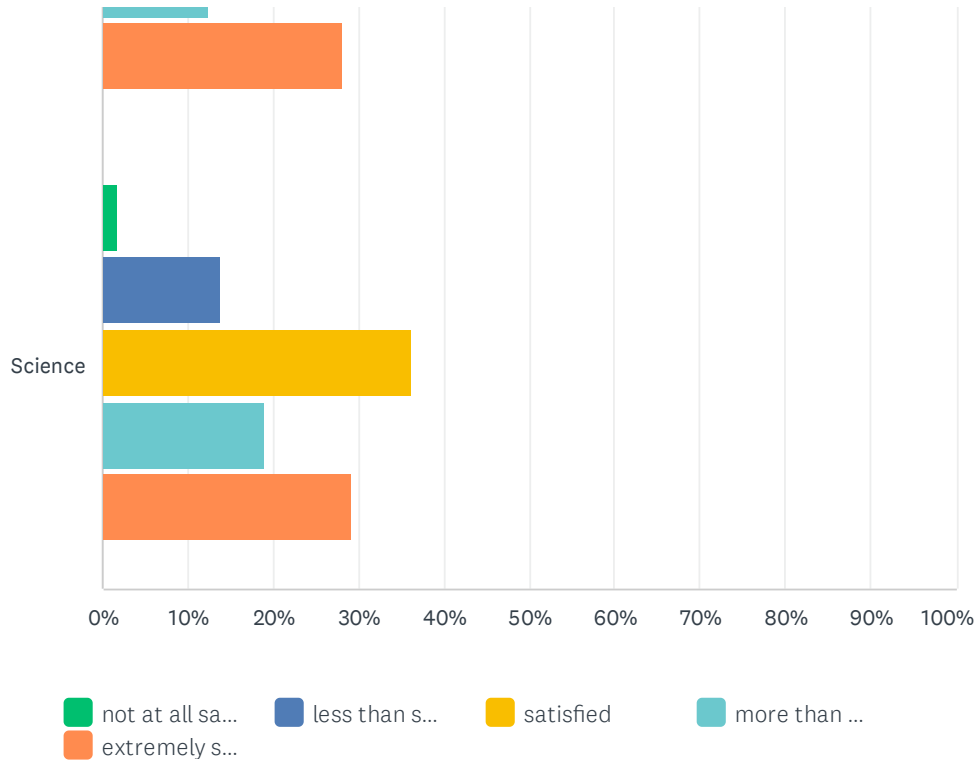


ANSWER CHOICES	RESPONSES	
No	17.24%	10
Yes	82.76%	48
TOTAL		58

## Q2 How satisfied are you with your child's academic progress this year?

Answered: 59 Skipped: 0

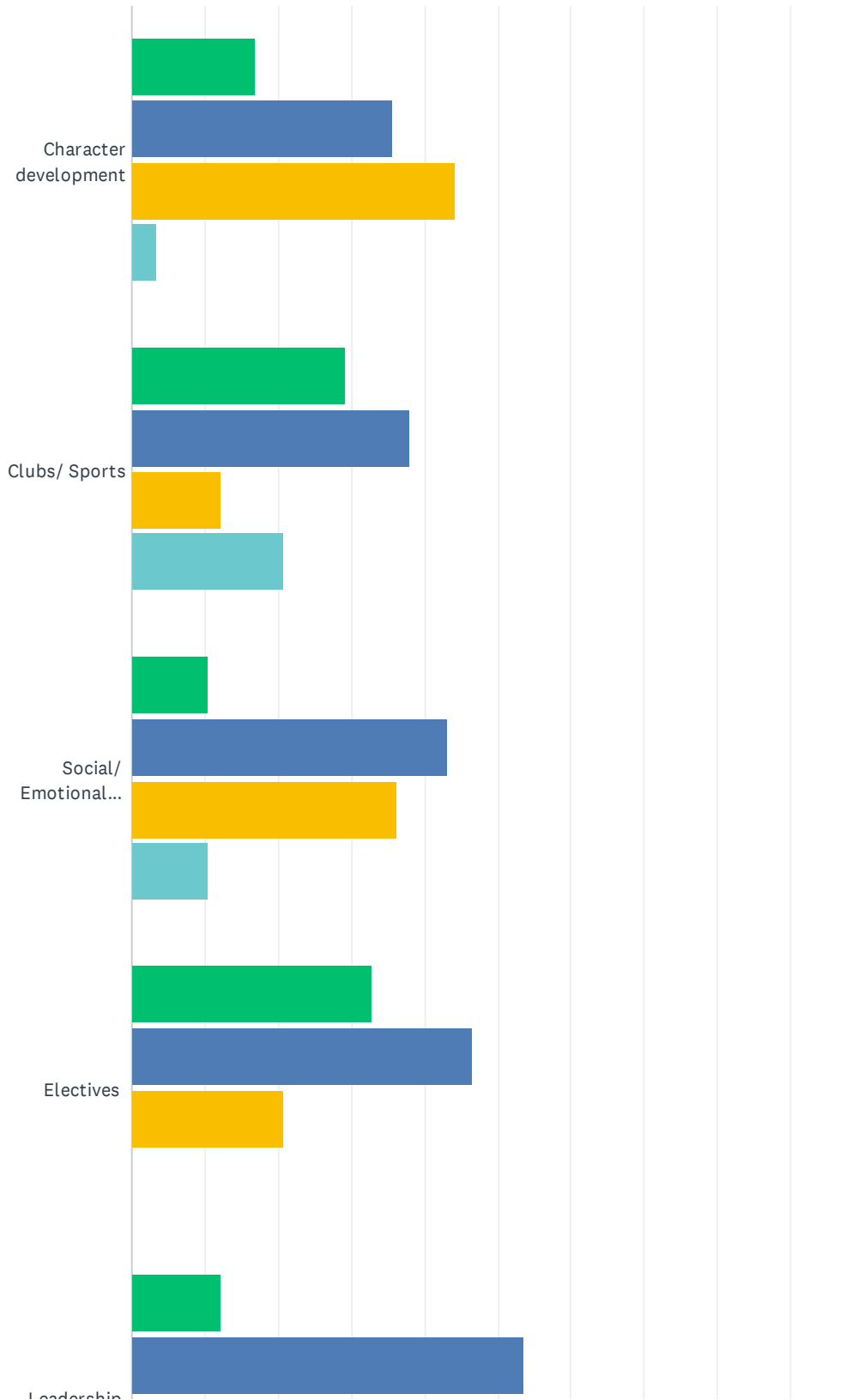


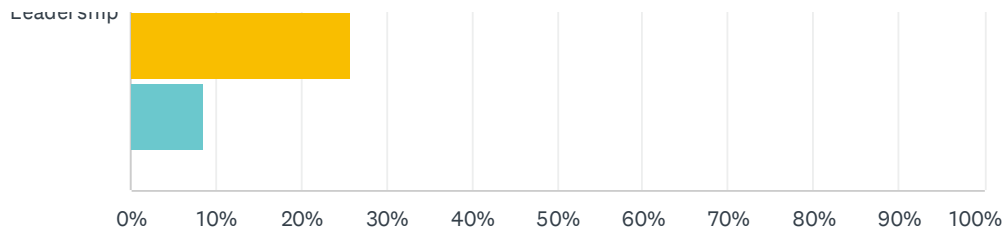


	NOT AT ALL SATISFIED	LESS THAN SATISFIED	SATISFIED	MORE THAN SATISFIED	EXTREMELY SATISFIED	TOTAL	WEIGHTED AVERAGE
Overall	1.69% 1	11.86% 7	45.76% 27	18.64% 11	22.03% 13	59	3.47
Math	0.00% 0	12.07% 7	36.21% 21	22.41% 13	29.31% 17	58	3.69
English	1.72% 1	24.14% 14	39.66% 23	13.79% 8	20.69% 12	58	3.28
History	1.75% 1	12.28% 7	45.61% 26	12.28% 7	28.07% 16	57	3.53
Science	1.72% 1	13.79% 8	36.21% 21	18.97% 11	29.31% 17	58	3.60

### Q3 How satisfied are you with the opportunities to develop your whole child at Monument Academy?

Answered: 59 Skipped: 0



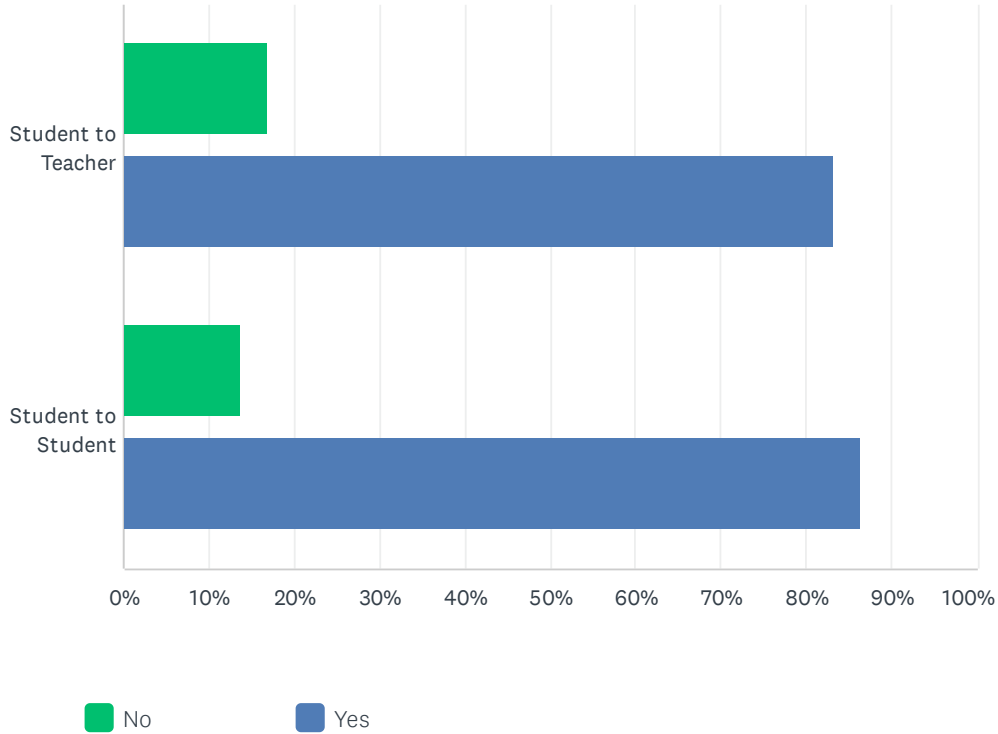


■ Not satisfied   
 ■ Satisfied   
 ■ Highly Satis...   
 ■ N/A

	NOT SATISFIED	SATISFIED	HIGHLY SATISFIED	N/A	TOTAL	WEIGHTED AVERAGE
Character development	16.95% 10	35.59% 21	44.07% 26	3.39% 2	59	2.28
Clubs/ Sports	29.31% 17	37.93% 22	12.07% 7	20.69% 12	58	1.78
Social/ Emotional Supports	10.34% 6	43.10% 25	36.21% 21	10.34% 6	58	2.29
Electives	32.76% 19	46.55% 27	20.69% 12	0.00% 0	58	1.88
Leadership	12.07% 7	53.45% 31	25.86% 15	8.62% 5	58	2.15

## Q4 Do you feel that your student is connected to the Monument Academy community?

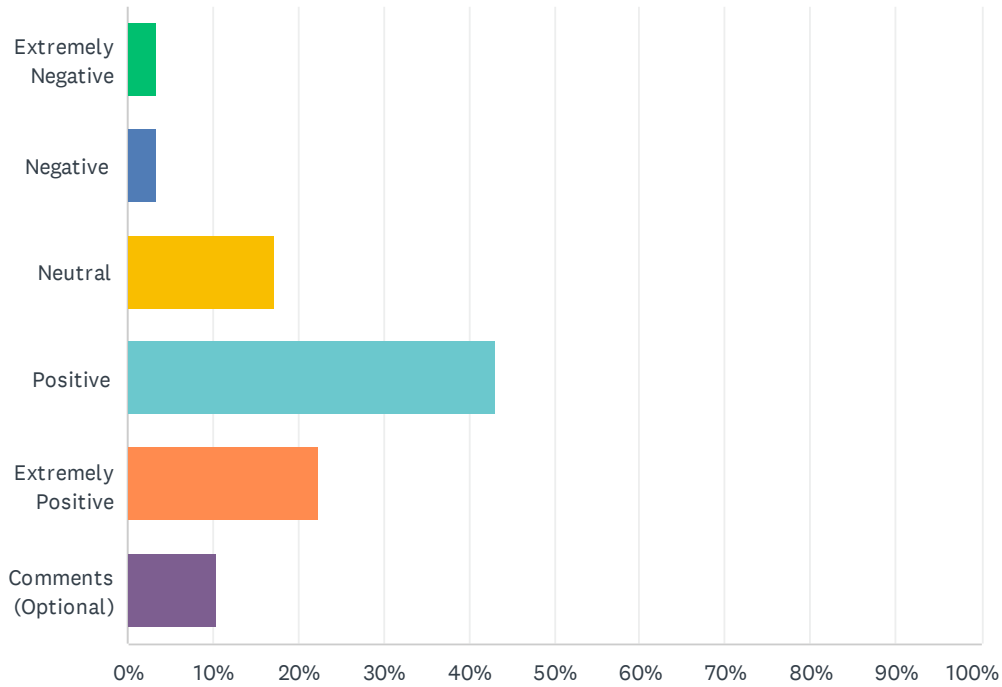
Answered: 59 Skipped: 0



	NO	YES	TOTAL	WEIGHTED AVERAGE
Student to Teacher	16.95% 10	83.05% 49	59	1.83
Student to Student	13.56% 8	86.44% 51	59	1.86

### Q5 How does your child perceive the Monument Academy atmosphere? (safety, belonging, overall attitude toward school)

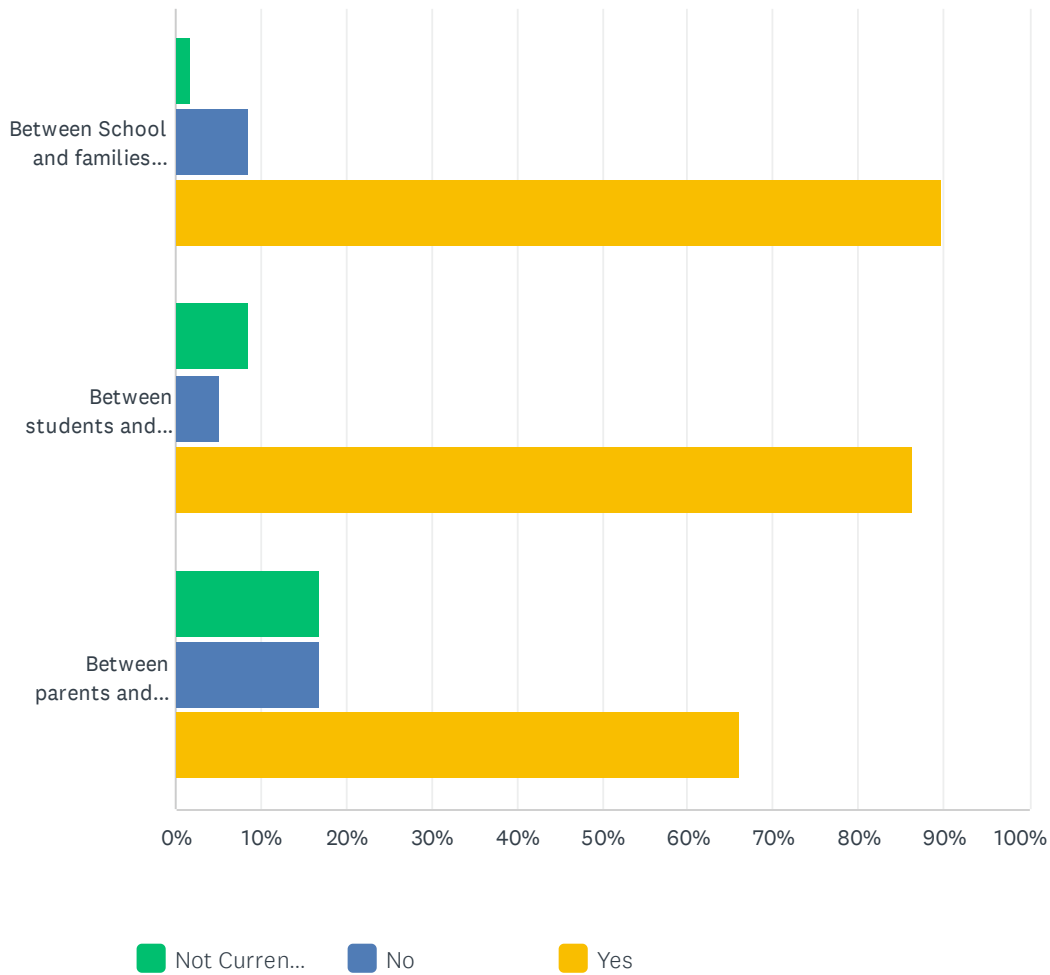
Answered: 58 Skipped: 1



ANSWER CHOICES	RESPONSES	
Extremely Negative	3.45%	2
Negative	3.45%	2
Neutral	17.24%	10
Positive	43.10%	25
Extremely Positive	22.41%	13
Comments (Optional)	10.34%	6
<b>TOTAL</b>		<b>58</b>

## Q6 Does the school provide effective means of communication:

Answered: 59 Skipped: 0

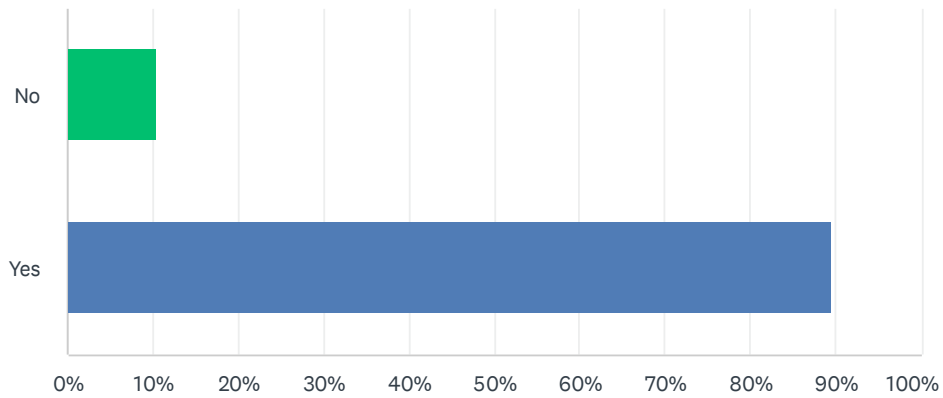


	NOT CURRENTLY ACCESSING	NO	YES	TOTAL	WEIGHTED AVERAGE
Between School and families (Lynx News, MA website, emails, texts)	1.69% 1	8.47% 5	89.83% 53	59	1.88
Between students and teachers (in-class, canvas, email, study hall)	8.47% 5	5.08% 3	86.44% 51	59	1.78
Between parents and teachers (Syllabus, email availability)	16.95% 10	16.95% 10	66.10% 39	59	1.49



## Q7 Does the school provide opportunities for your voice to be heard?

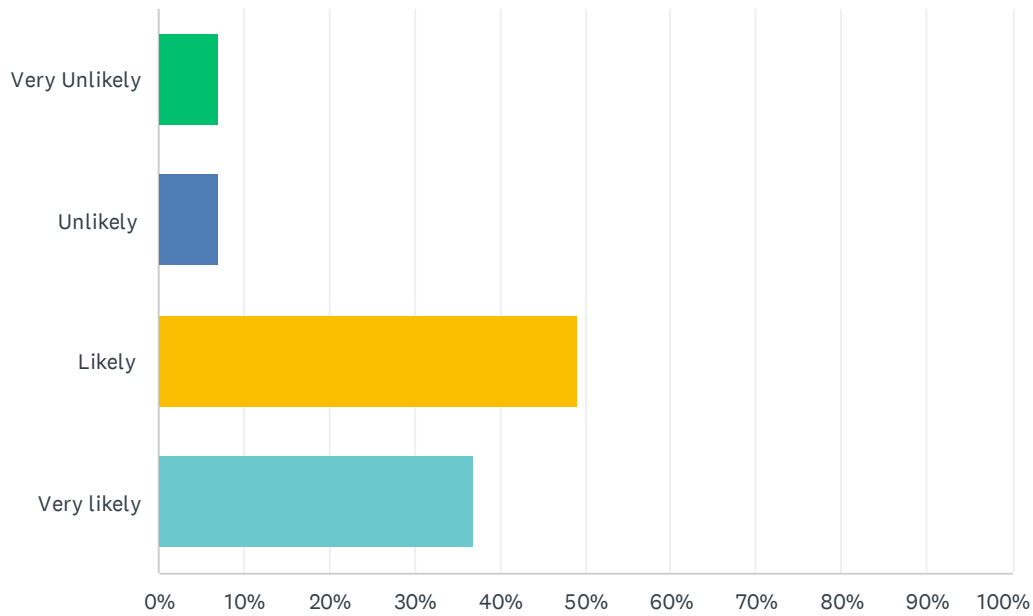
Answered: 58 Skipped: 1



ANSWER CHOICES	RESPONSES	
No	10.34%	6
Yes	89.66%	52
TOTAL		58

## Q8 How likely are you to recommend our school to others?

Answered: 57 Skipped: 2



ANSWER CHOICES	RESPONSES
Very Unlikely	7.02% 4
Unlikely	7.02% 4
Likely	49.12% 28
Very likely	36.84% 21
TOTAL	57

**Q9** In a few words, are there any other pressing comments or concerns that you would like to share with Monument Academy?

Answered: 37 Skipped: 22