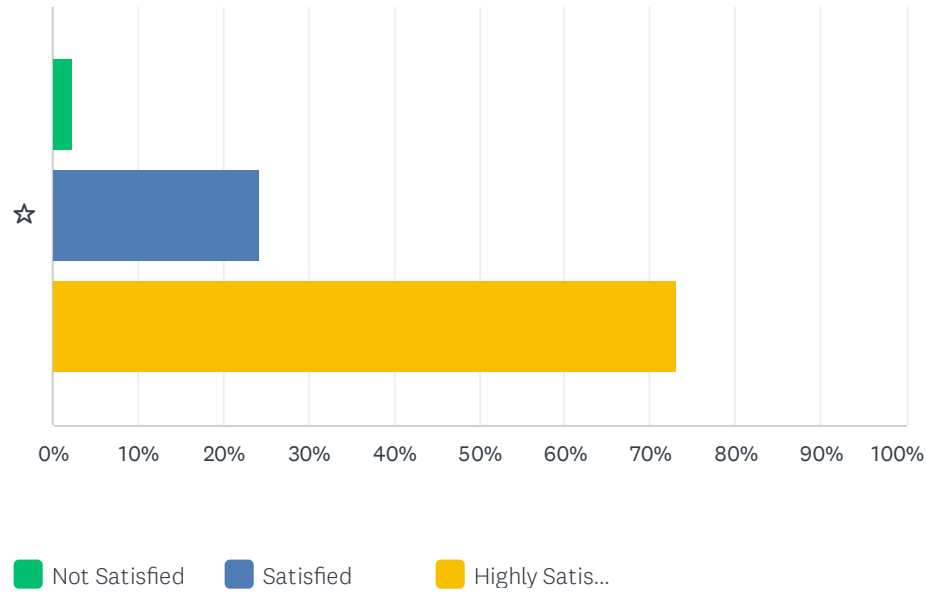


Q1 How satisfied are you with Monument Academy's ability to meet the academic needs of your child this year?

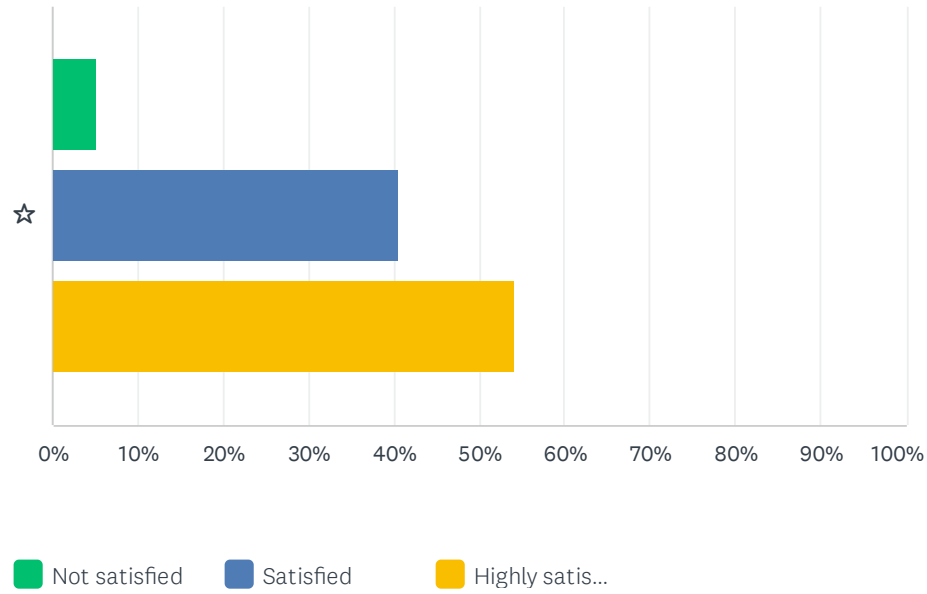
Answered: 213 Skipped: 0



	NOT SATISFIED	SATISFIED	HIGHLY SATISFIED	TOTAL	WEIGHTED AVERAGE
☆	2.35% 5	24.41% 52	73.24% 156	213	2.71

Q2 How satisfied are you with the opportunities to develop your whole child at Monument Academy?

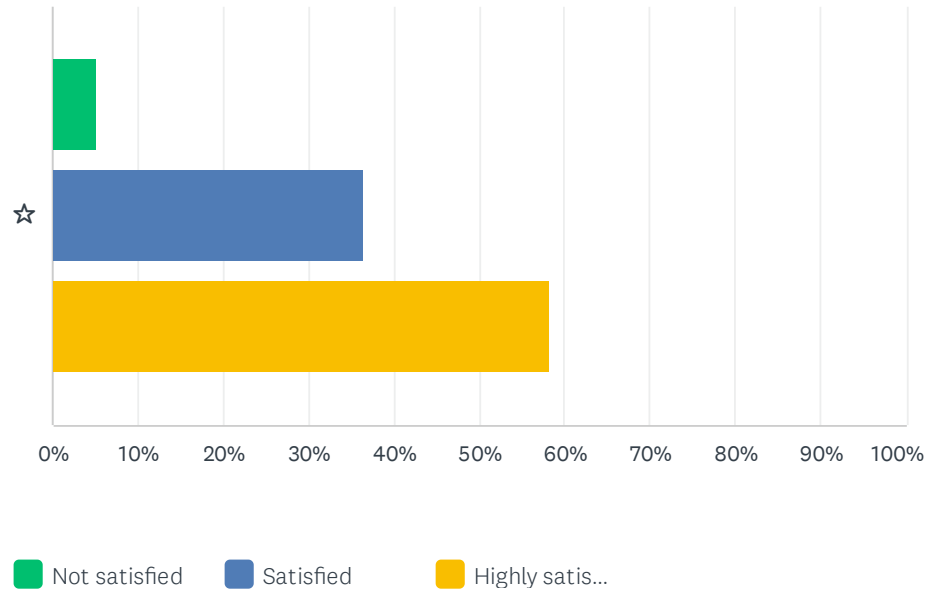
Answered: 212 Skipped: 1



	NOT SATISFIED	SATISFIED	HIGHLY SATISFIED	TOTAL	WEIGHTED AVERAGE
☆	5.19% 11	40.57% 86	54.25% 115	212	2.49

Q3 How satisfied are you with Monument Academy's ability to meet the mental health needs of your child this year?

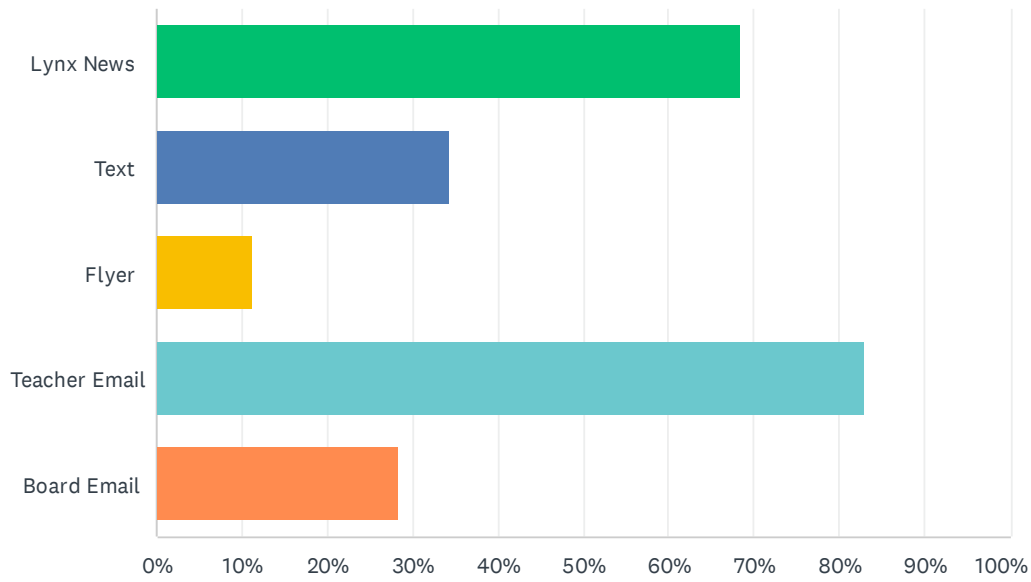
Answered: 211 Skipped: 2



	NOT SATISFIED	SATISFIED	HIGHLY SATISFIED	TOTAL	WEIGHTED AVERAGE
☆	5.21% 11	36.49% 77	58.29% 123	211	2.53

Q4 How do you prefer to receive communication from the school?

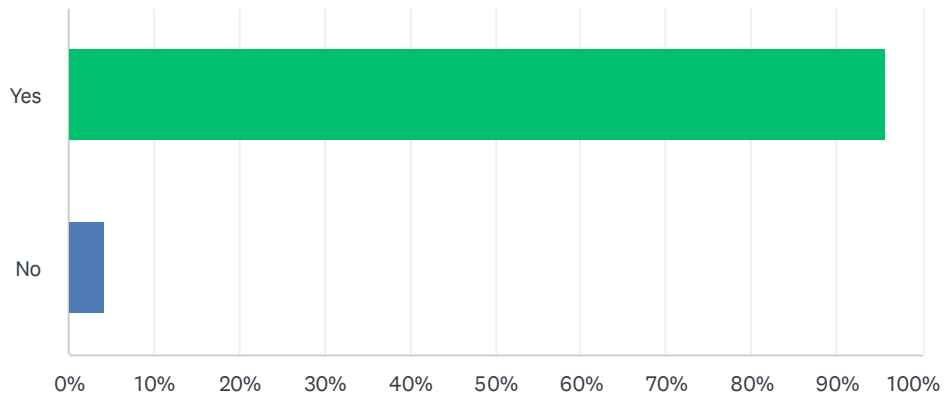
Answered: 212 Skipped: 1



ANSWER CHOICES	RESPONSES	
Lynx News	68.40%	145
Text	34.43%	73
Flyer	11.32%	24
Teacher Email	83.02%	176
Board Email	28.30%	60
Total Respondents: 212		

Q5 Does the school provide opportunities for your voice to be heard?

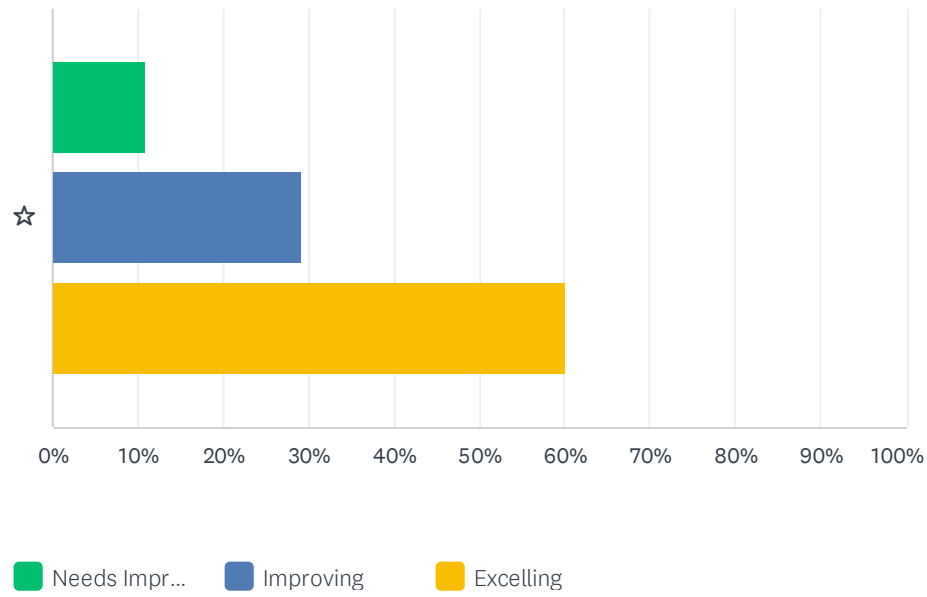
Answered: 209 Skipped: 4



ANSWER CHOICES	RESPONSES	
Yes	95.69%	200
No	4.31%	9
TOTAL		209

Q6 Please rank Monument Academy's atmosphere.

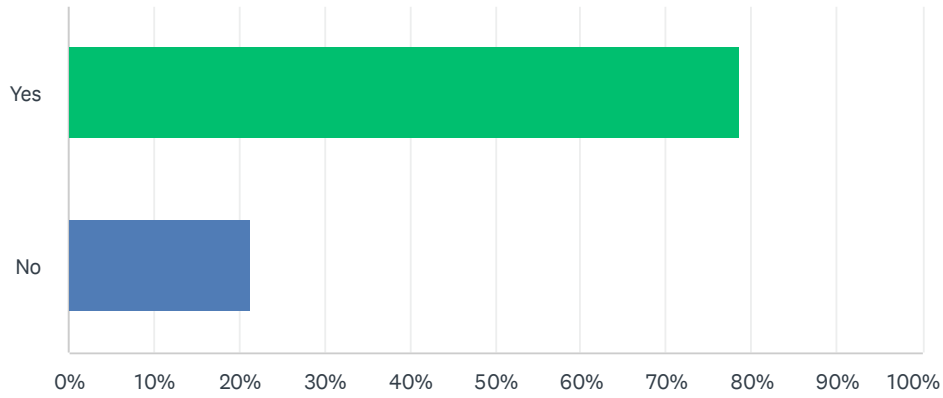
Answered: 213 Skipped: 0



	NEEDS IMPROVEMENT	IMPROVING	EXCELLING	TOTAL	WEIGHTED AVERAGE
☆	10.80% 23	29.11% 62	60.09% 128	213	2.49

Q7 Do you feel that your family is connected to the Monument Academy community?

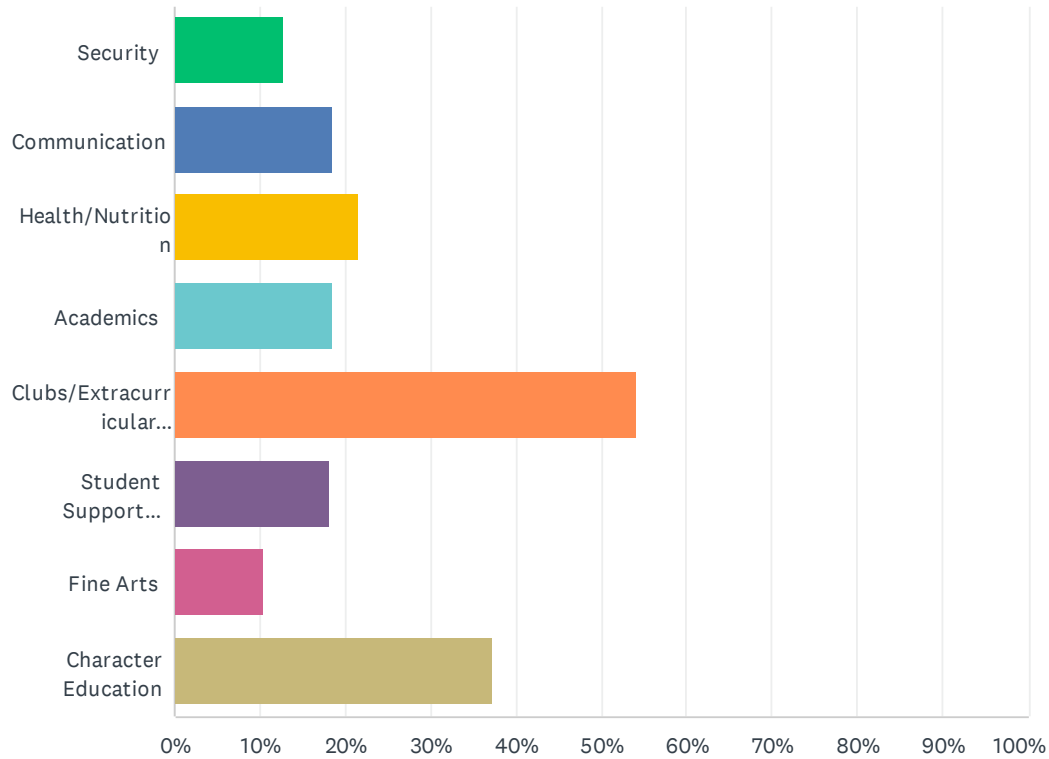
Answered: 212 Skipped: 1



ANSWER CHOICES	RESPONSES	
Yes	78.77%	167
No	21.23%	45
TOTAL		212

Q8 Which do you feel is the most pressing issue(s) for Monument Academy to address? Check all that apply.

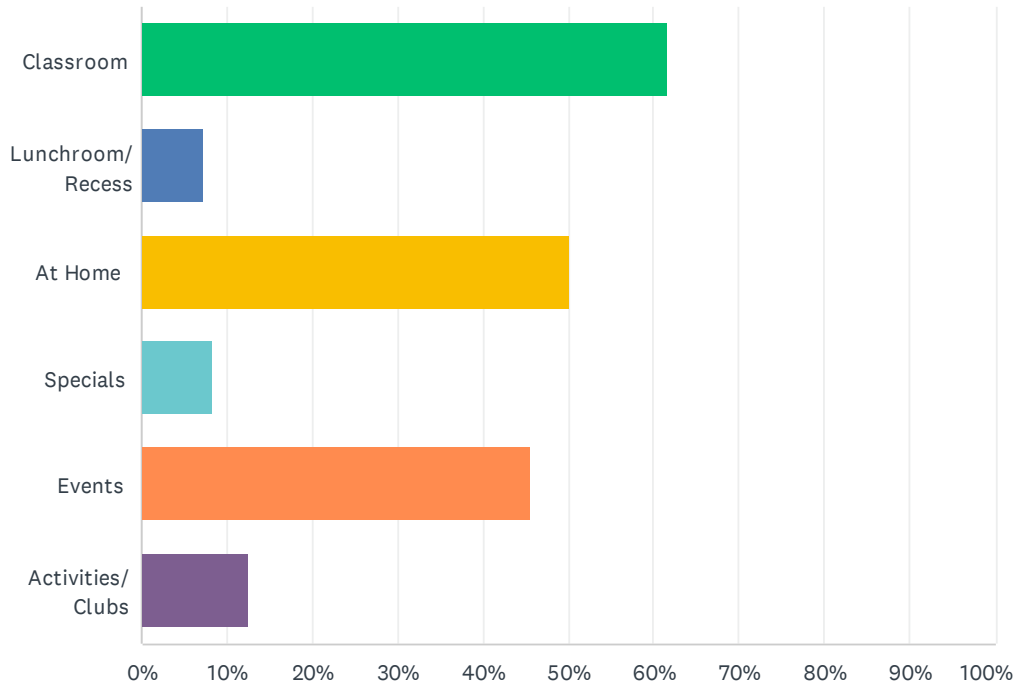
Answered: 172 Skipped: 41



ANSWER CHOICES	RESPONSES	
Security	12.79%	22
Communication	18.60%	32
Health/Nutrition	21.51%	37
Academics	18.60%	32
Clubs/Extracurricular Activities	54.07%	93
Student Support Services	18.02%	31
Fine Arts	10.47%	18
Character Education	37.21%	64
Total Respondents: 172		

Q9 How do you prefer to volunteer?

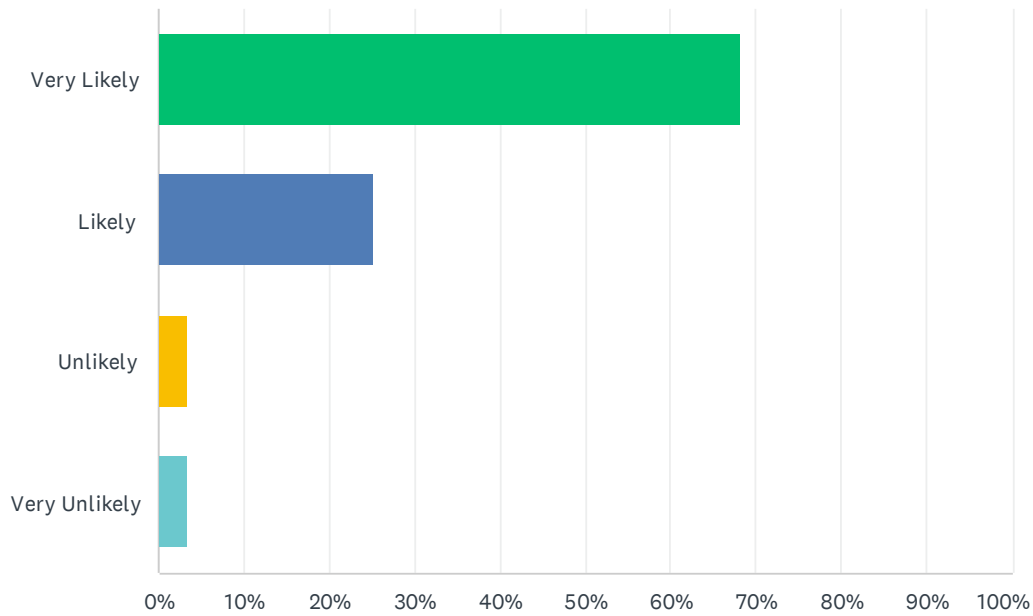
Answered: 206 Skipped: 7



ANSWER CHOICES	RESPONSES	
Classroom	61.65%	127
Lunchroom/ Recess	7.28%	15
At Home	50.00%	103
Specials	8.25%	17
Events	45.63%	94
Activities/ Clubs	12.62%	26
Total Respondents: 206		

Q10 How likely are you to recommend our school to others?

Answered: 211 Skipped: 2



ANSWER CHOICES	RESPONSES	
Very Likely	68.25%	144
Likely	25.12%	53
Unlikely	3.32%	7
Very Unlikely	3.32%	7
TOTAL		211