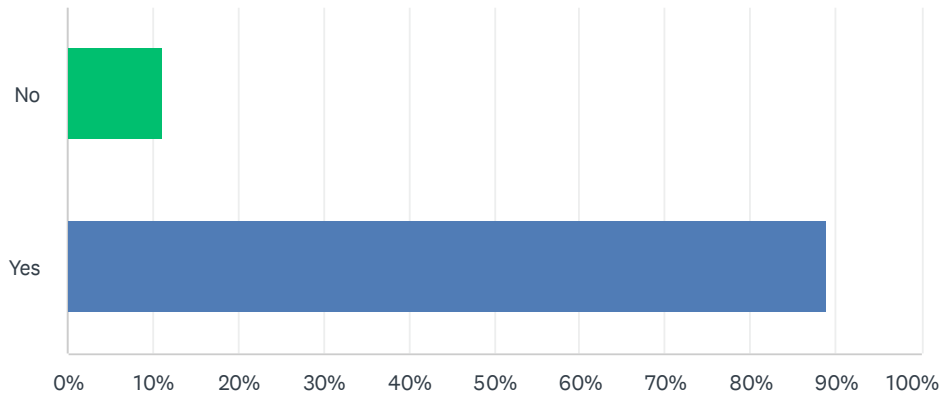


Q1 Do you know how to view your child's assignments and grades in Canvas, either on their school-issued iPad, through their account, or through an "observer" account on your own device?

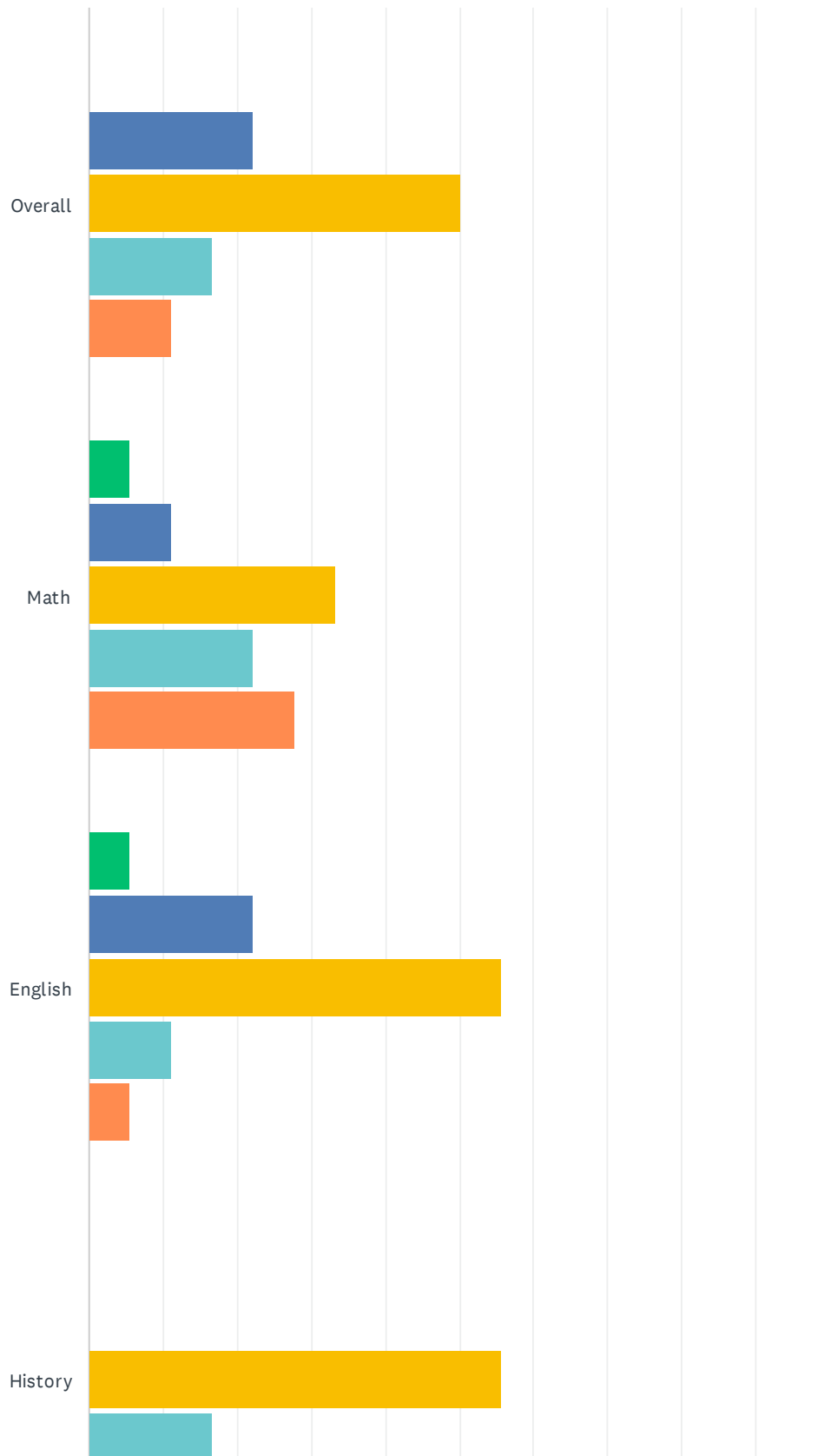
Answered: 18 Skipped: 0

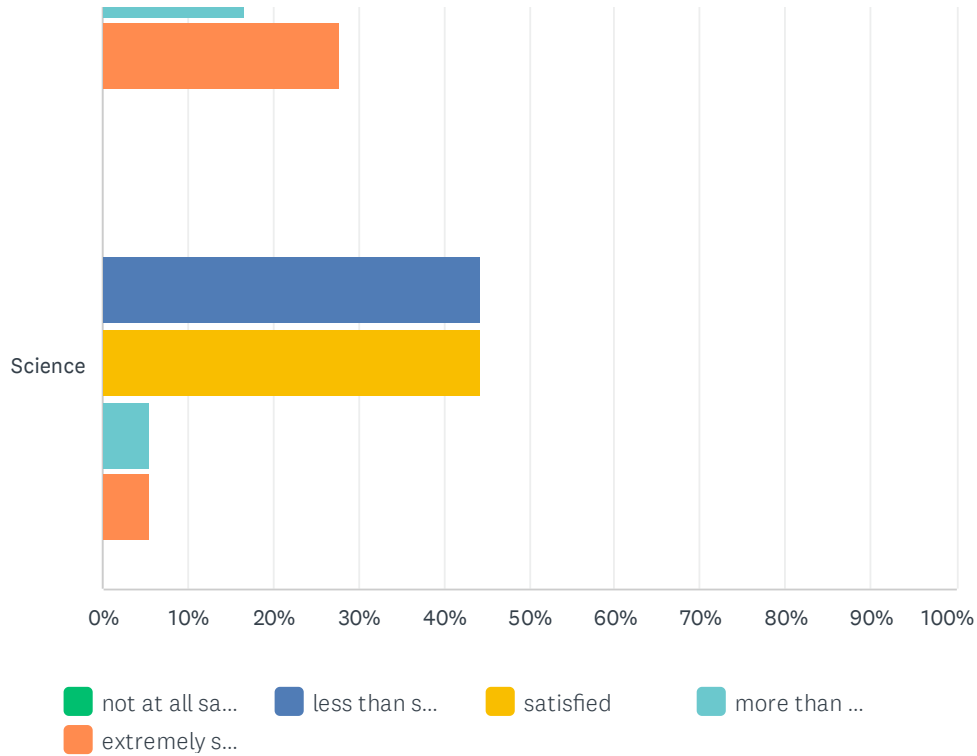


ANSWER CHOICES	RESPONSES
No	11.11% 2
Yes	88.89% 16
TOTAL	18

Q2 How satisfied are you with your child's academic progress this year?

Answered: 18 Skipped: 0

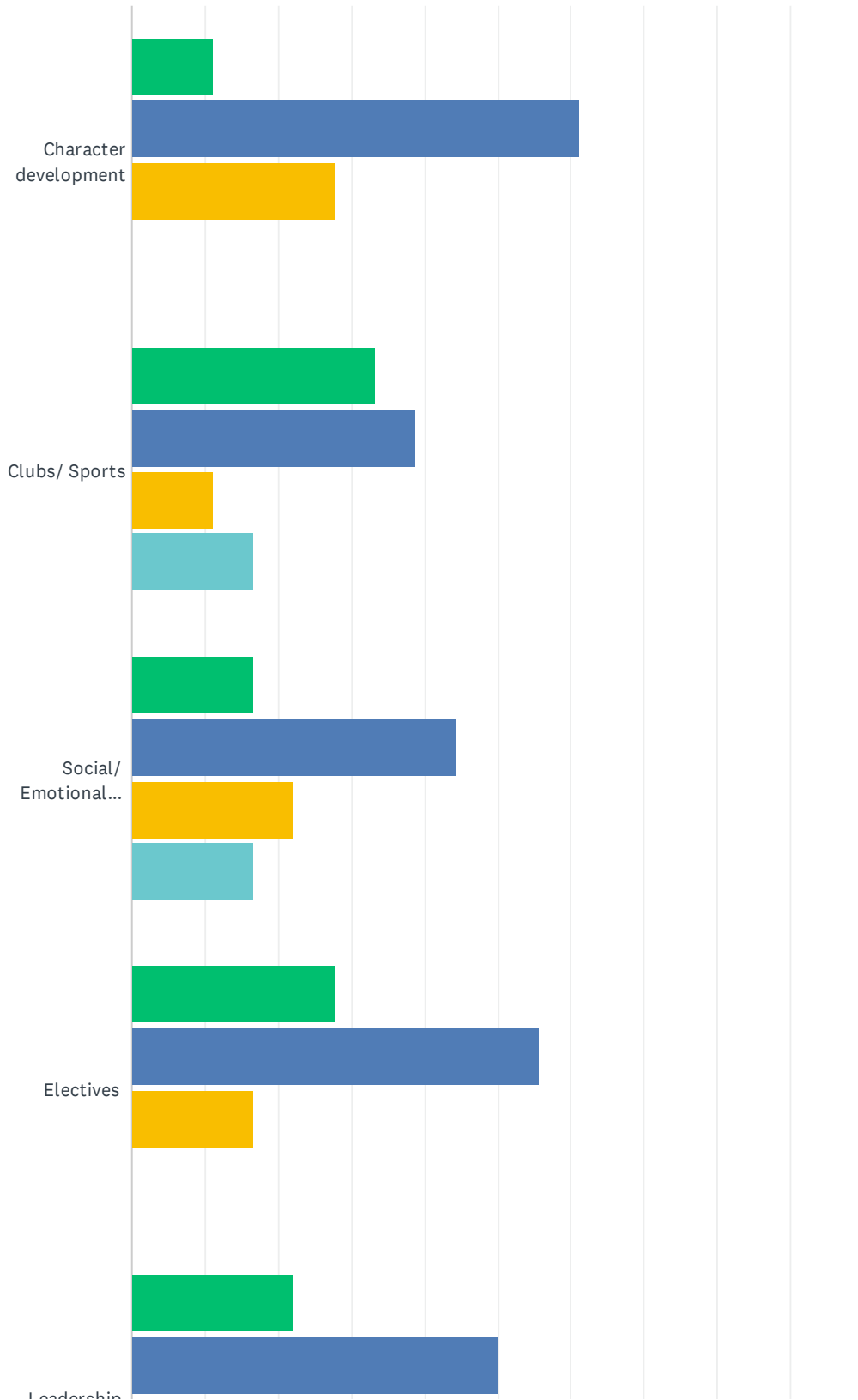


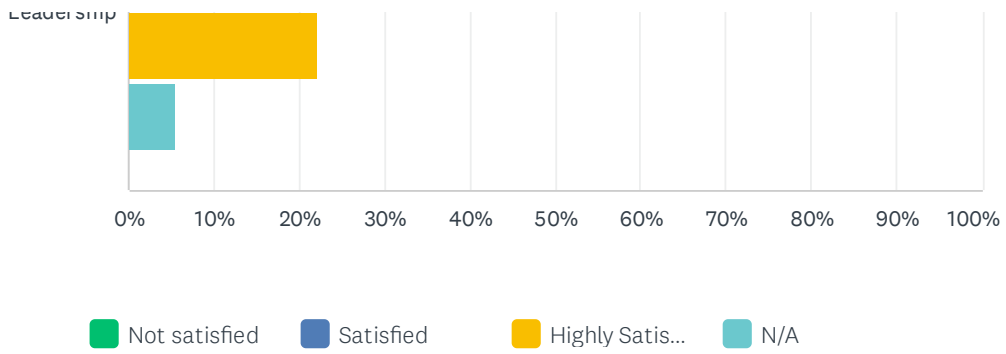


	NOT AT ALL SATISFIED	LESS THAN SATISFIED	SATISFIED	MORE THAN SATISFIED	EXTREMELY SATISFIED	TOTAL	WEIGHTED AVERAGE
Overall	0.00% 0	22.22% 4	50.00% 9	16.67% 3	11.11% 2	18	3.17
Math	5.56% 1	11.11% 2	33.33% 6	22.22% 4	27.78% 5	18	3.56
English	5.56% 1	22.22% 4	55.56% 10	11.11% 2	5.56% 1	18	2.89
History	0.00% 0	0.00% 0	55.56% 10	16.67% 3	27.78% 5	18	3.72
Science	0.00% 0	44.44% 8	44.44% 8	5.56% 1	5.56% 1	18	2.72

Q3 How satisfied are you with the opportunities to develop your whole child at Monument Academy?

Answered: 18 Skipped: 0

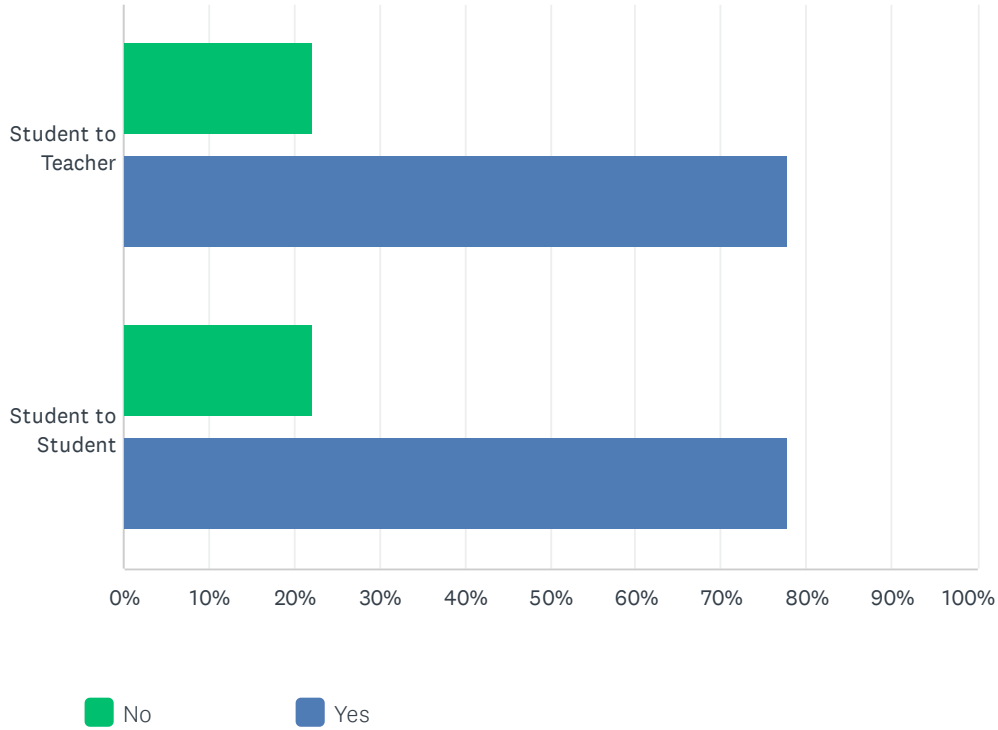




	NOT SATISFIED	SATISFIED	HIGHLY SATISFIED	N/A	TOTAL	WEIGHTED AVERAGE
Character development	11.11% 2	61.11% 11	27.78% 5	0.00% 0	18	2.17
Clubs/ Sports	33.33% 6	38.89% 7	11.11% 2	16.67% 3	18	1.73
Social/ Emotional Supports	16.67% 3	44.44% 8	22.22% 4	16.67% 3	18	2.07
Electives	27.78% 5	55.56% 10	16.67% 3	0.00% 0	18	1.89
Leadership	22.22% 4	50.00% 9	22.22% 4	5.56% 1	18	2.00

Q4 Do you feel that your student is connected to the Monument Academy community?

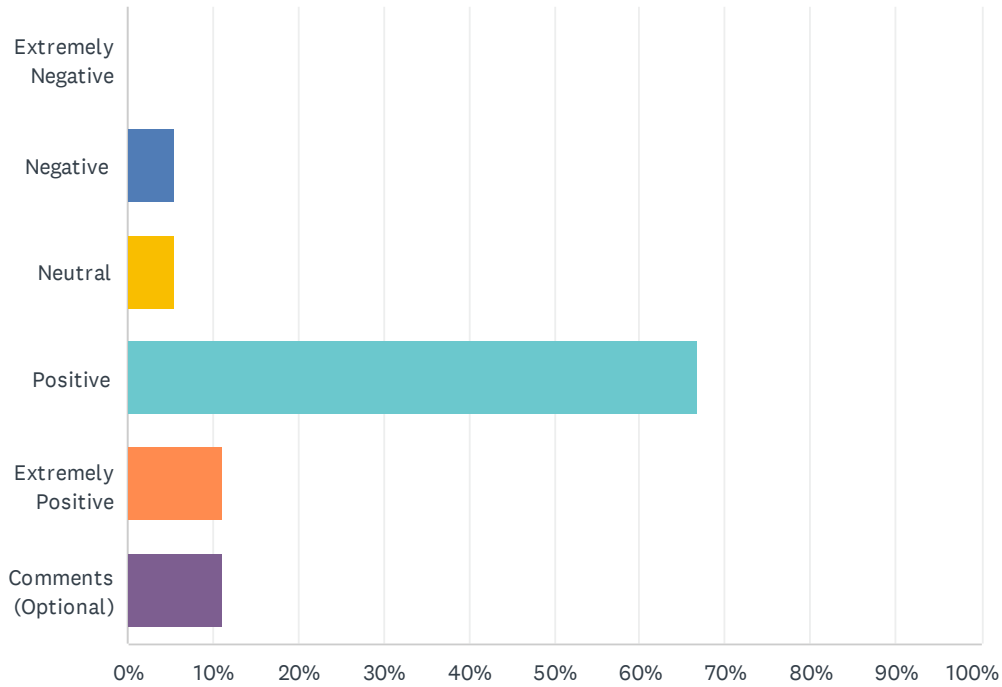
Answered: 18 Skipped: 0



	NO	YES	TOTAL	WEIGHTED AVERAGE
Student to Teacher	22.22% 4	77.78% 14	18	1.78
Student to Student	22.22% 4	77.78% 14	18	1.78

Q5 How does your child perceive the Monument Academy atmosphere? (safety, belonging, overall attitude toward school)

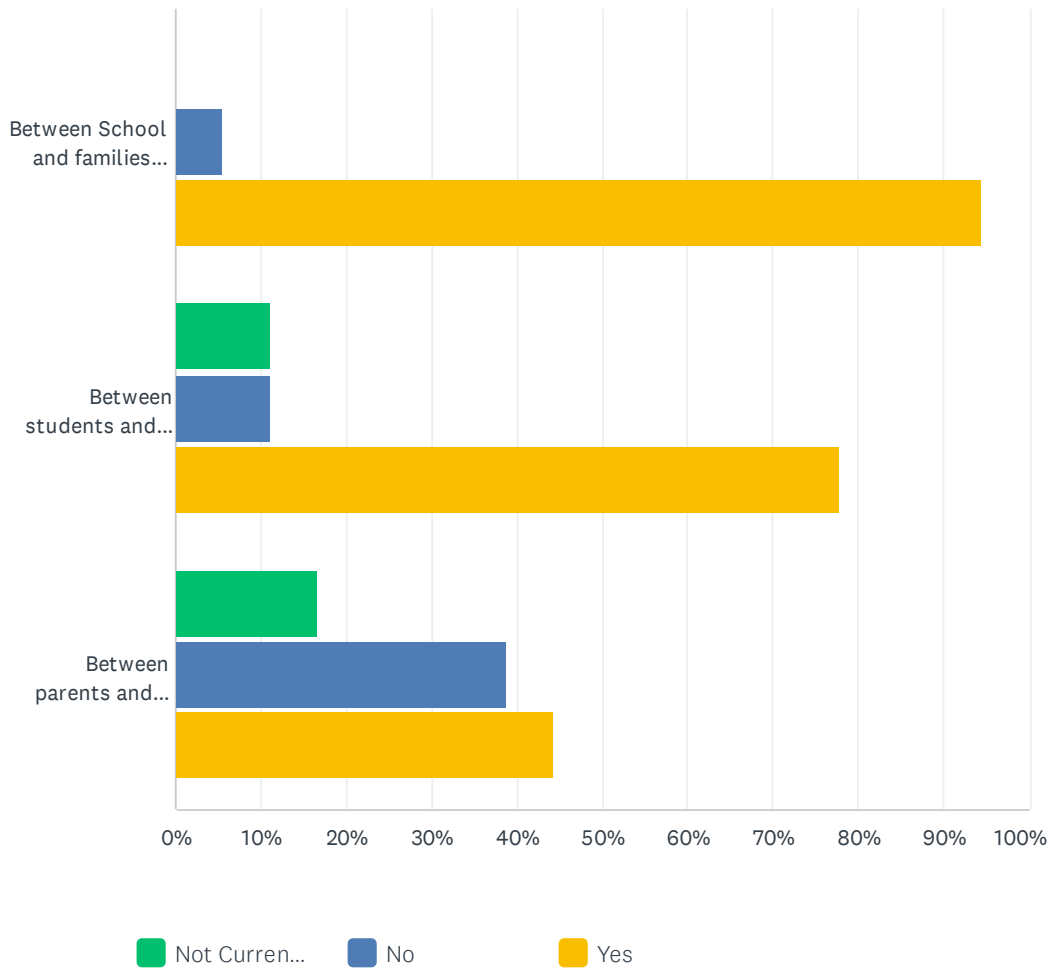
Answered: 18 Skipped: 0



ANSWER CHOICES	RESPONSES	
Extremely Negative	0.00%	0
Negative	5.56%	1
Neutral	5.56%	1
Positive	66.67%	12
Extremely Positive	11.11%	2
Comments (Optional)	11.11%	2
TOTAL		18

Q6 Does the school provide effective means of communication:

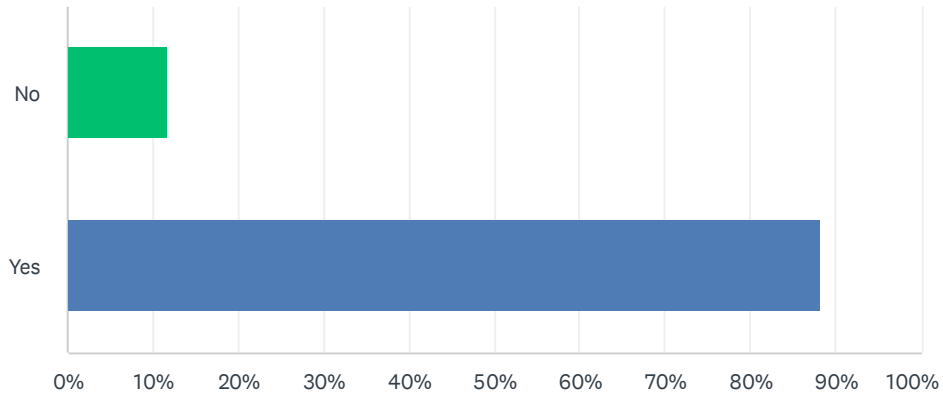
Answered: 18 Skipped: 0



	NOT CURRENTLY ACCESSING	NO	YES	TOTAL	WEIGHTED AVERAGE
Between School and families (Lynx News, MA website, emails, texts)	0.00% 0	5.56% 1	94.44% 17	18	1.94
Between students and teachers (in-class, canvas, email, study hall)	11.11% 2	11.11% 2	77.78% 14	18	1.67
Between parents and teachers (Syllabus, email availability)	16.67% 3	38.89% 7	44.44% 8	18	1.28

Q7 Does the school provide opportunities for your voice to be heard?

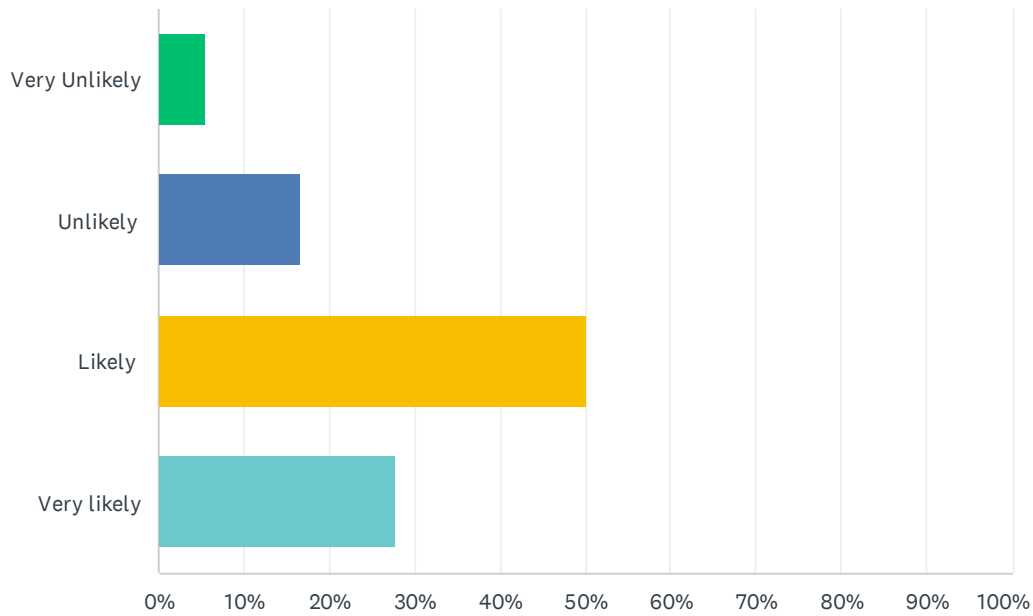
Answered: 17 Skipped: 1



ANSWER CHOICES	RESPONSES	
No	11.76%	2
Yes	88.24%	15
TOTAL		17

Q8 How likely are you to recommend our school to others?

Answered: 18 Skipped: 0



ANSWER CHOICES	RESPONSES
Very Unlikely	5.56% 1
Unlikely	16.67% 3
Likely	50.00% 9
Very likely	27.78% 5
TOTAL	18

Q9 In a few words, are there any other pressing comments or concerns that you would like to share with Monument Academy?

Answered: 14 Skipped: 4