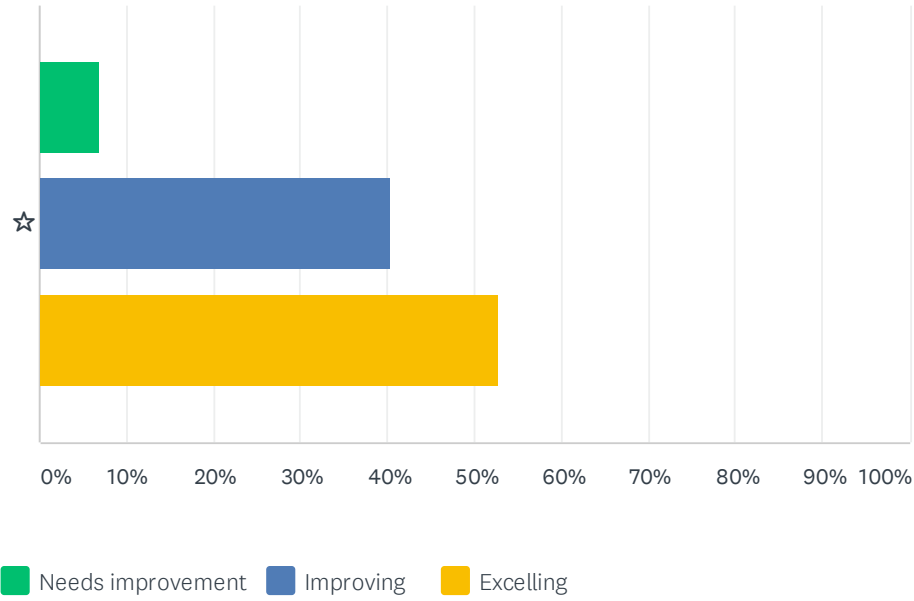


Q1 How do you think your child did academically this year?

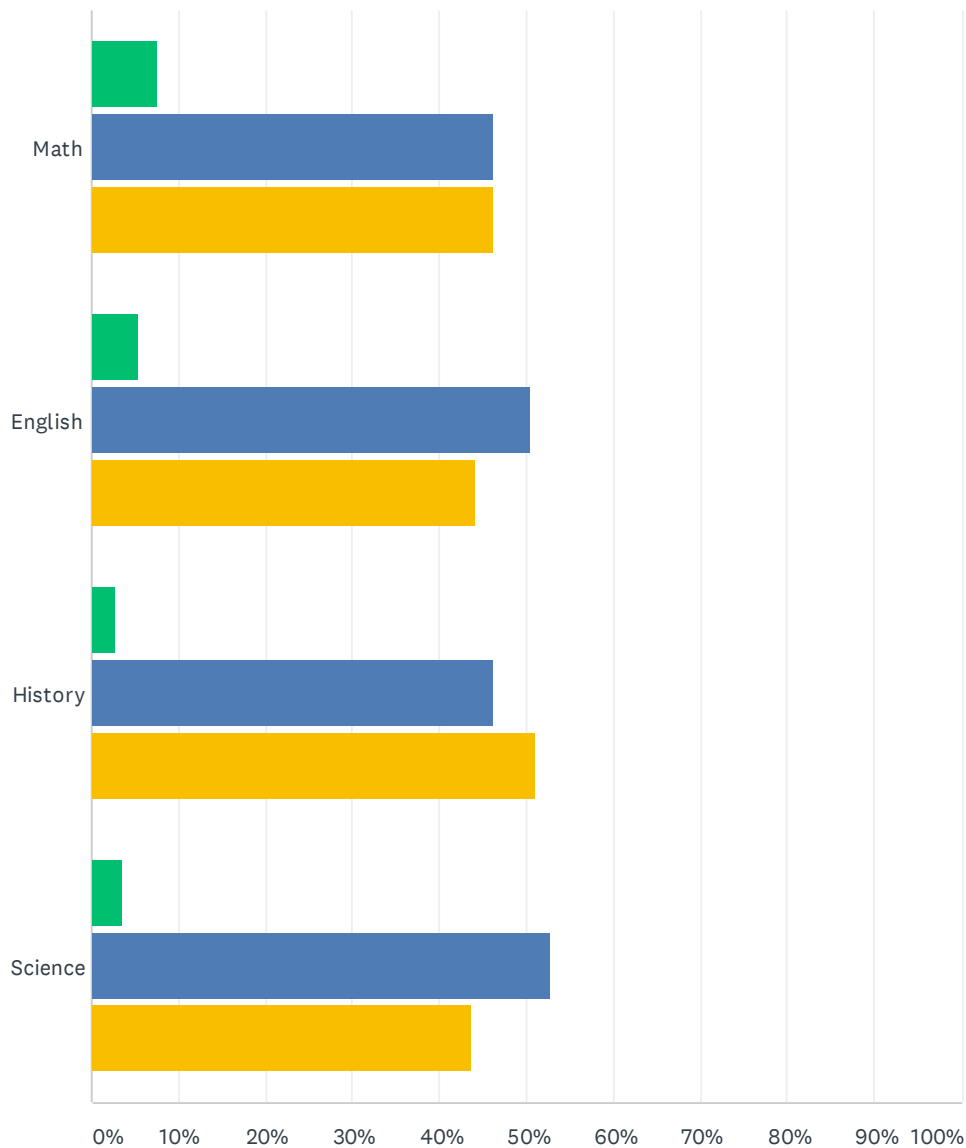
Answered: 146 Skipped: 0



	NEEDS IMPROVEMENT	IMPROVING	EXCELLING	TOTAL	WEIGHTED AVERAGE
☆	6.85% 10	40.41% 59	52.74% 77	146	2.46

Q2 Disregarding the current crisis eLearning environment, how satisfied are you with your child's academic progress this year?

Answered: 145 Skipped: 1

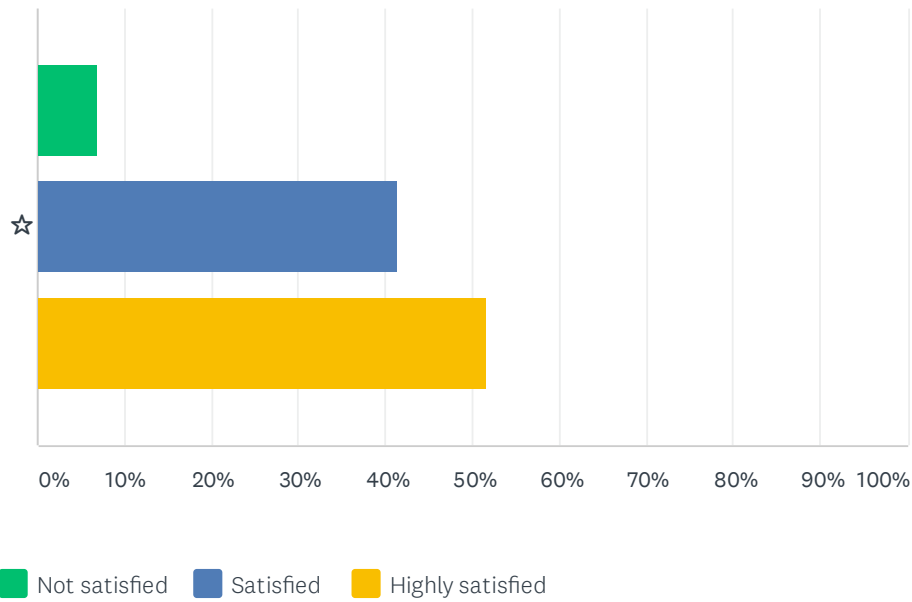


■ Not satisfied
 ■ Satisfied
 ■ Highly satisfied

	NOT SATISFIED	SATISFIED	HIGHLY SATISFIED	TOTAL	WEIGHTED AVERAGE
Math	7.59% 11	46.21% 67	46.21% 67	145	2.39
English	5.52% 8	50.34% 73	44.14% 64	145	2.39
History	2.76% 4	46.21% 67	51.03% 74	145	2.48
Science	3.52% 5	52.82% 75	43.66% 62	142	2.40

Q3 How satisfied are you with opportunities to develop your whole child at MA?

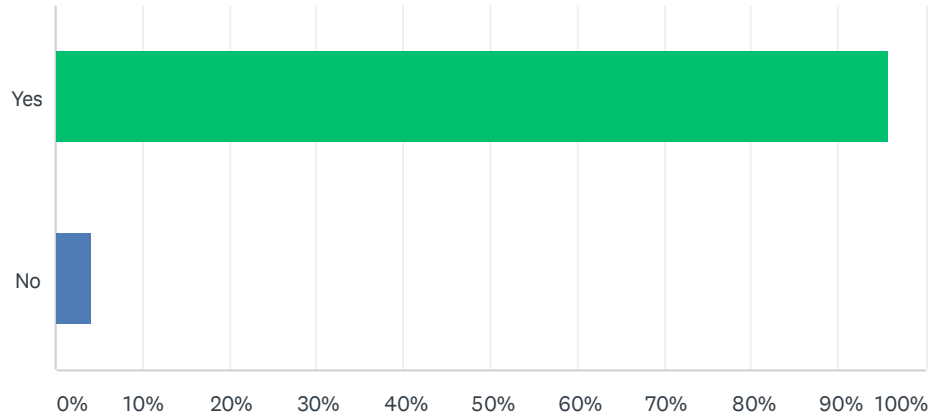
Answered: 145 Skipped: 1



	NOT SATISFIED	SATISFIED	HIGHLY SATISFIED	TOTAL	WEIGHTED AVERAGE
☆	6.90% 10	41.38% 60	51.72% 75	145	2.45

Q4 Does the school provide effective means of communication?

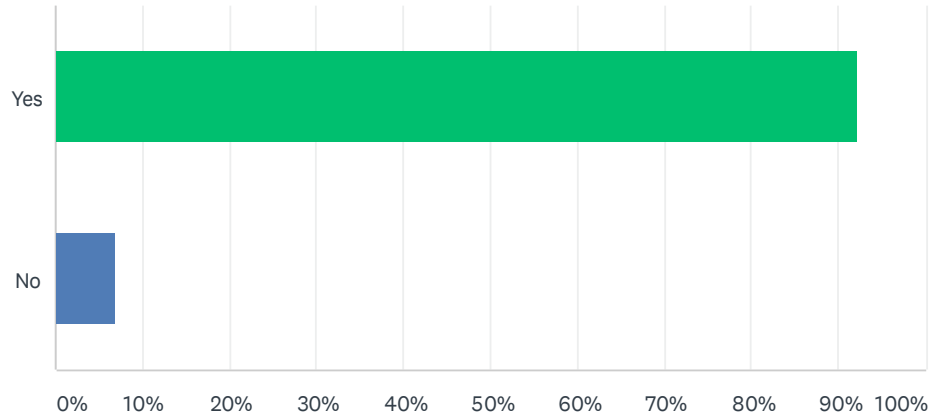
Answered: 145 Skipped: 1



ANSWER CHOICES	RESPONSES	
Yes	95.86%	139
No	4.14%	6
TOTAL		145

Q5 Does the school provide opportunities for your voice to be heard?

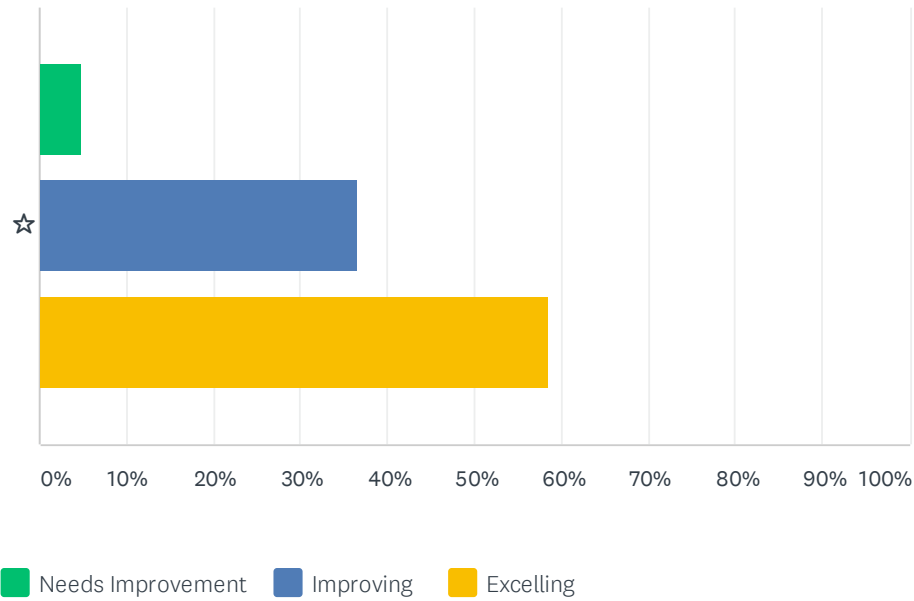
Answered: 143 Skipped: 3



ANSWER CHOICES	RESPONSES
Yes	92.31% 132
No	6.99% 10
TOTAL	143

Q6 Please rank Monument Academy's atmosphere.

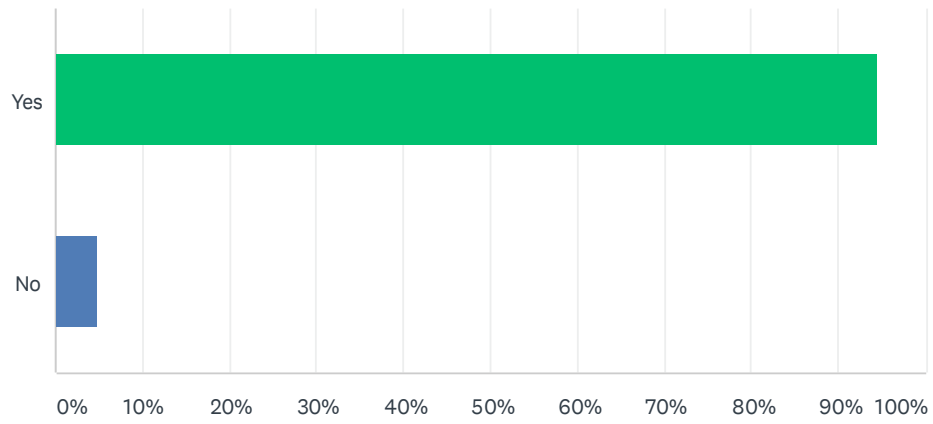
Answered: 145 Skipped: 1



	NEEDS IMPROVEMENT	IMPROVING	EXCELLING	TOTAL	WEIGHTED AVERAGE
☆	4.83% 7	36.55% 53	58.62% 85	145	2.54

Q7 Do you feel like your student is connected to the MA community? (i.e. student to student or student to staff)

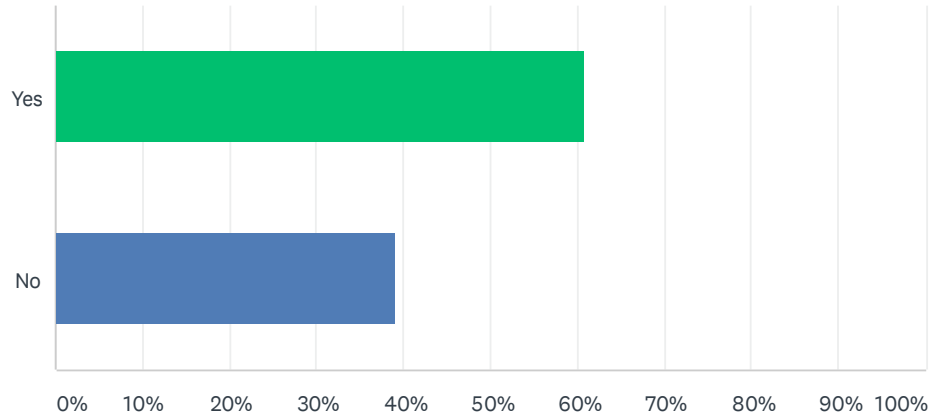
Answered: 145 Skipped: 1



ANSWER CHOICES	RESPONSES	
Yes	94.48%	137
No	4.83%	7
TOTAL		145

Q8 Are you currently involved at MA in any capacity?

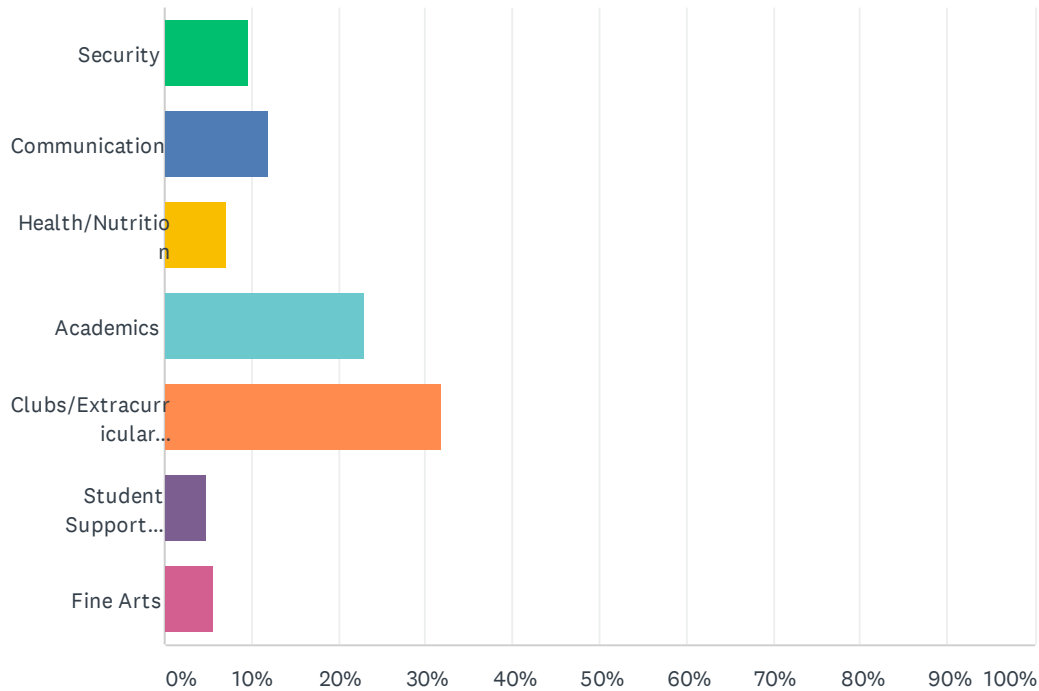
Answered: 146 Skipped: 0



ANSWER CHOICES		RESPONSES	
Yes		60.96%	89
No		39.04%	57
TOTAL			146

Q9 Which do you feel is the most pressing issue for MA to address?

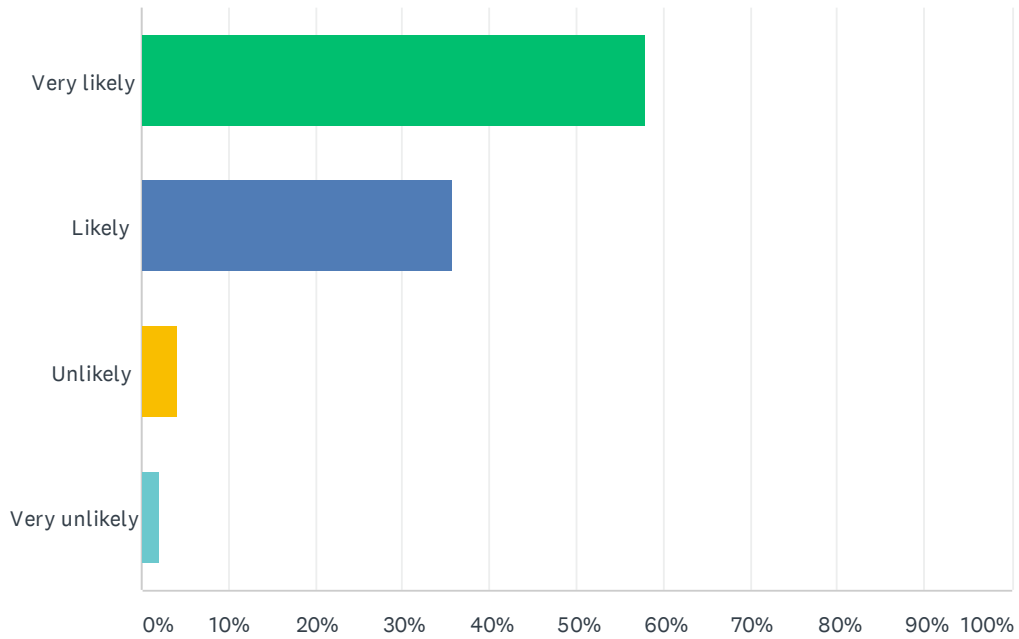
Answered: 126 Skipped: 20



ANSWER CHOICES	RESPONSES	
Security	9.52%	12
Communication	11.90%	15
Health/Nutrition	7.14%	9
Academics	23.02%	29
Clubs/Extracurricular Activities	31.75%	40
Student Support Services	4.76%	6
Fine Arts	5.56%	7
TOTAL		126

Q10 How likely are you to recommend our school to others?

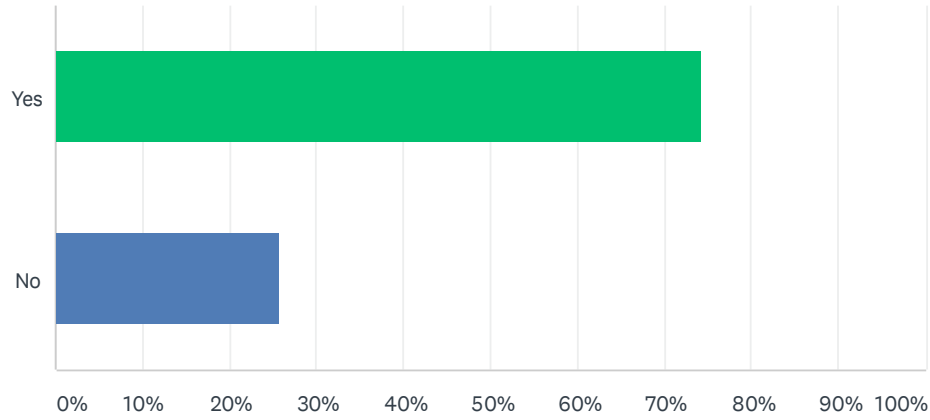
Answered: 145 Skipped: 1



ANSWER CHOICES	RESPONSES	
Very likely	57.93%	84
Likely	35.86%	52
Unlikely	4.14%	6
Very unlikely	2.07%	3
TOTAL		145

Q11 Did you complete the Mid-Year Survey?

Answered: 144 Skipped: 2



ANSWER CHOICES	RESPONSES	
Yes	74.31%	107
No	25.69%	37
TOTAL		144