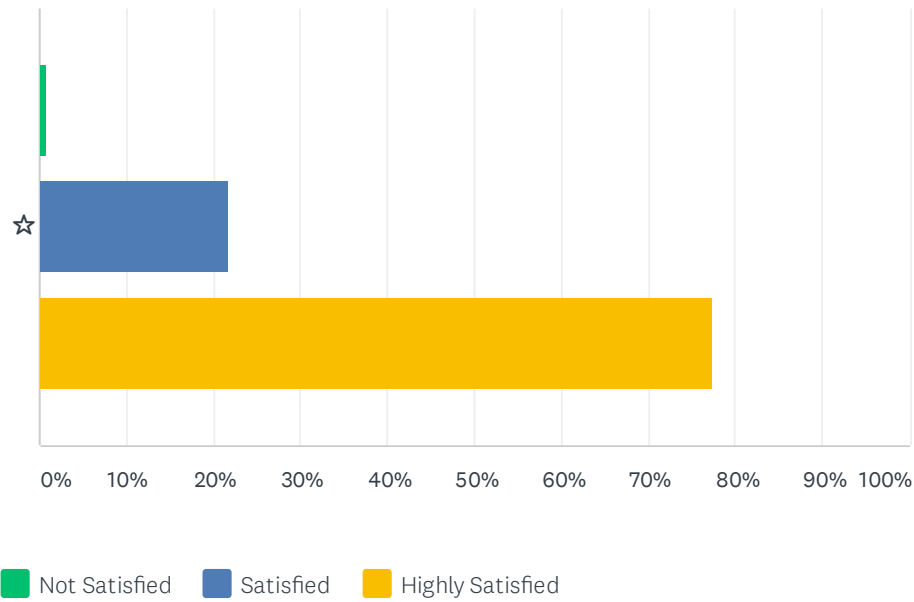


# Q1 How satisfied are you with Monument Academy's ability to meet the academic needs of your child this year?

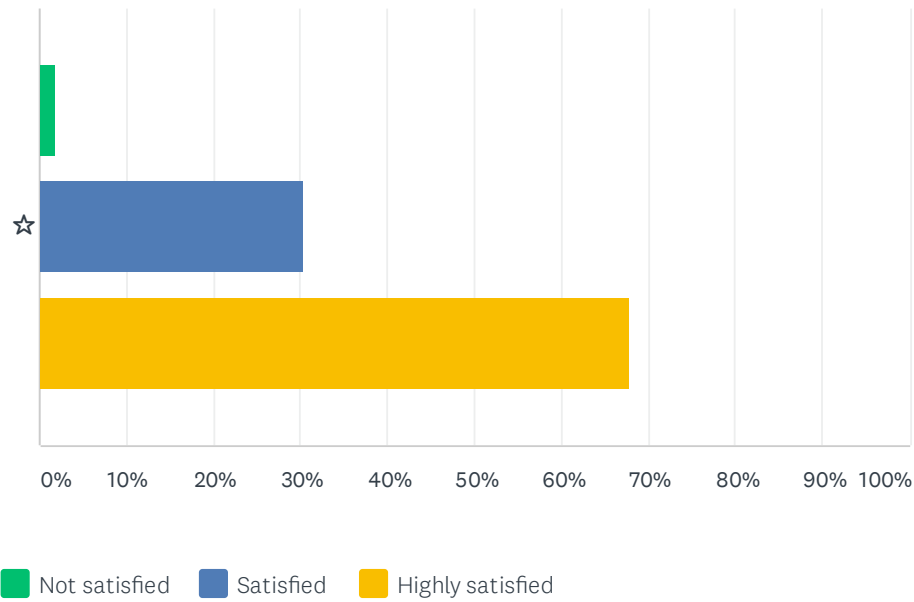
Answered: 217 Skipped: 0



	NOT SATISFIED	SATISFIED	HIGHLY SATISFIED	TOTAL	WEIGHTED AVERAGE
☆	0.92% 2	21.66% 47	77.42% 168	217	2.76

## Q2 How satisfied are you with the opportunities to develop your whole child at Monument Academy?

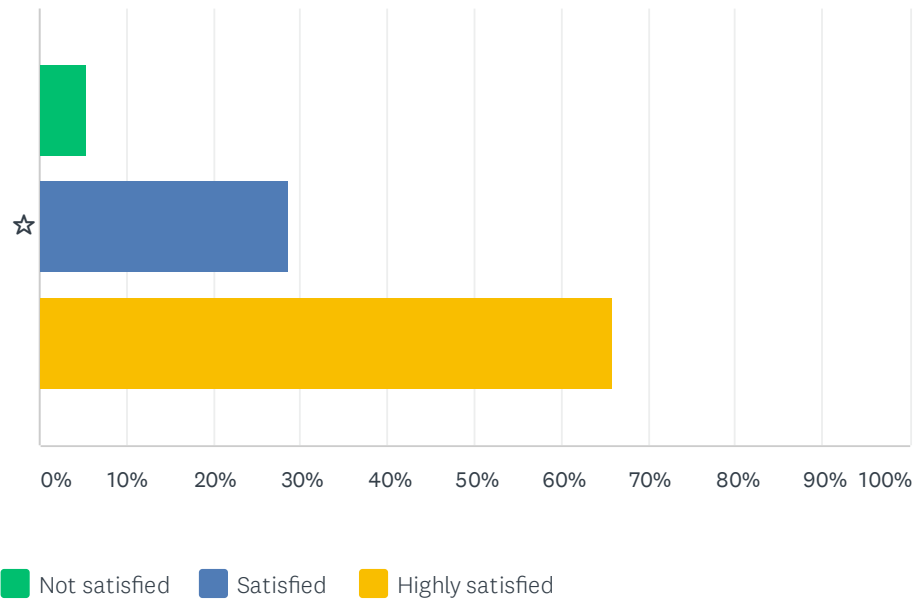
Answered: 217 Skipped: 0



	NOT SATISFIED	SATISFIED	HIGHLY SATISFIED	TOTAL	WEIGHTED AVERAGE
☆	1.84% 4	30.41% 66	67.74% 147	217	2.66

### Q3 How satisfied are you with Monument Academy's ability to meet the social and emotional needs of your child this year?

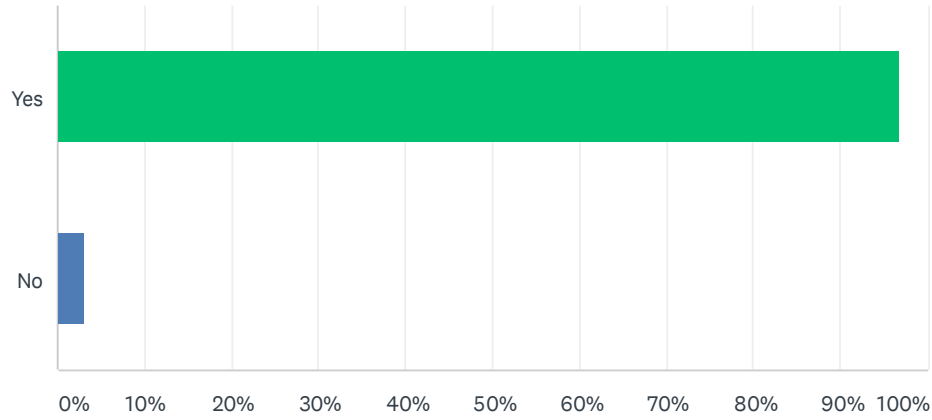
Answered: 217 Skipped: 0



	NOT SATISFIED	SATISFIED	HIGHLY SATISFIED	TOTAL	WEIGHTED AVERAGE
☆	5.53% 12	28.57% 62	65.90% 143	217	2.60

### Q4 Does the school provide effective means of communication?

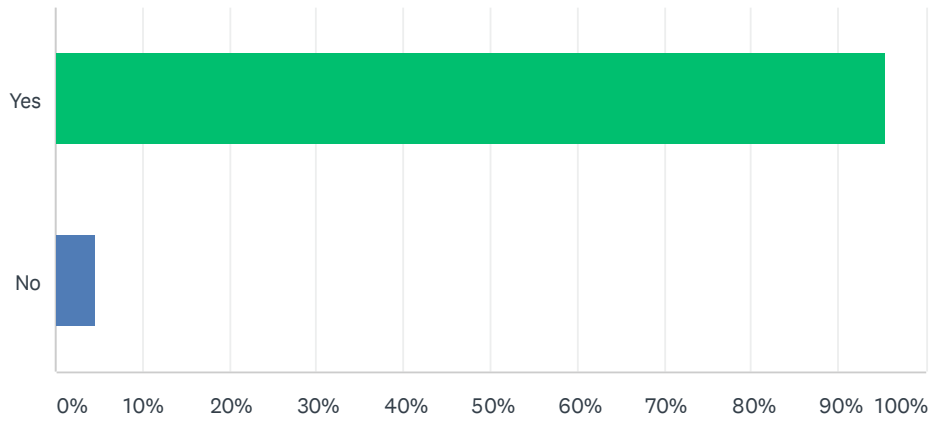
Answered: 217 Skipped: 0



ANSWER CHOICES	RESPONSES
Yes	96.77% 210
No	3.23% 7
TOTAL	217

### Q5 Does the school provide opportunities for your voice to be heard?

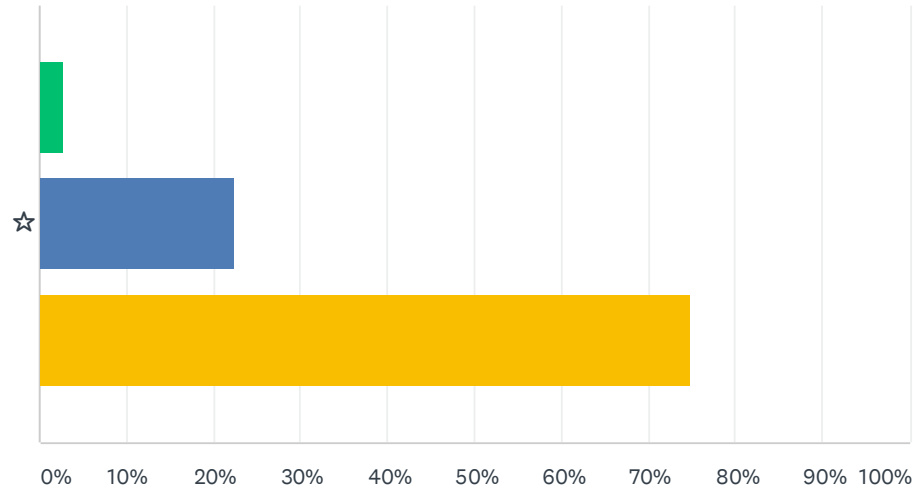
Answered: 214 Skipped: 3



ANSWER CHOICES	RESPONSES	
Yes	95.33%	204
No	4.67%	10
TOTAL		214

### Q6 Please rank Monument Academy's atmosphere.

Answered: 215 Skipped: 2

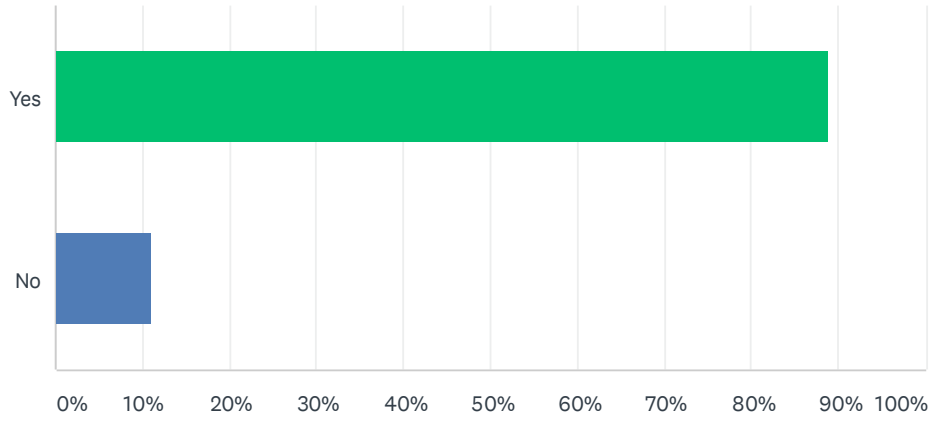


Needs Improvement Improving Excelling

	NEEDS IMPROVEMENT	IMPROVING	EXCELLING	TOTAL	WEIGHTED AVERAGE
☆	2.79% 6	22.33% 48	74.88% 161	215	2.72

## Q7 Do you feel that your student is connected to the Monument Academy community?

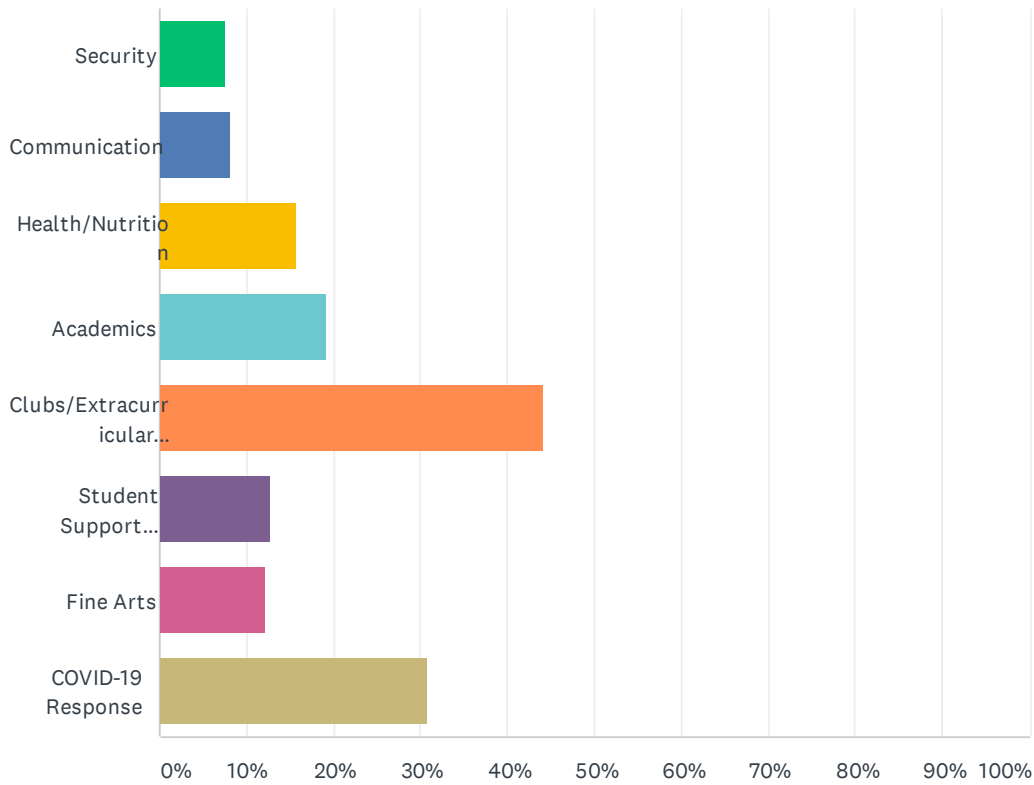
Answered: 217 Skipped: 0



ANSWER CHOICES	RESPONSES	
Yes	88.94%	193
No	11.06%	24
TOTAL		217

### Q8 Which do you feel is the most pressing issue(s) for Monument Academy to address? Check all that apply.

Answered: 172 Skipped: 45

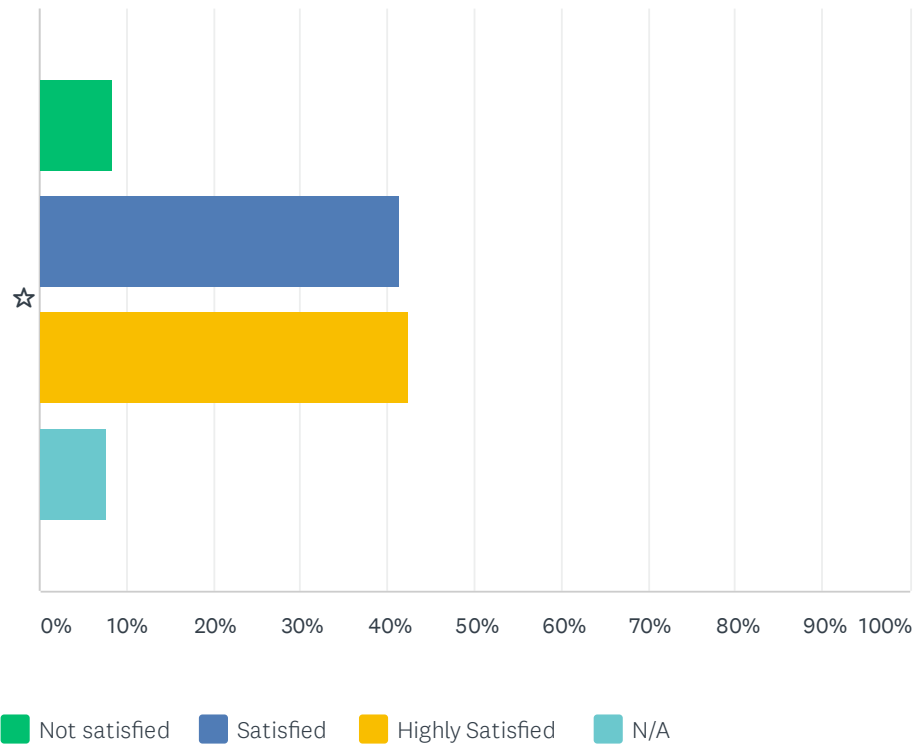


ANSWER CHOICES	RESPONSES	
Security	7.56%	13
Communication	8.14%	14
Health/Nutrition	15.70%	27
Academics	19.19%	33
Clubs/Extracurricular Activities	44.19%	76
Student Support Services	12.79%	22
Fine Arts	12.21%	21
COVID-19 Response	30.81%	53
Total Respondents: 172		



### Q9 How satisfied are you with your child's ability to navigate the technological component of their education this year?

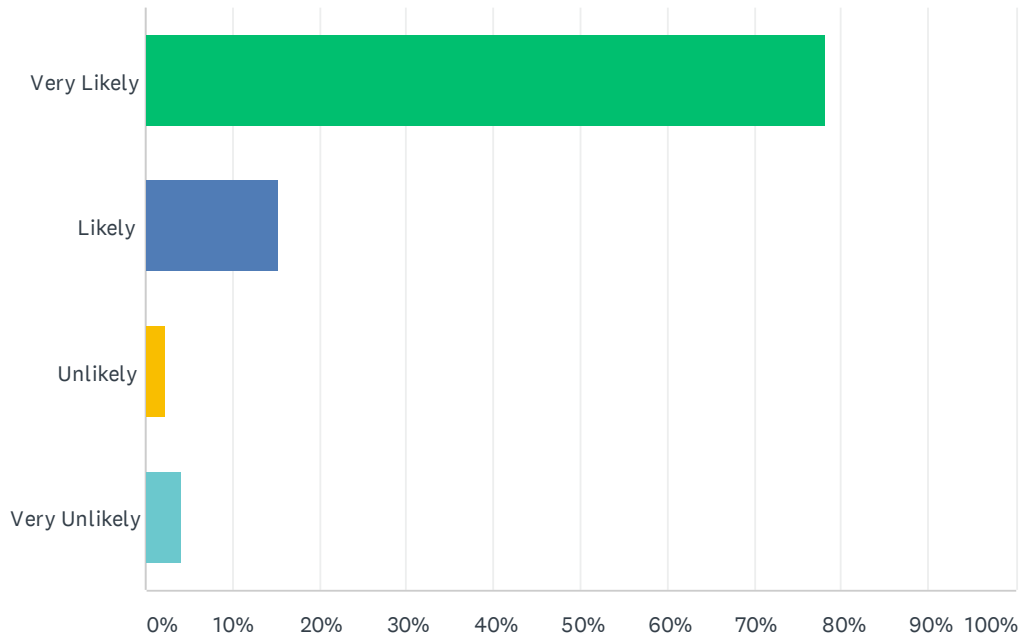
Answered: 217 Skipped: 0



	NOT SATISFIED	SATISFIED	HIGHLY SATISFIED	N/A	TOTAL	WEIGHTED AVERAGE
☆	8.29% 18	41.47% 90	42.40% 92	7.83% 17	217	2.37

### Q10 How likely are you to recommend our school to others?

Answered: 216 Skipped: 1



ANSWER CHOICES	RESPONSES	
Very Likely	78.24%	169
Likely	15.28%	33
Unlikely	2.31%	5
Very Unlikely	4.17%	9
<b>TOTAL</b>		<b>216</b>