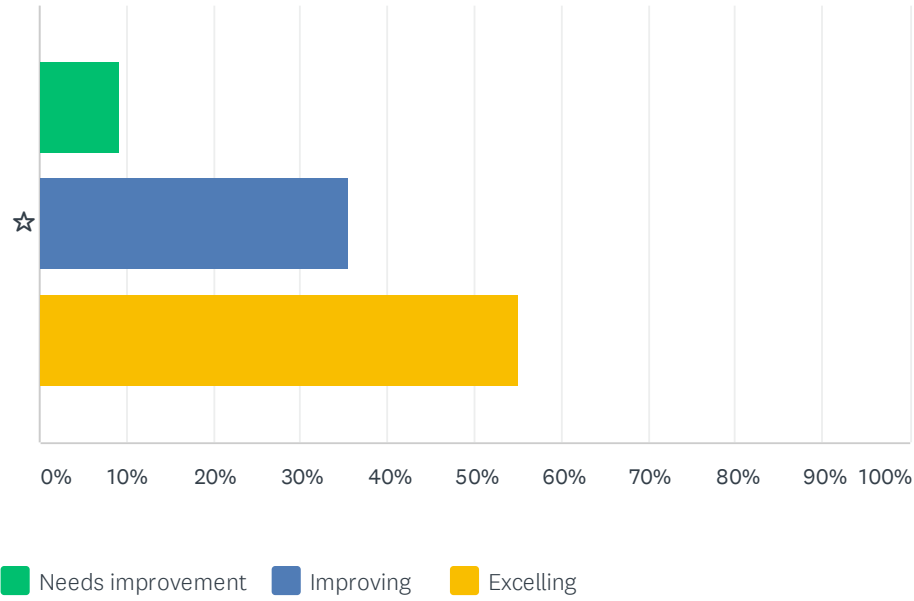


Q1 How do you think your child did academically this year?

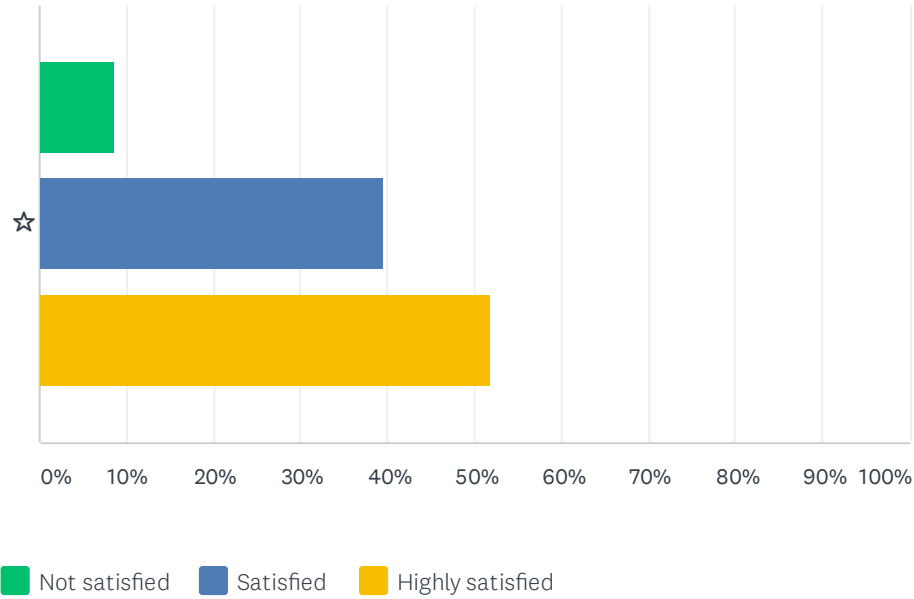
Answered: 129 Skipped: 1



	NEEDS IMPROVEMENT	IMPROVING	EXCELLING	TOTAL	WEIGHTED AVERAGE
☆	9.30% 12	35.66% 46	55.04% 71	129	2.46

Q2 How satisfied are you with your child's academic progress this year?

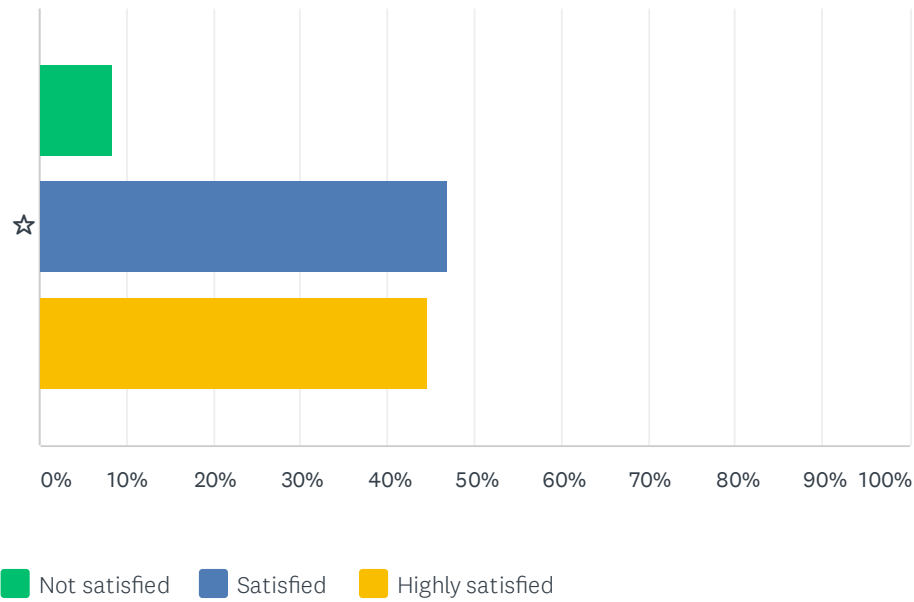
Answered: 129 Skipped: 1



	NOT SATISFIED	SATISFIED	HIGHLY SATISFIED	TOTAL	WEIGHTED AVERAGE
☆	8.53% 11	39.53% 51	51.94% 67	129	2.43

Q3 How satisfied are you with opportunities to develop your whole child at MA?

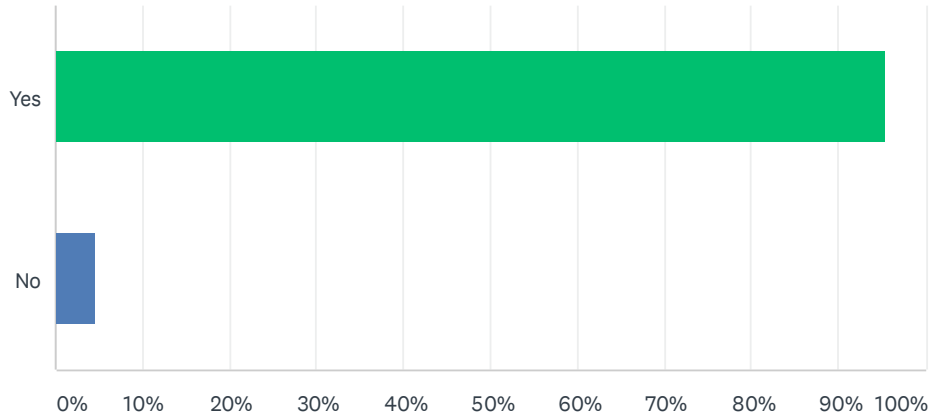
Answered: 130 Skipped: 0



	NOT SATISFIED	SATISFIED	HIGHLY SATISFIED	TOTAL	WEIGHTED AVERAGE
☆	8.46% 11	46.92% 61	44.62% 58	130	2.36

Q4 Does the school provide effective means of communication?

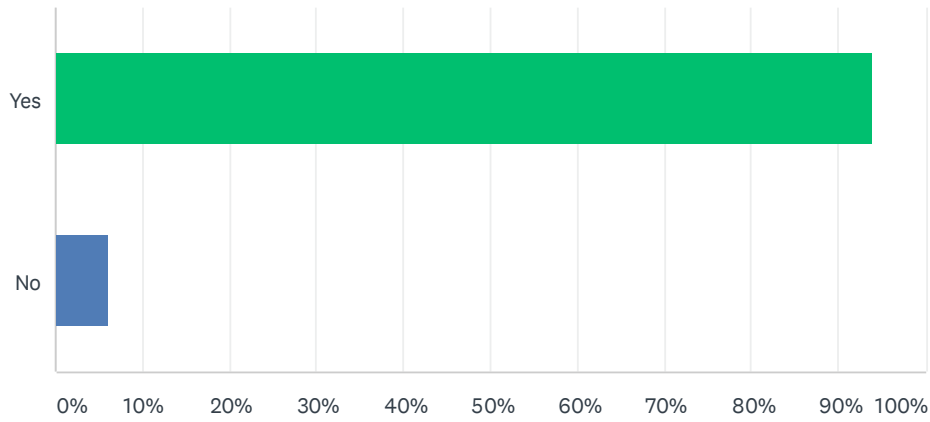
Answered: 130 Skipped: 0



ANSWER CHOICES	RESPONSES	
Yes	95.38%	124
No	4.62%	6
TOTAL		130

Q5 Does the school provide opportunities for your voice to be heard?

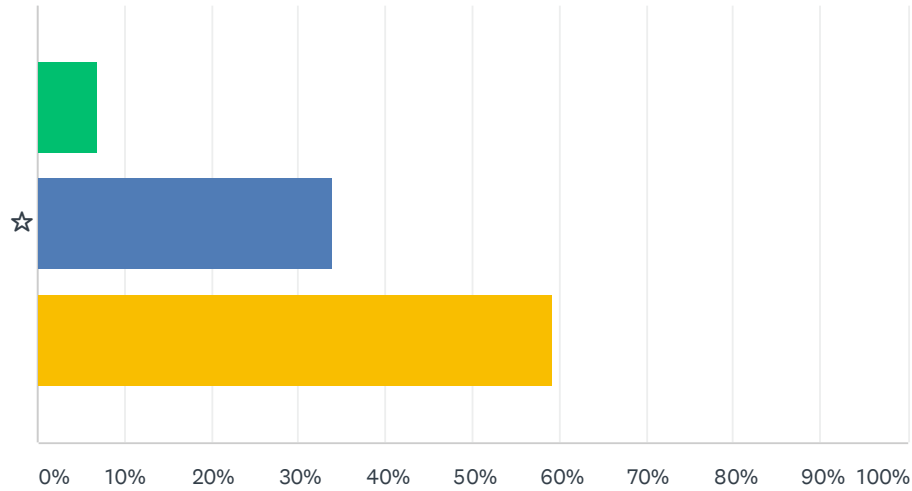
Answered: 130 Skipped: 0



ANSWER CHOICES	RESPONSES	
Yes	93.85%	122
No	6.15%	8
TOTAL		130

Q6 How would your child rank Monument Academy's atmosphere?

Answered: 130 Skipped: 0

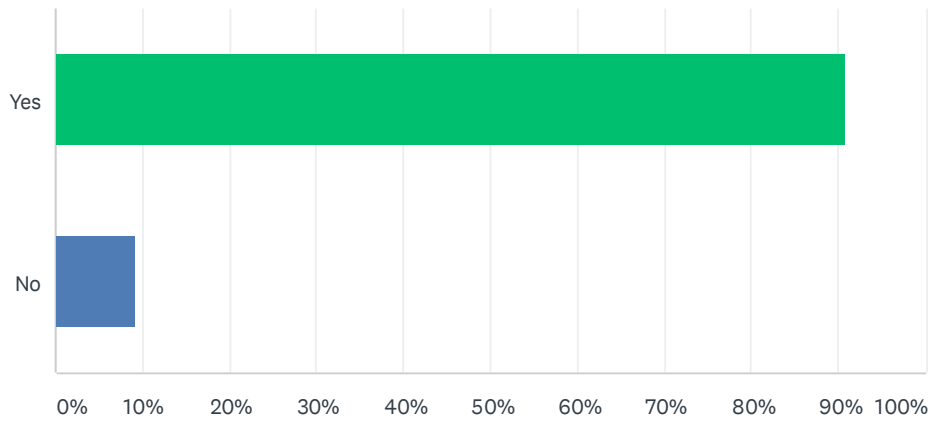


Needs Improvement Improving Excelling

	NEEDS IMPROVEMENT	IMPROVING	EXCELLING	TOTAL	WEIGHTED AVERAGE
☆	6.92% 9	33.85% 44	59.23% 77	130	2.52

Q7 Do you feel like your student is connected to the MA community? (i.e. student to student or student to staff)

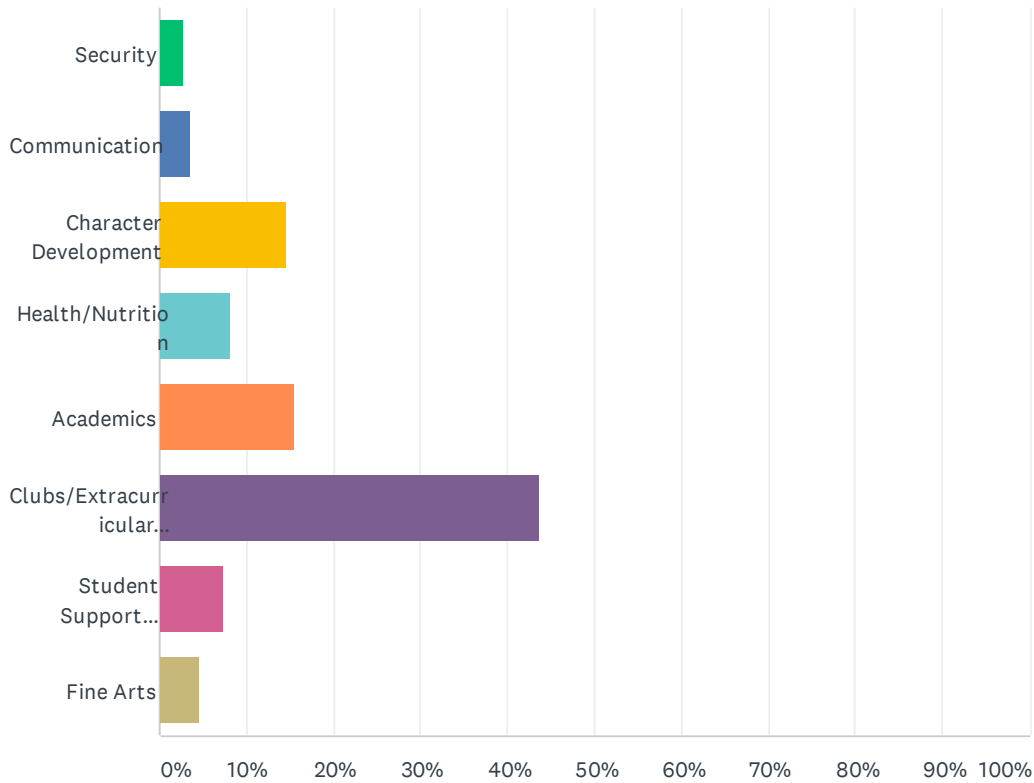
Answered: 130 Skipped: 0



ANSWER CHOICES	RESPONSES	
Yes	90.77%	118
No	9.23%	12
TOTAL		130

Q8 Which do you feel is the most pressing issue for MA to address?

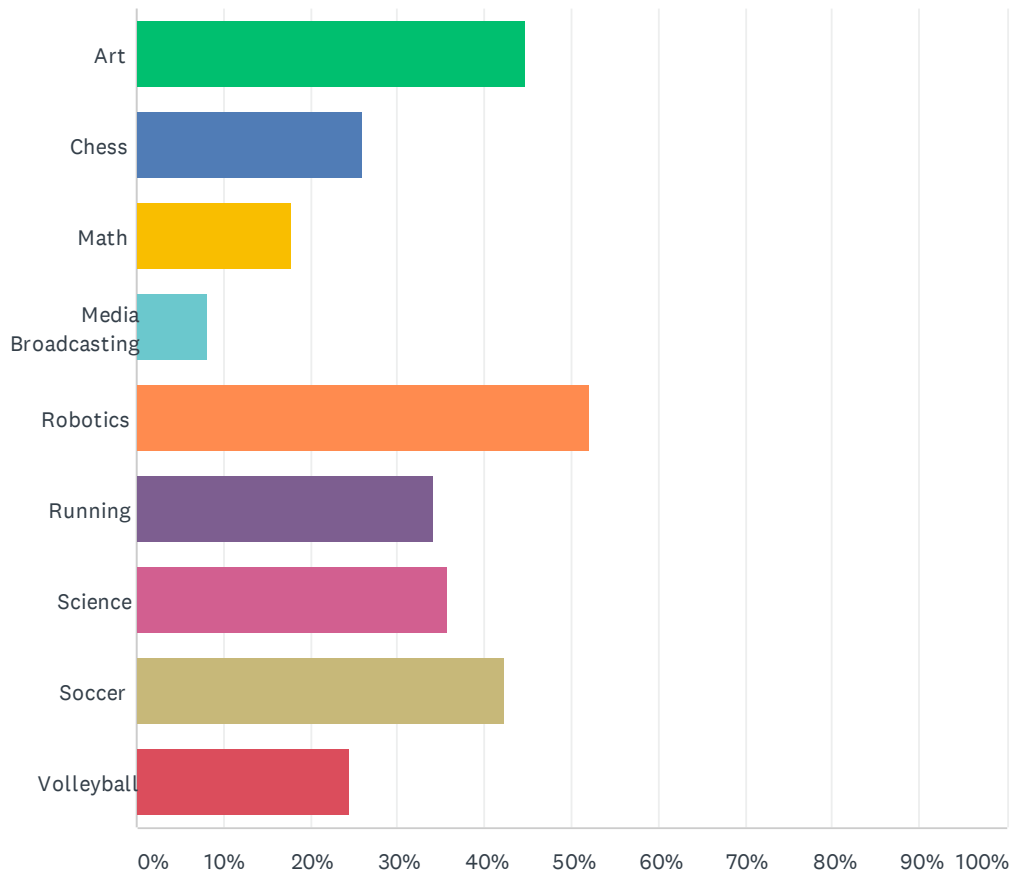
Answered: 110 Skipped: 20



ANSWER CHOICES	RESPONSES
Security	2.73% 3
Communication	3.64% 4
Character Development	14.55% 16
Health/Nutrition	8.18% 9
Academics	15.45% 17
Clubs/Extracurricular Activities	43.64% 48
Student Support Services	7.27% 8
Fine Arts	4.55% 5
TOTAL	110

Q9 Which of the 3 following extracurricular activities would you like to see MA offer?

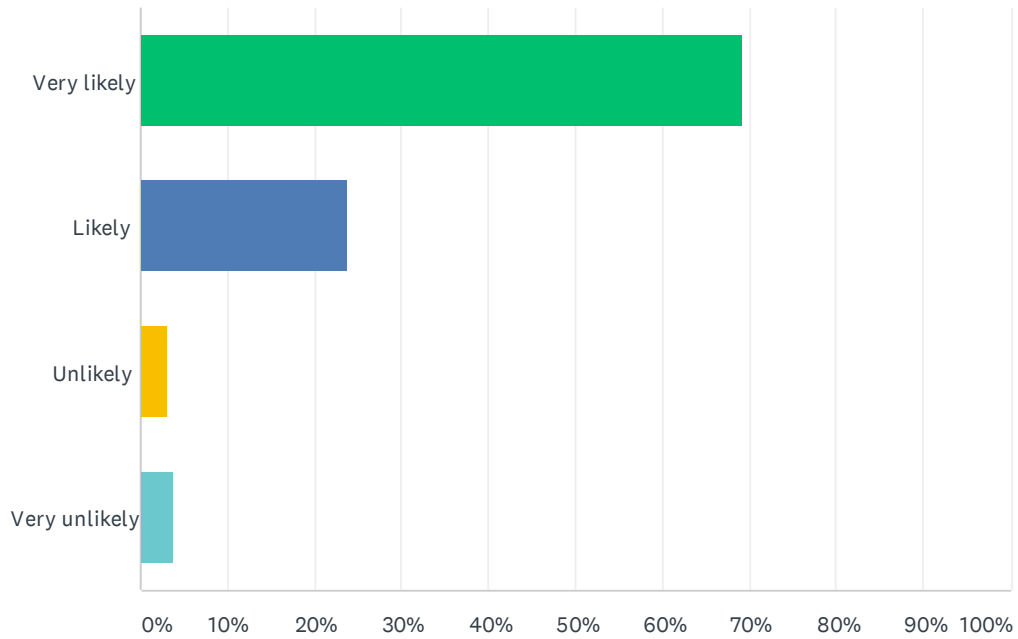
Answered: 123 Skipped: 7



ANSWER CHOICES	RESPONSES	
Art	44.72%	55
Chess	26.02%	32
Math	17.89%	22
Media Broadcasting	8.13%	10
Robotics	52.03%	64
Running	34.15%	42
Science	35.77%	44
Soccer	42.28%	52
Volleyball	24.39%	30
Total Respondents: 123		

Q10 How likely are you to recommend our school to others?

Answered: 130 Skipped: 0



ANSWER CHOICES	RESPONSES	
Very likely	69.23%	90
Likely	23.85%	31
Unlikely	3.08%	4
Very unlikely	3.85%	5
TOTAL		130