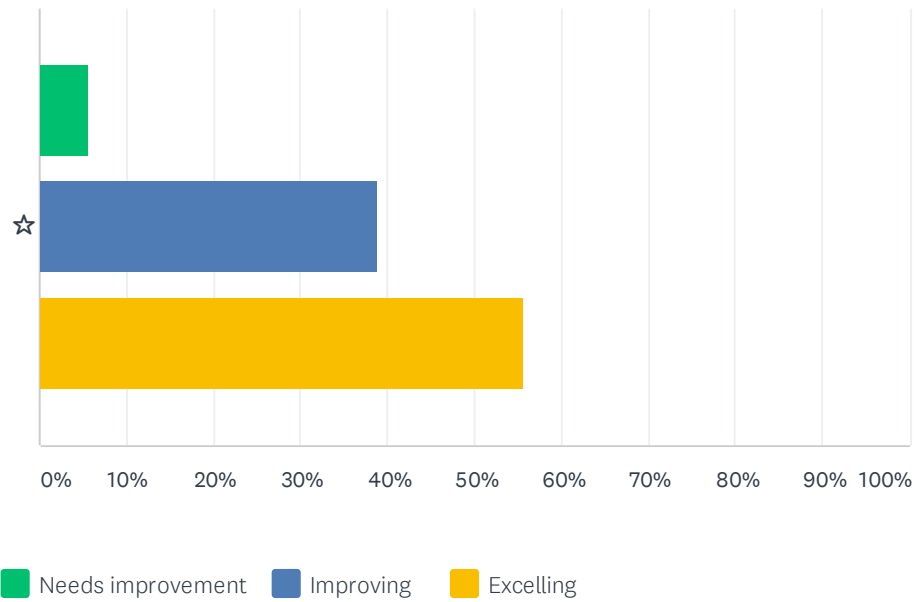


Q1 How do you view your child is doing academically this year based on grades , teacher communication, and student testimony?

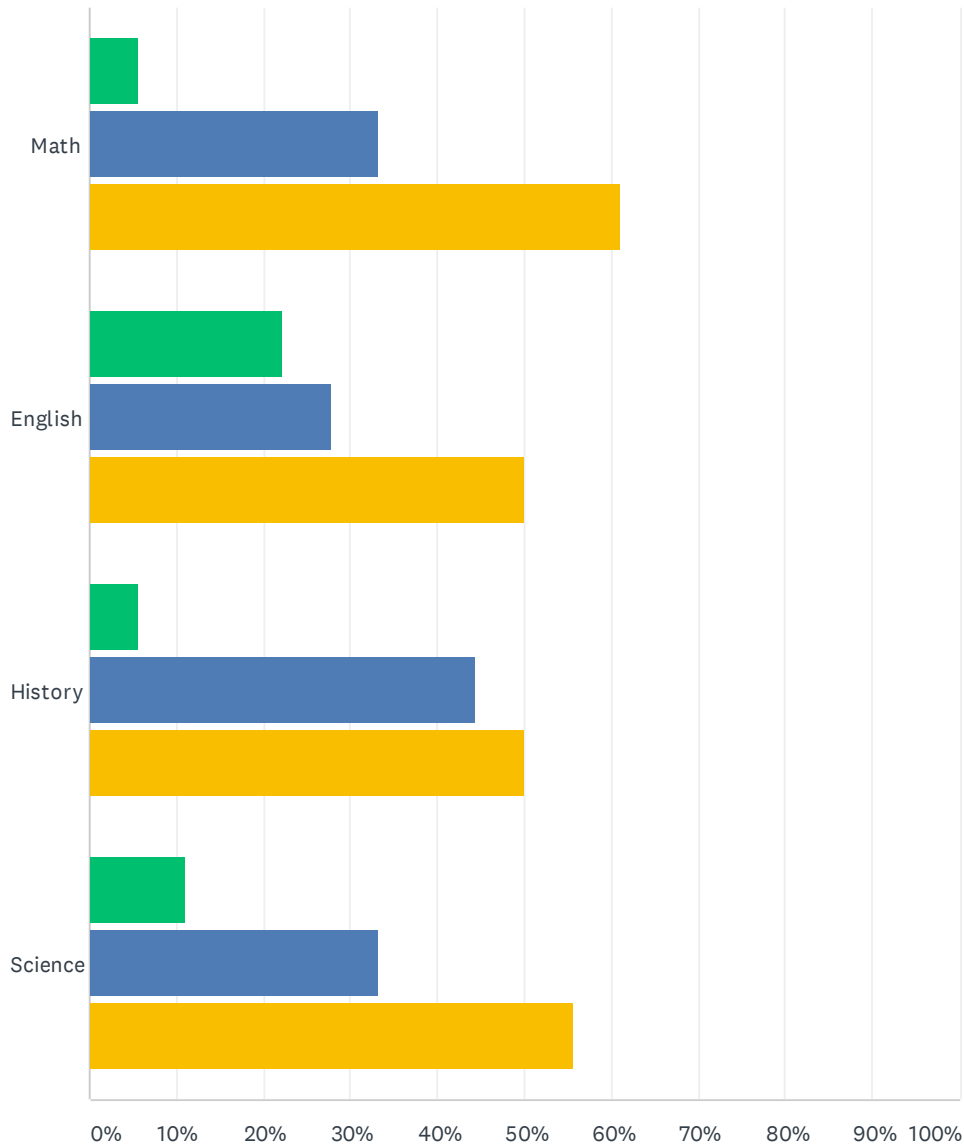
Answered: 18 Skipped: 0



	NEEDS IMPROVEMENT	IMPROVING	EXCELLING	TOTAL	WEIGHTED AVERAGE
☆	5.56% 1	38.89% 7	55.56% 10	18	2.50

Q2 How satisfied are you with your child's academic progress this year?

Answered: 18 Skipped: 0

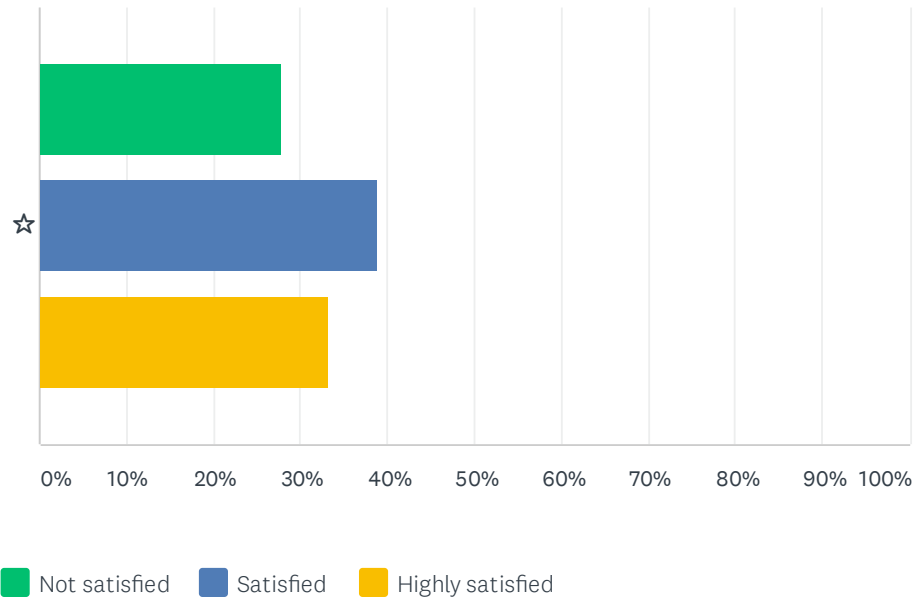


■ Not satisfied
 ■ Satisfied
 ■ Highly satisfied

	NOT SATISFIED	SATISFIED	HIGHLY SATISFIED	TOTAL	WEIGHTED AVERAGE
Math	5.56% 1	33.33% 6	61.11% 11	18	2.56
English	22.22% 4	27.78% 5	50.00% 9	18	2.28
History	5.56% 1	44.44% 8	50.00% 9	18	2.44
Science	11.11% 2	33.33% 6	55.56% 10	18	2.44

Q3 How satisfied are you with opportunities to develop your whole child at MA y (ie: character keys, extra-curriculars, social-emotional supports, electives, leadership opportunities)?

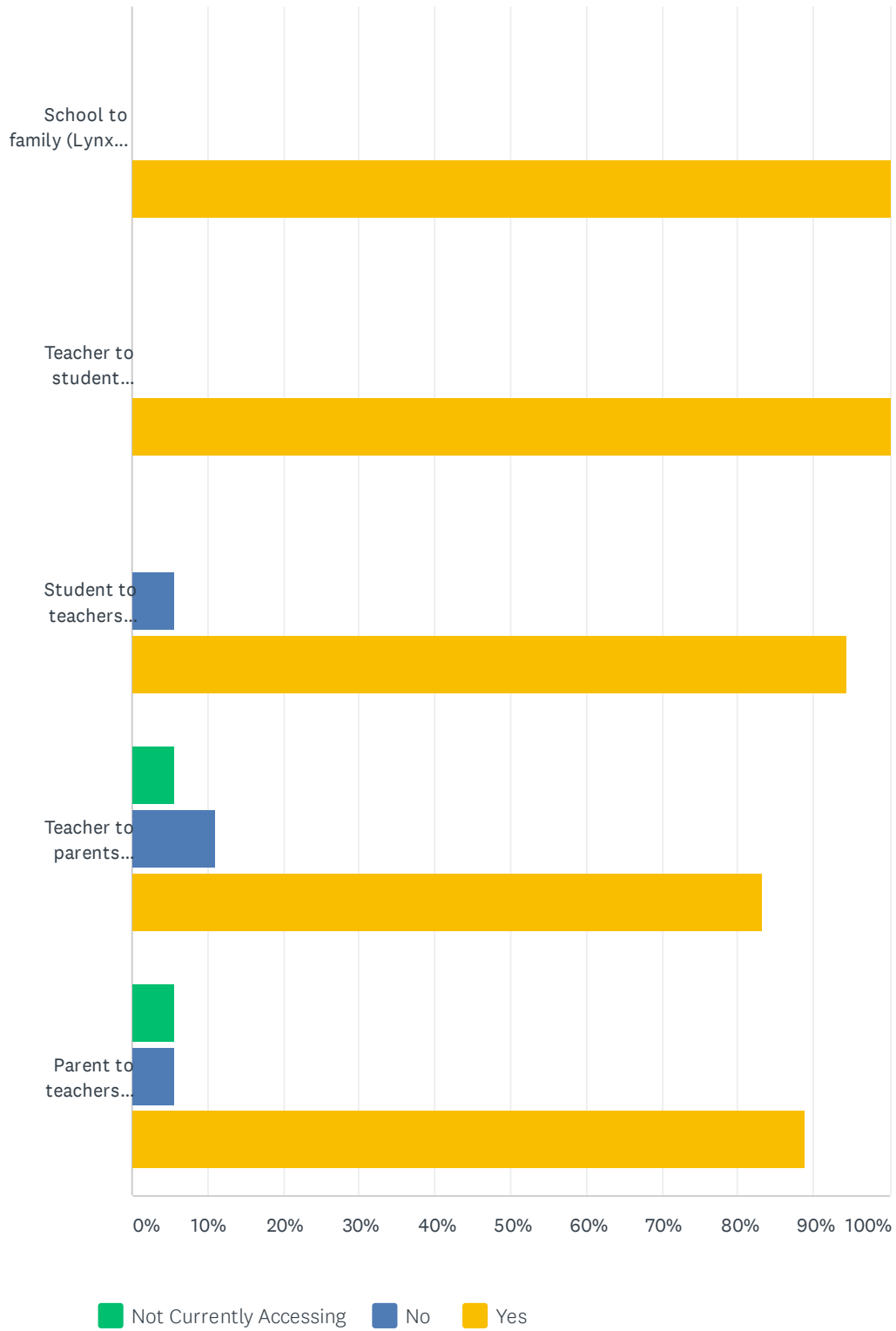
Answered: 18 Skipped: 0



	NOT SATISFIED	SATISFIED	HIGHLY SATISFIED	TOTAL	WEIGHTED AVERAGE
☆	27.78% 5	38.89% 7	33.33% 6	18	2.06

Q4 Does the school provide effective means of communication:

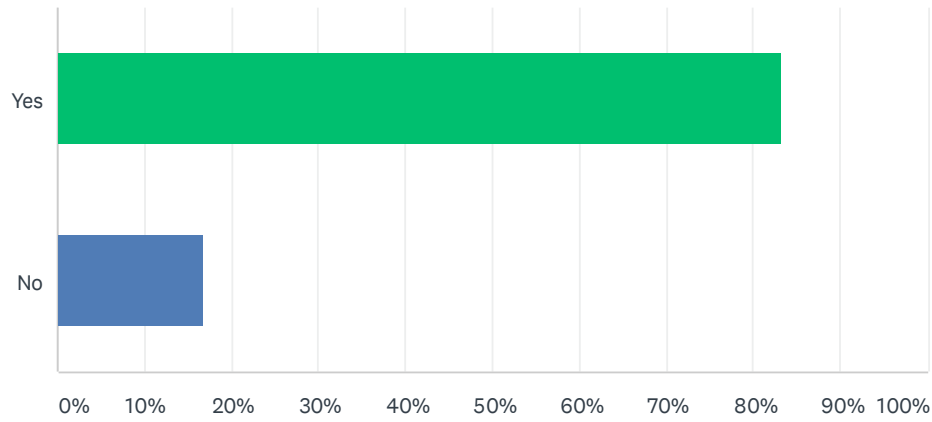
Answered: 18 Skipped: 0



	NOT CURRENTLY ACCESSING	NO	YES	TOTAL	WEIGHTED AVERAGE
School to family (Lynx News, MA website, Emails, Texts)	0.00% 0	0.00% 0	100.00% 18	18	2.00
Teacher to student (In-person/online class or meetings, Canvas, Infinite Campus)	0.00% 0	0.00% 0	100.00% 18	18	2.00
Student to teachers (In-person/online class or meetings, Canvas, Office hours)	0.00% 0	5.56% 1	94.44% 17	18	1.94
Teacher to parents (In-person/Zoom/phone, Email, Infinite Campus)	5.56% 1	11.11% 2	83.33% 15	18	1.78
Parent to teachers (In-person/Zoom/phone, Email)	5.56% 1	5.56% 1	88.89% 16	18	1.83

Q5 Does the school provide opportunities for your voice to be heard?

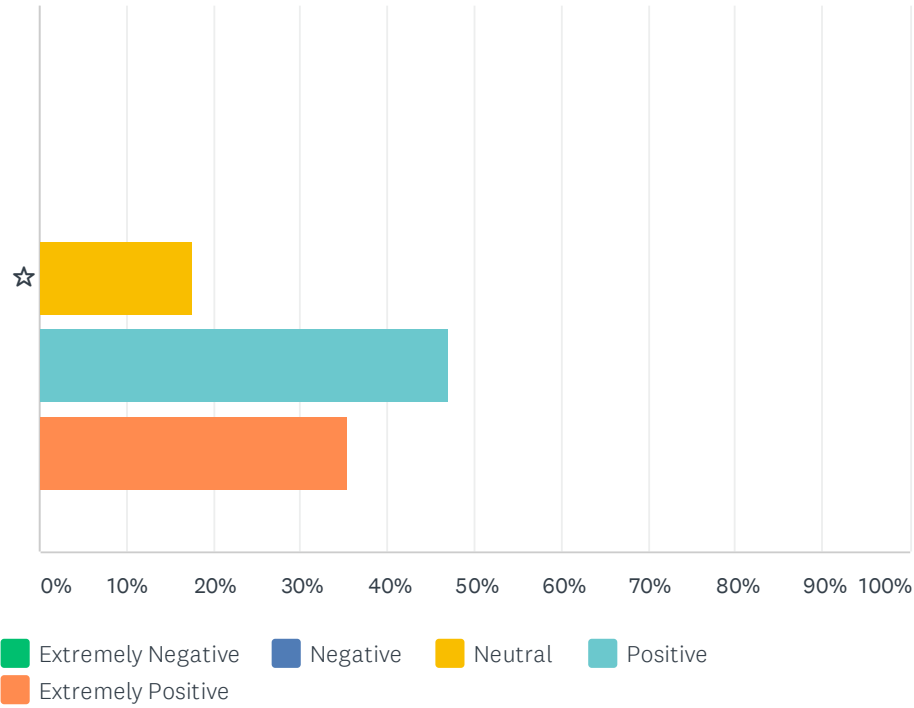
Answered: 18 Skipped: 0



ANSWER CHOICES	RESPONSES
Yes	83.33% 15
No	16.67% 3
TOTAL	18

Q6 Please rank Monument Academy's atmosphere.

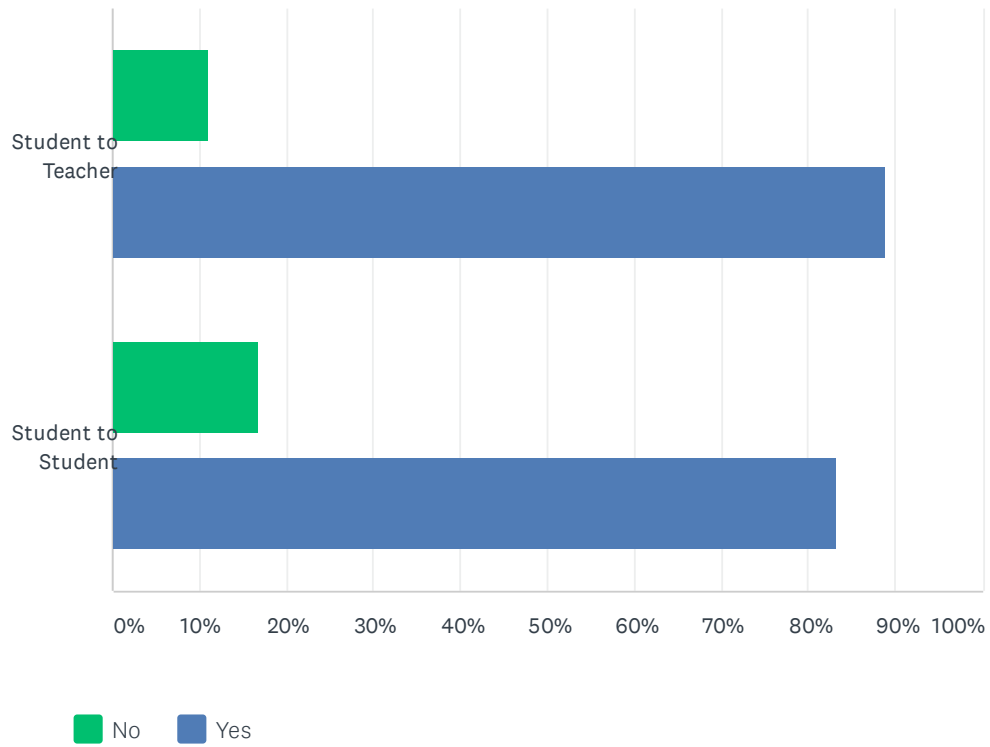
Answered: 17 Skipped: 1



	EXTREMELY NEGATIVE	NEGATIVE	NEUTRAL	POSITIVE	EXTREMELY POSITIVE	TOTAL	WEIGHTED AVERAGE
☆	0.00% 0	0.00% 0	17.65% 3	47.06% 8	35.29% 6	17	3.82

Q7 Do you feel that your student is connected to the Monument Academy community?

Answered: 18 Skipped: 0



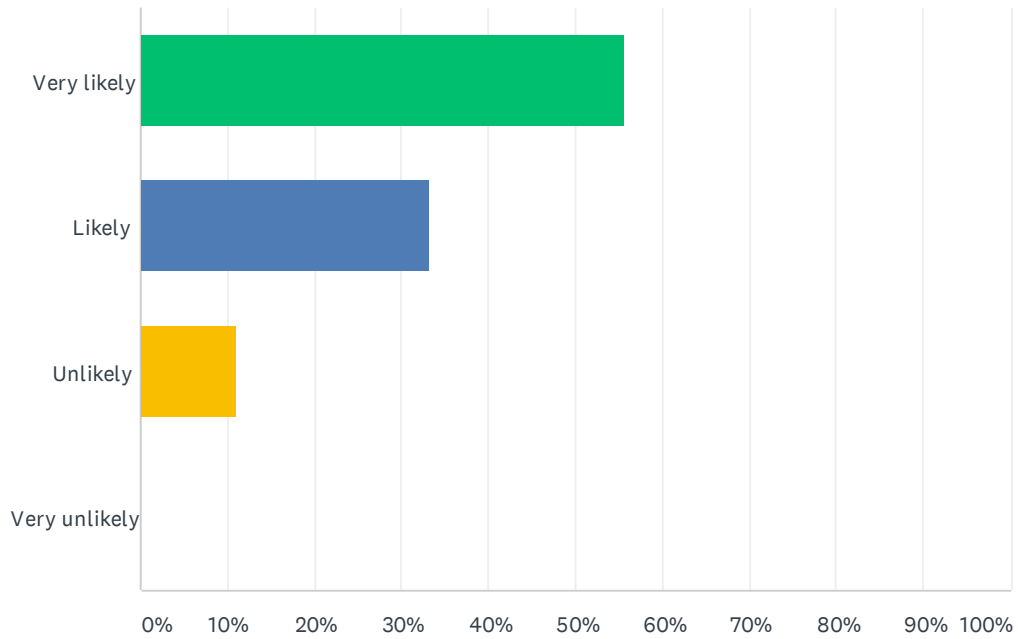
	NO	YES	TOTAL	WEIGHTED AVERAGE
Student to Teacher	11.11% 2	88.89% 16	18	1.89
Student to Student	16.67% 3	83.33% 15	18	1.83

Q8 In a few words to 2 sentences, what do you feel is the most pressing issue for Monument Academy to address?

Answered: 11 Skipped: 7

Q9 How likely are you to recommend our school to others?

Answered: 18 Skipped: 0



ANSWER CHOICES	RESPONSES	
Very likely	55.56%	10
Likely	33.33%	6
Unlikely	11.11%	2
Very unlikely	0.00%	0
TOTAL		18