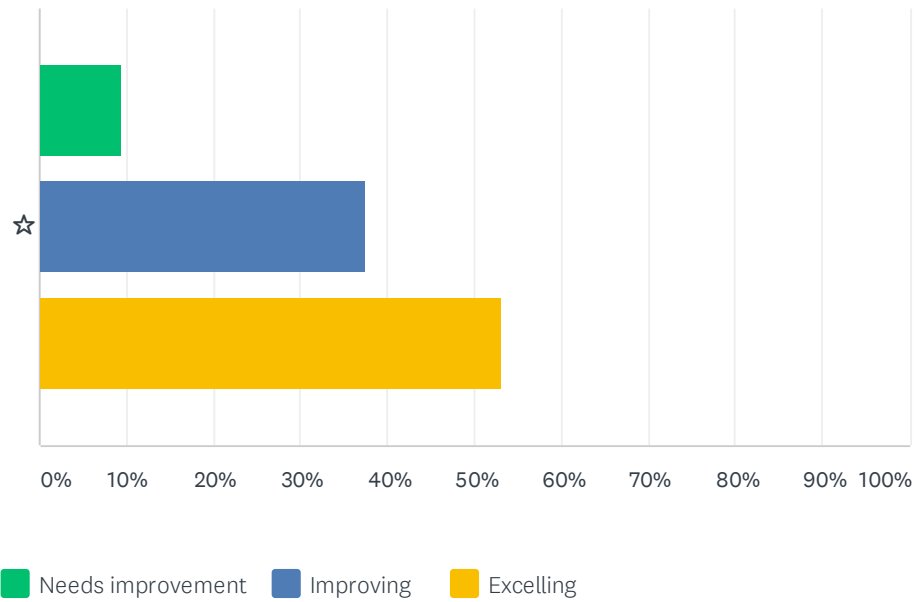


Q1 How do you view your child is doing academically this year based on grades, teacher communication, and student testimony?

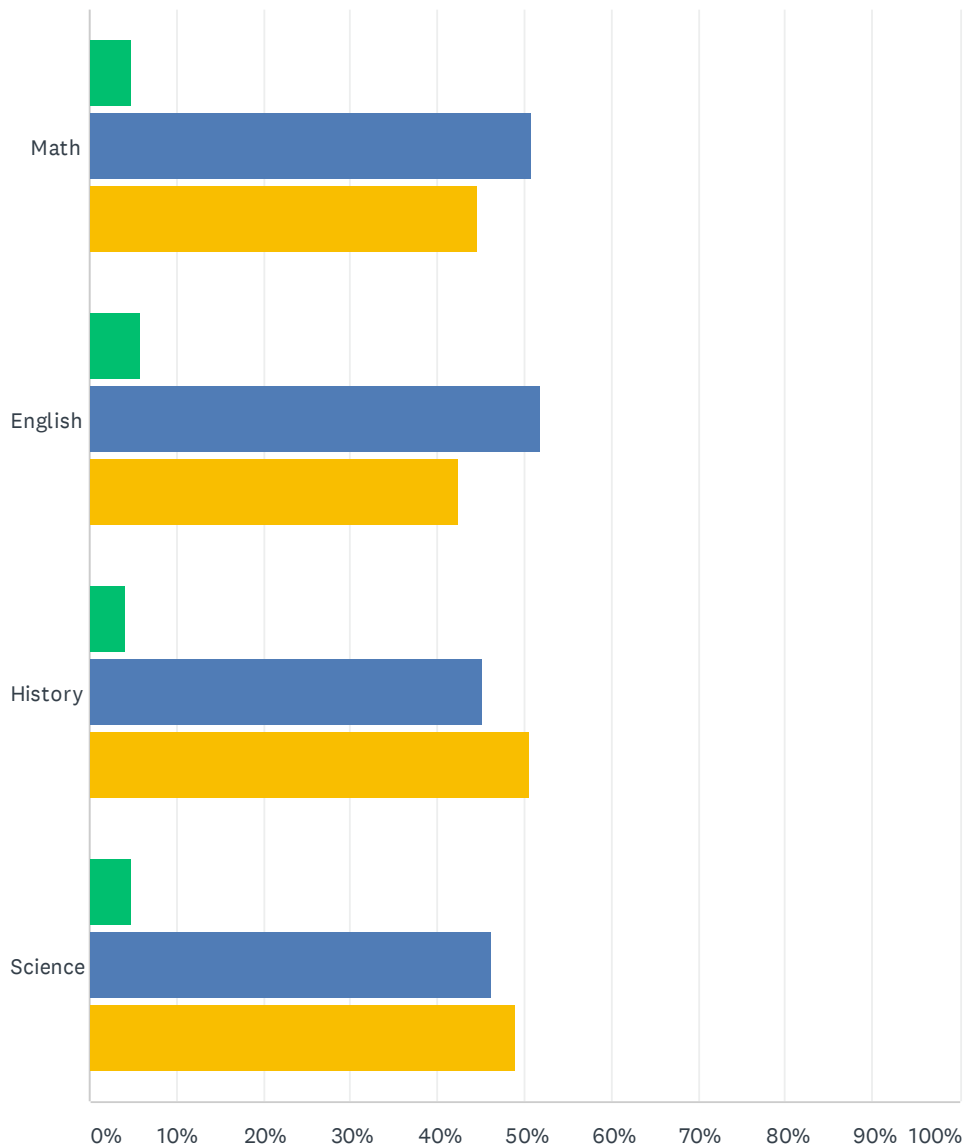
Answered: 190 Skipped: 1



	NEEDS IMPROVEMENT	IMPROVING	EXCELLING	TOTAL	WEIGHTED AVERAGE
☆	9.47% 18	37.37% 71	53.16% 101	190	2.44

Q2 How satisfied are you with your child's academic progress this year?

Answered: 191 Skipped: 0

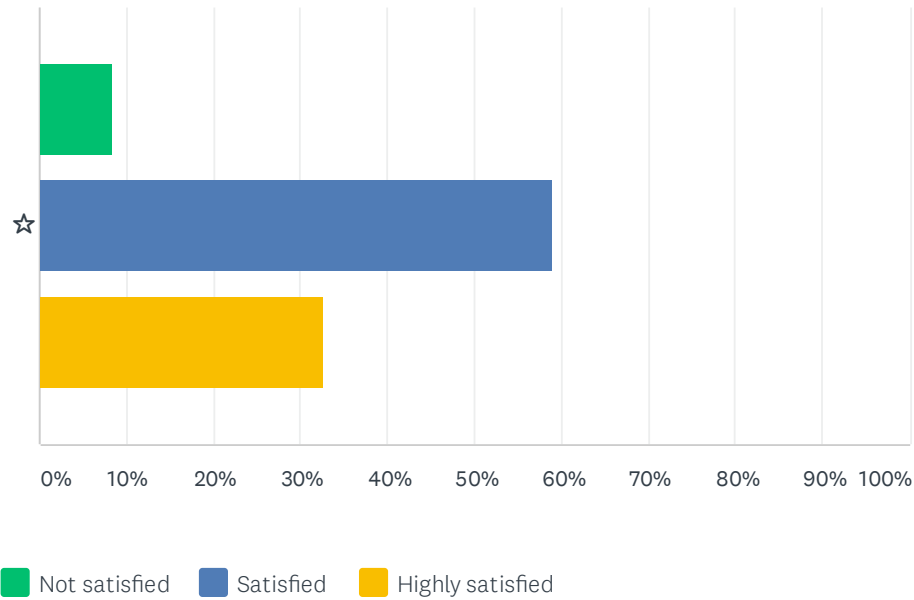


■ Not satisfied
 ■ Satisfied
 ■ Highly satisfied

	NOT SATISFIED	SATISFIED	HIGHLY SATISFIED	TOTAL	WEIGHTED AVERAGE
Math	4.71% 9	50.79% 97	44.50% 85	191	2.40
English	5.76% 11	51.83% 99	42.41% 81	191	2.37
History	4.21% 8	45.26% 86	50.53% 96	190	2.46
Science	4.74% 9	46.32% 88	48.95% 93	190	2.44

Q3 How satisfied are you with opportunities to develop your whole child at MA (ie: character keys, extra-curriculars, social-emotional supports, electives, leadership opportunities)?

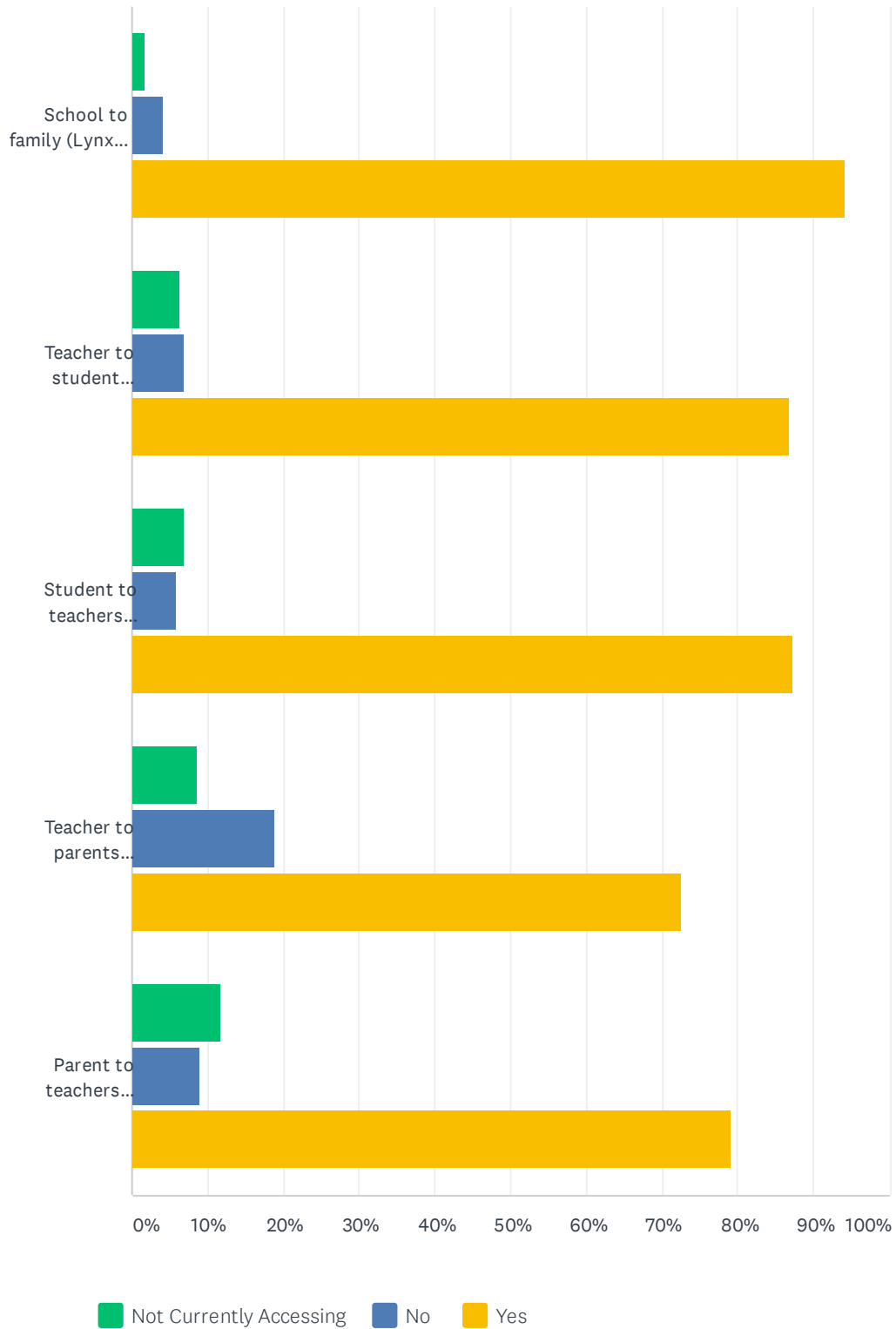
Answered: 190 Skipped: 1



	NOT SATISFIED	SATISFIED	HIGHLY SATISFIED	TOTAL	WEIGHTED AVERAGE
☆	8.42% 16	58.95% 112	32.63% 62	190	2.24

Q4 Does the school provide effective means of communication:

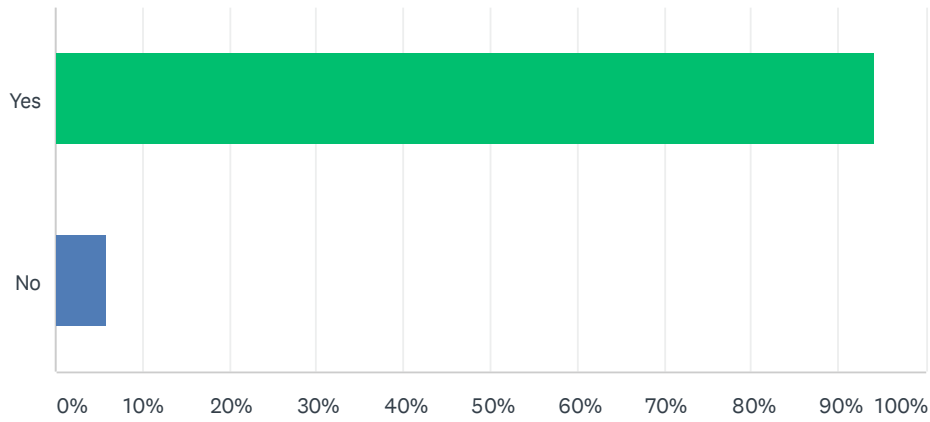
Answered: 191 Skipped: 0



	NOT CURRENTLY ACCESSING	NO	YES	TOTAL	WEIGHTED AVERAGE
School to family (Lynx News, MA website, Emails, Texts)	1.57% 3	4.19% 8	94.24% 180	191	1.93
Teacher to student (In-person/online class or meetings, Canvas, Infinite Campus)	6.32% 12	6.84% 13	86.84% 165	190	1.81
Student to teachers (In-person/online class or meetings, Canvas, Office hours)	6.88% 13	5.82% 11	87.30% 165	189	1.80
Teacher to parents (In-person/Zoom/phone, Email, Infinite Campus)	8.60% 16	18.82% 35	72.58% 135	186	1.64
Parent to teachers (In-person/Zoom/phone, Email)	11.76% 22	9.09% 17	79.14% 148	187	1.67

Q5 Does the school provide opportunities for your voice to be heard?

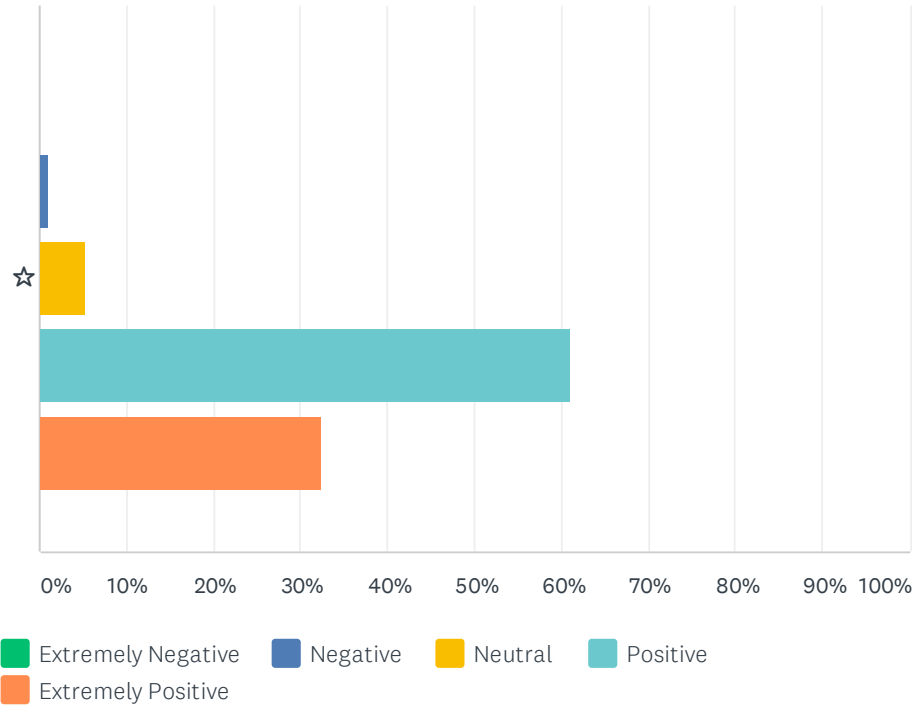
Answered: 188 Skipped: 3



ANSWER CHOICES	RESPONSES	
Yes	94.15%	177
No	5.85%	11
TOTAL		188

Q6 Please rank Monument Academy's atmosphere.

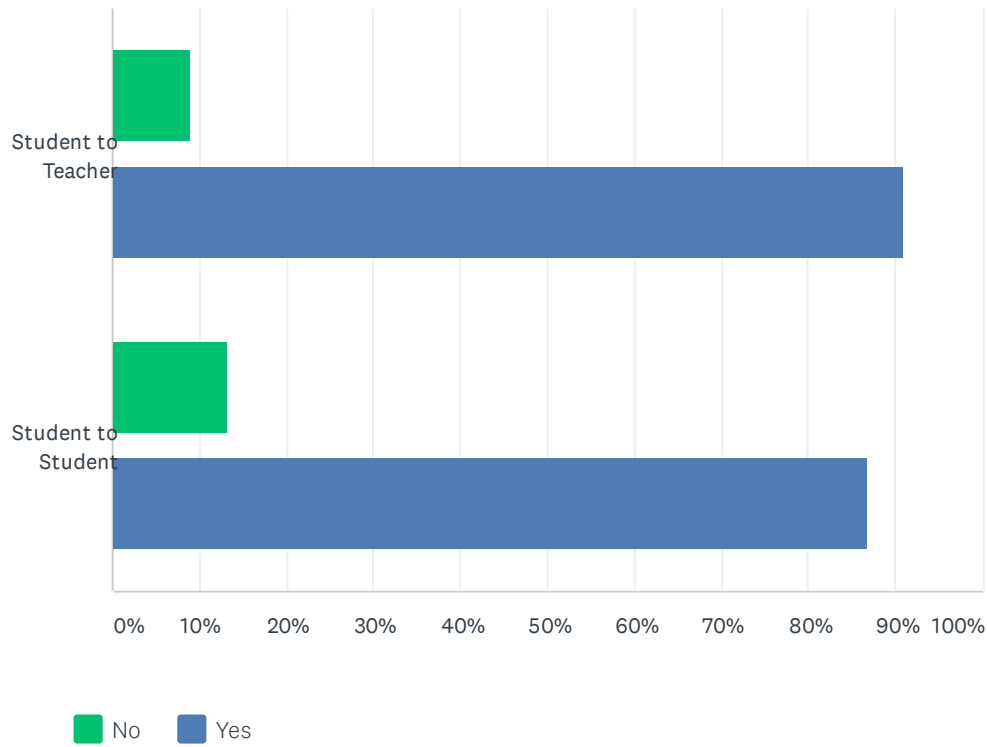
Answered: 188 Skipped: 3



	EXTREMELY NEGATIVE	NEGATIVE	NEUTRAL	POSITIVE	EXTREMELY POSITIVE	TOTAL	WEIGHTED AVERAGE
☆	0.00%	1.06%	5.32%	61.17%	32.45%	188	3.93
	0	2	10	115	61		

Q7 Do you feel that your student is connected to the Monument Academy community?

Answered: 191 Skipped: 0



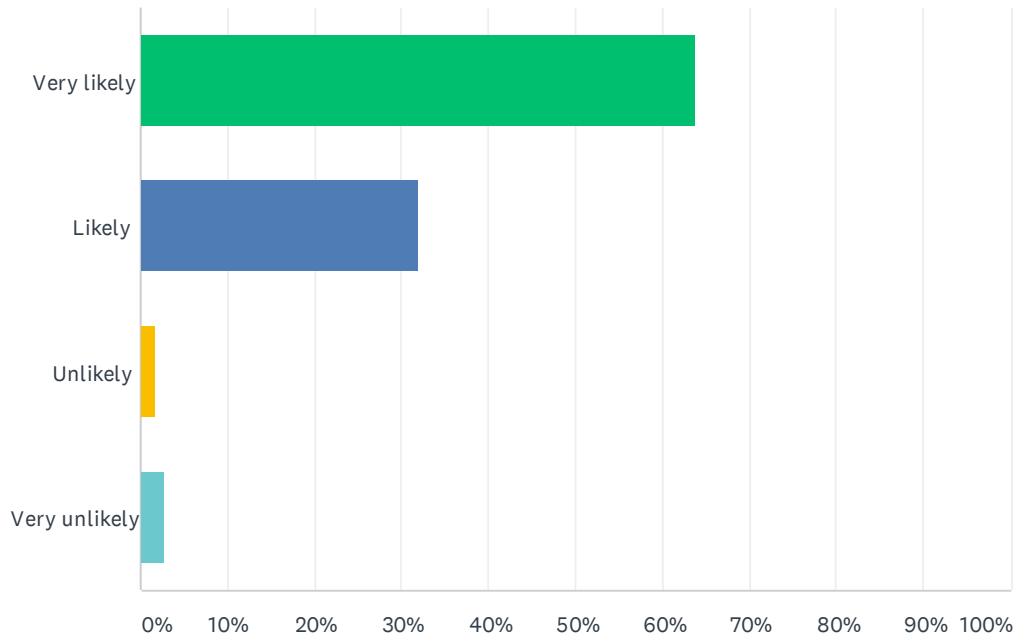
	NO	YES	TOTAL	WEIGHTED AVERAGE
Student to Teacher	8.90% 17	91.10% 174	191	1.91
Student to Student	13.16% 25	86.84% 165	190	1.87

Q8 In a few words to 2 sentences, what do you feel is the most pressing issue for Monument Academy to address?

Answered: 132 Skipped: 59

Q9 How likely are you to recommend our school to others?

Answered: 191 Skipped: 0



ANSWER CHOICES	RESPONSES	
Very likely	63.87%	122
Likely	31.94%	61
Unlikely	1.57%	3
Very unlikely	2.62%	5
TOTAL		191