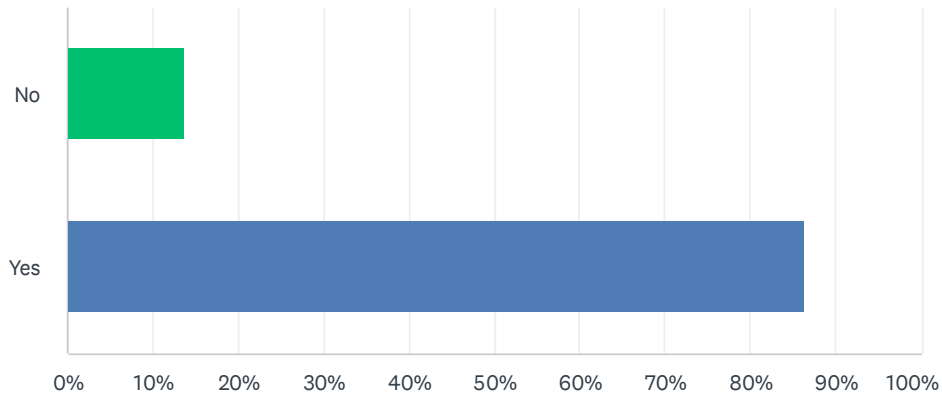


Q1 Do you know how to view your child's assignments and grades in Canvas, either on their school-issued iPad, through their account, or through an "observer" account on your own device?

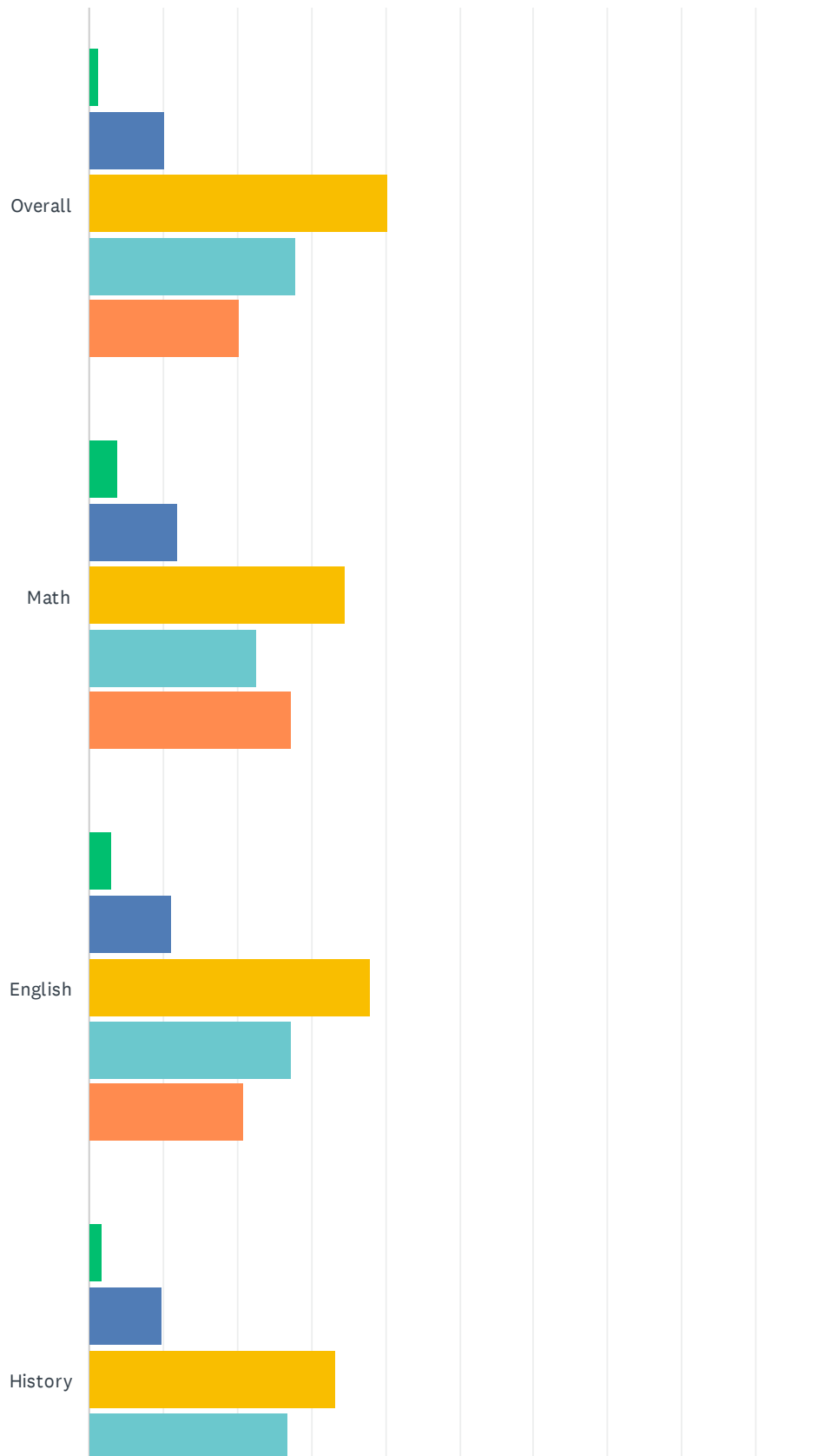
Answered: 235 Skipped: 1

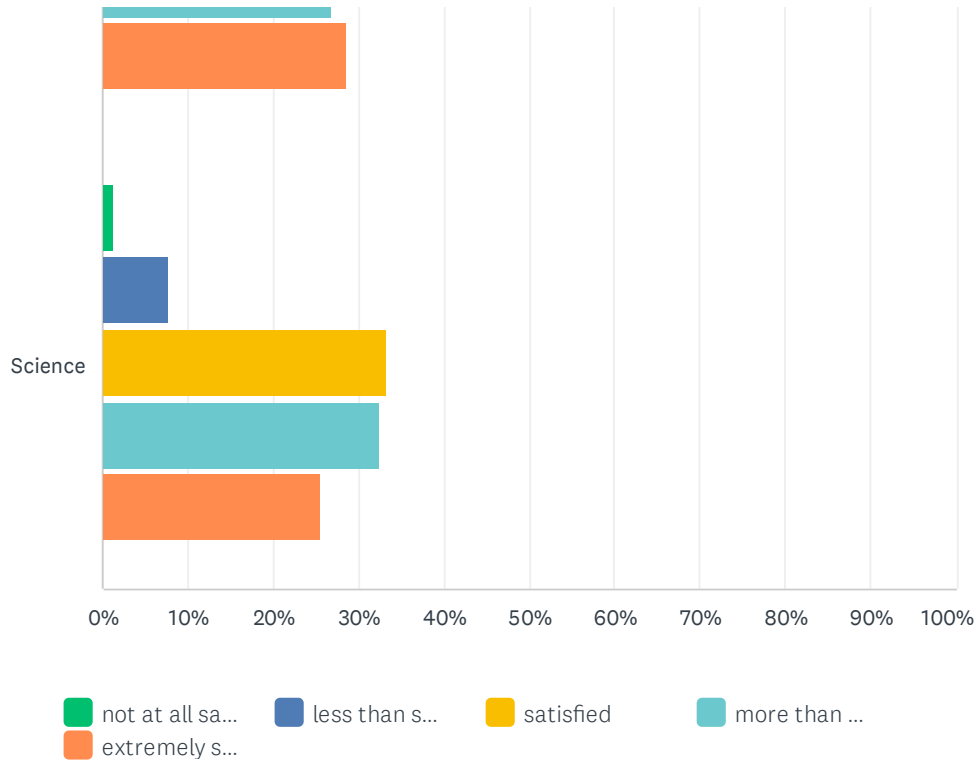


ANSWER CHOICES	RESPONSES	
No	13.62%	32
Yes	86.38%	203
TOTAL		235

Q2 How satisfied are you with your child's academic progress this year?

Answered: 236 Skipped: 0

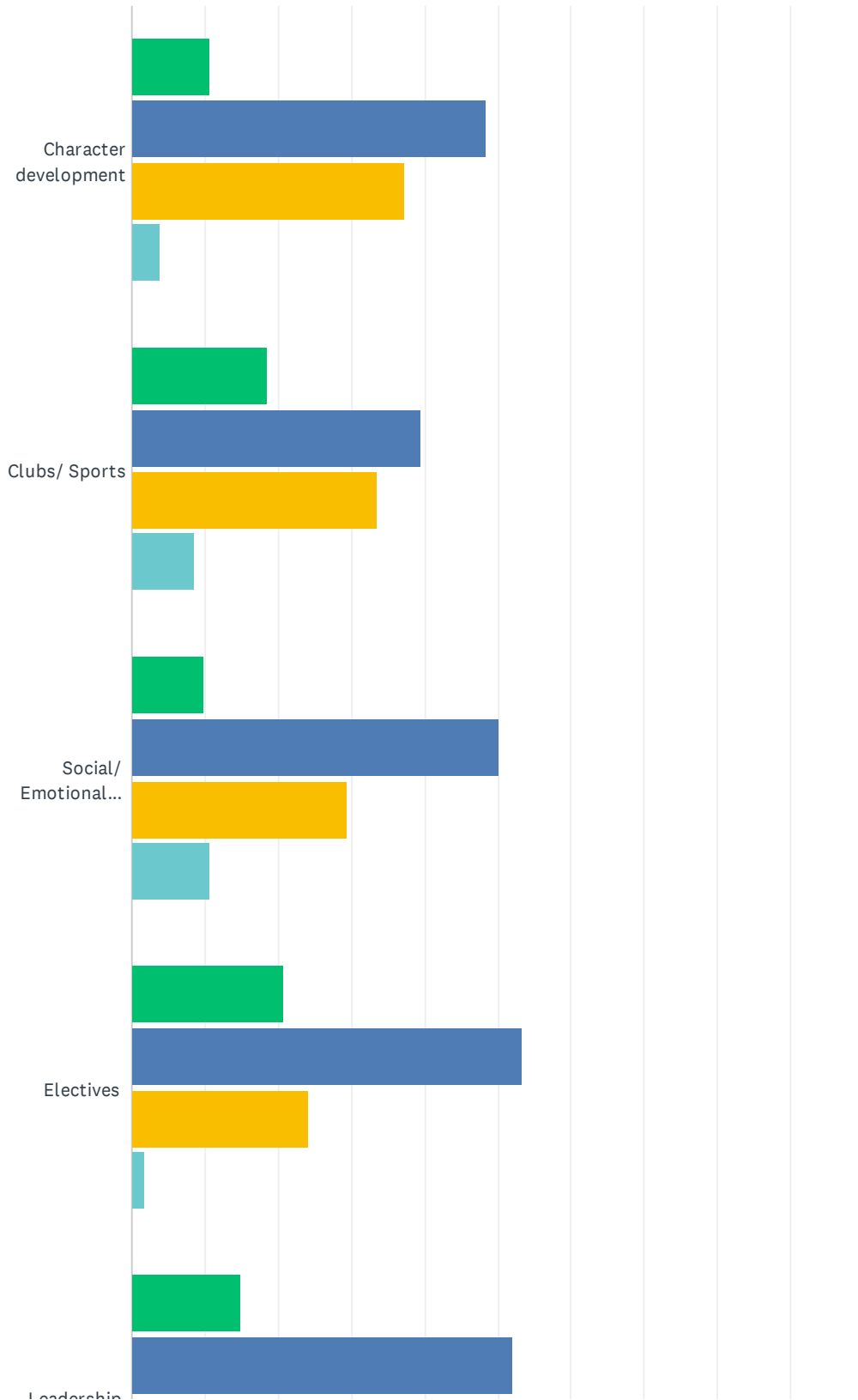


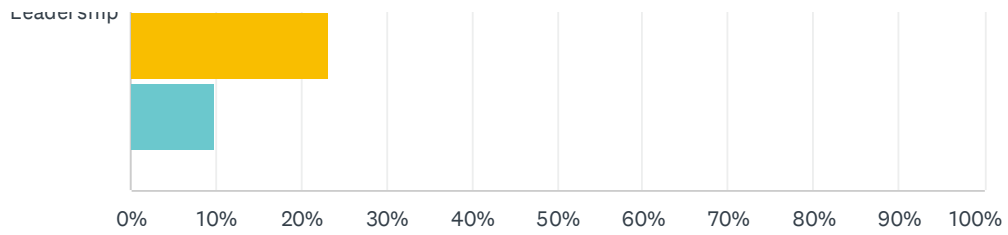


	NOT AT ALL SATISFIED	LESS THAN SATISFIED	SATISFIED	MORE THAN SATISFIED	EXTREMELY SATISFIED	TOTAL	WEIGHTED AVERAGE
Overall	1.29% 3	10.30% 24	40.34% 94	27.90% 65	20.17% 47	233	3.55
Math	3.83% 9	11.91% 28	34.47% 81	22.55% 53	27.23% 64	235	3.57
English	2.98% 7	11.06% 26	37.87% 89	27.23% 64	20.85% 49	235	3.52
History	1.70% 4	9.79% 23	33.19% 78	26.81% 63	28.51% 67	235	3.71
Science	1.28% 3	7.66% 18	33.19% 78	32.34% 76	25.53% 60	235	3.73

Q3 How satisfied are you with the opportunities to develop your whole child at Monument Academy?

Answered: 236 Skipped: 0



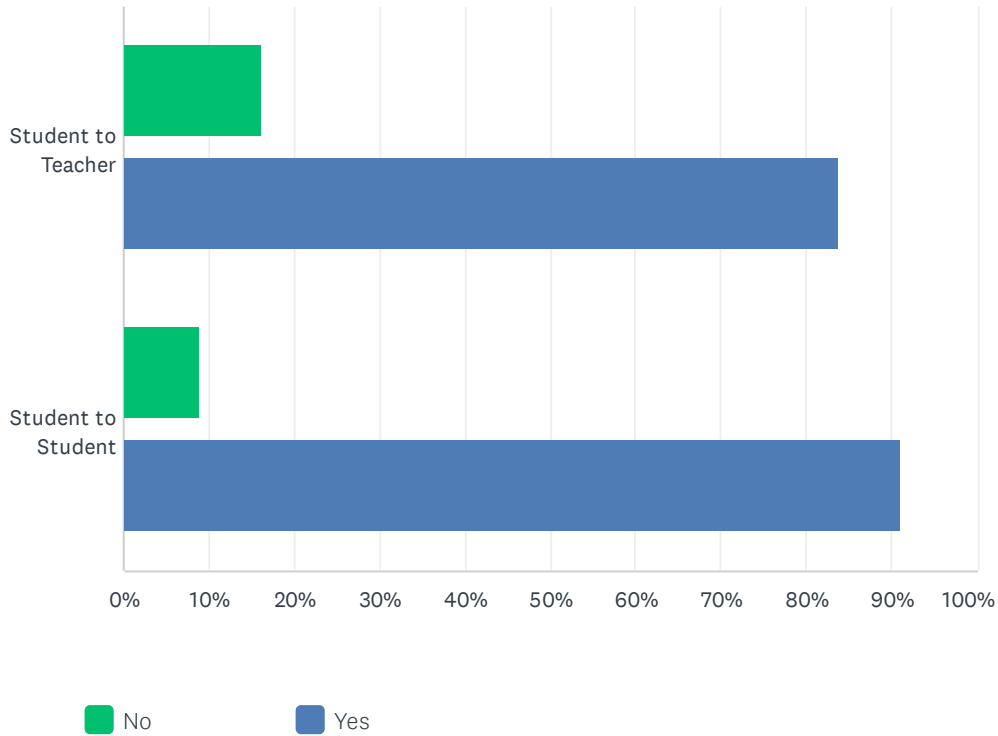


■ Not satisfied
 ■ Satisfied
 ■ Highly Satis...
 ■ N/A

	NOT SATISFIED	SATISFIED	HIGHLY SATISFIED	N/A	TOTAL	WEIGHTED AVERAGE
Character development	10.59% 25	48.31% 114	37.29% 88	3.81% 9	236	2.28
Clubs/ Sports	18.64% 44	39.41% 93	33.47% 79	8.47% 20	236	2.16
Social/ Emotional Supports	9.79% 23	50.21% 118	29.36% 69	10.64% 25	235	2.22
Electives	20.76% 49	53.39% 126	24.15% 57	1.69% 4	236	2.03
Leadership	14.83% 35	52.12% 123	23.31% 55	9.75% 23	236	2.09

Q4 Do you feel that your student is connected to the Monument Academy community?

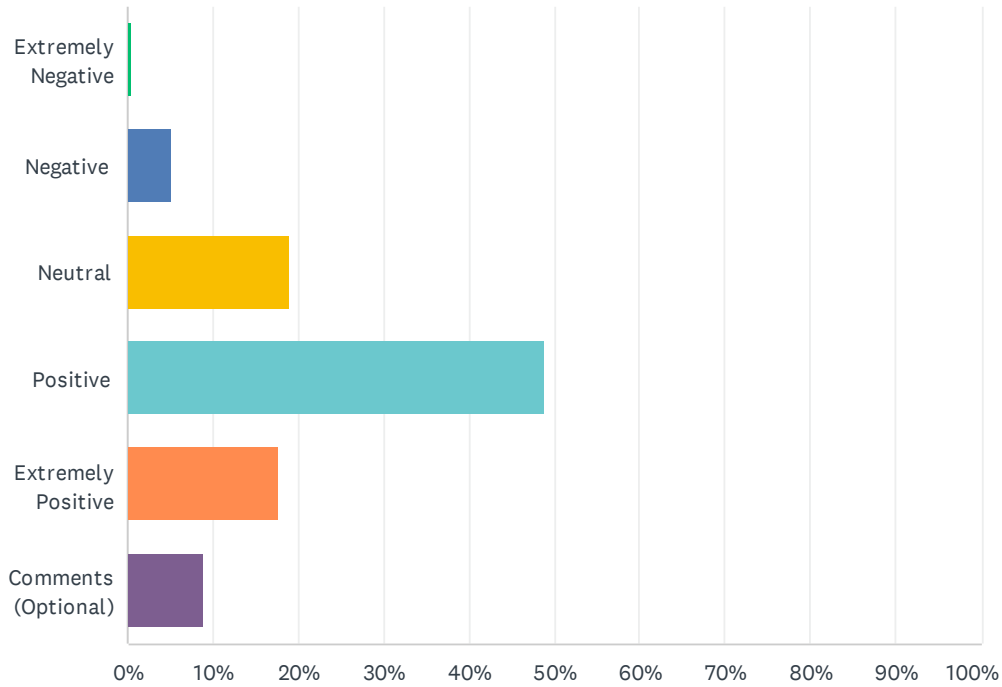
Answered: 236 Skipped: 0



	NO	YES	TOTAL	WEIGHTED AVERAGE
Student to Teacher	16.10% 38	83.90% 198	236	1.84
Student to Student	8.94% 21	91.06% 214	235	1.91

Q5 How does your child perceive the Monument Academy atmosphere? (safety, belonging, overall attitude toward school)

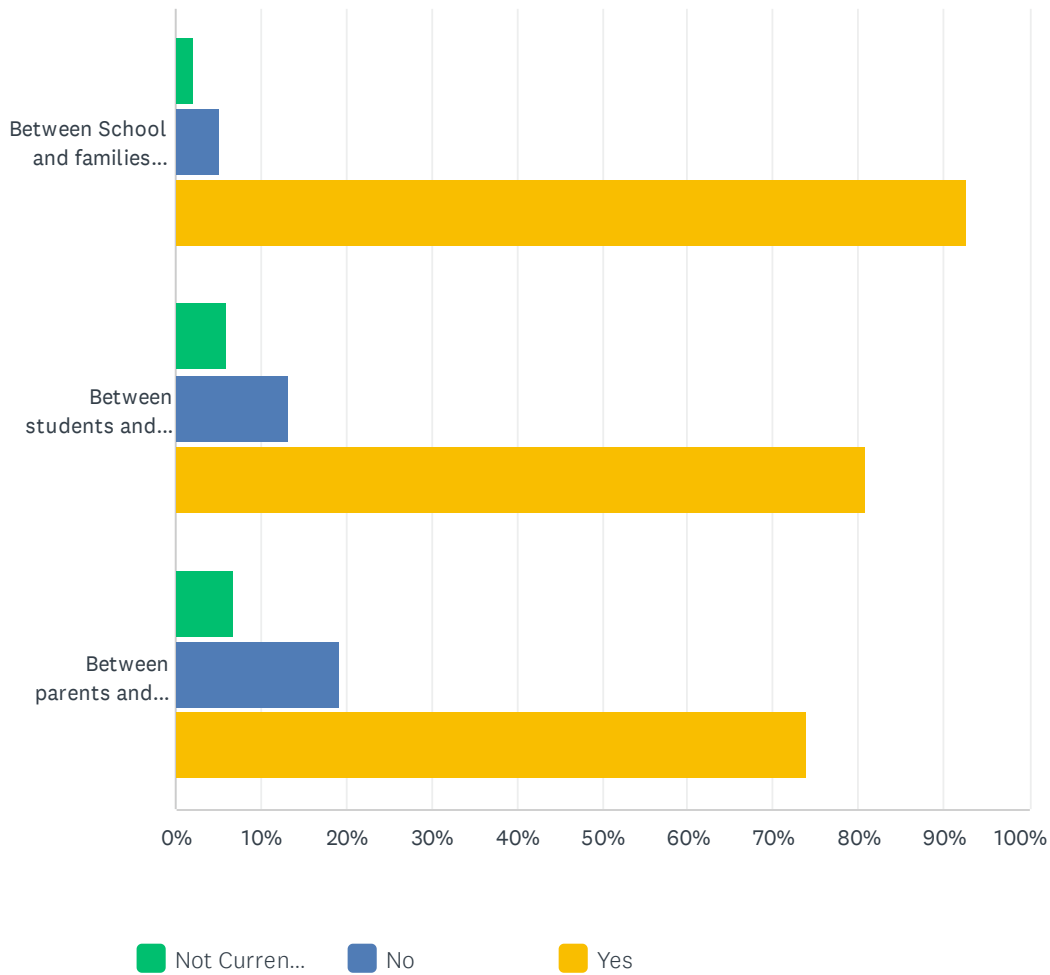
Answered: 236 Skipped: 0



ANSWER CHOICES	RESPONSES	
Extremely Negative	0.42%	1
Negative	5.08%	12
Neutral	19.07%	45
Positive	48.73%	115
Extremely Positive	17.80%	42
Comments (Optional)	8.90%	21
TOTAL		236

Q6 Does the school provide effective means of communication:

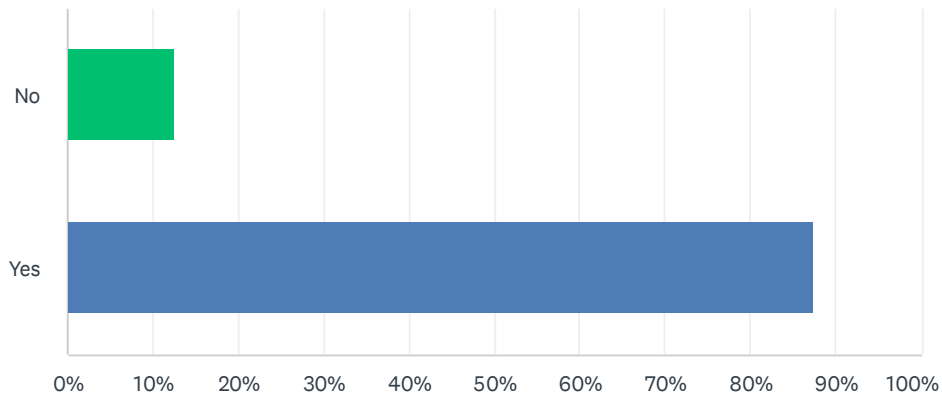
Answered: 236 Skipped: 0



	NOT CURRENTLY ACCESSING	NO	YES	TOTAL	WEIGHTED AVERAGE
Between School and families (Lynx News, MA website, emails, texts)	2.12% 5	5.08% 12	92.80% 219	236	1.91
Between students and teachers (in-class, canvas, email, study hall)	5.96% 14	13.19% 31	80.85% 190	235	1.75
Between parents and teachers (Syllabus, email availability)	6.81% 16	19.15% 45	74.04% 174	235	1.67

Q7 Does the school provide opportunities for your voice to be heard?

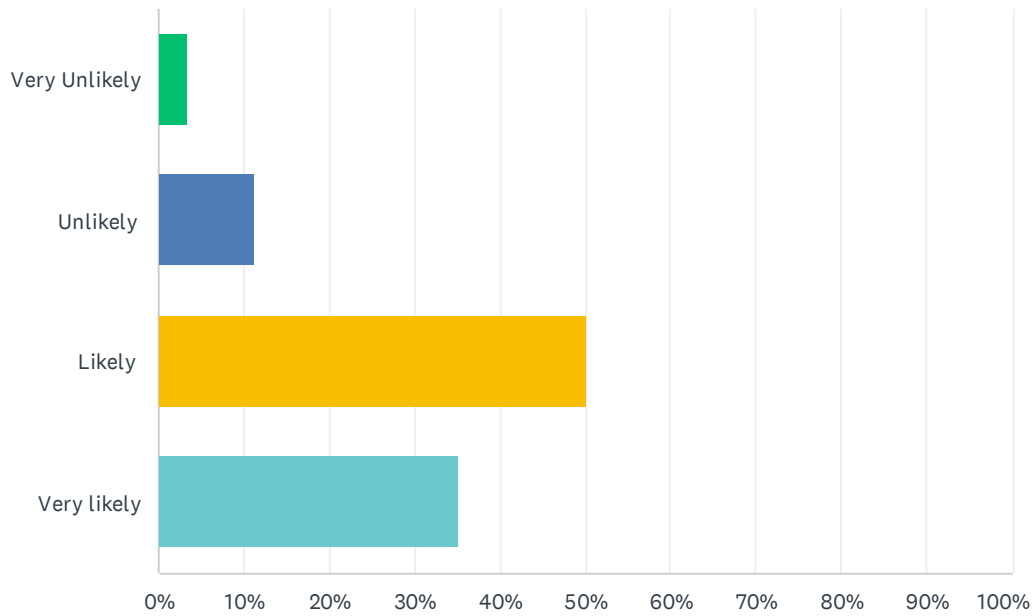
Answered: 231 Skipped: 5



ANSWER CHOICES	RESPONSES	
No	12.55%	29
Yes	87.45%	202
TOTAL		231

Q8 How likely are you to recommend our school to others?

Answered: 230 Skipped: 6



ANSWER CHOICES	RESPONSES
Very Unlikely	3.48% 8
Unlikely	11.30% 26
Likely	50.00% 115
Very likely	35.22% 81
TOTAL	230

Q9 In a few words, are there any other pressing comments or concerns that you would like to share with Monument Academy?

Answered: 136 Skipped: 100