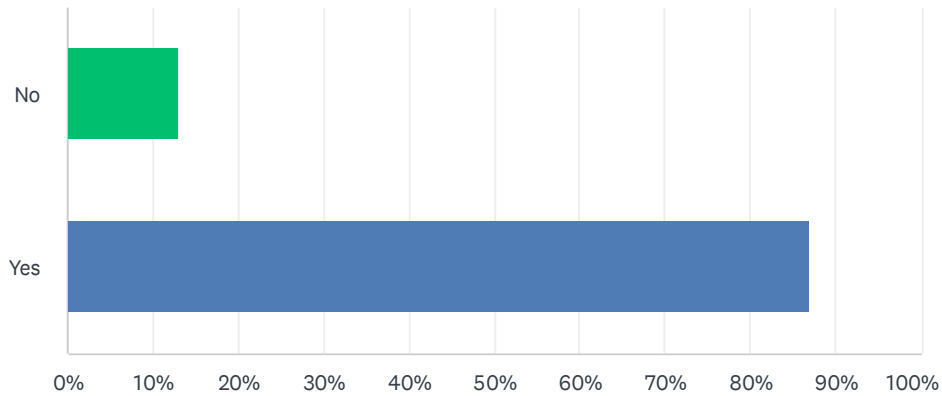


Q1 Do you know how to view your child's assignments and grades in Canvas, either on their school-issued iPad, through their account, or through an "observer" account on your own device?

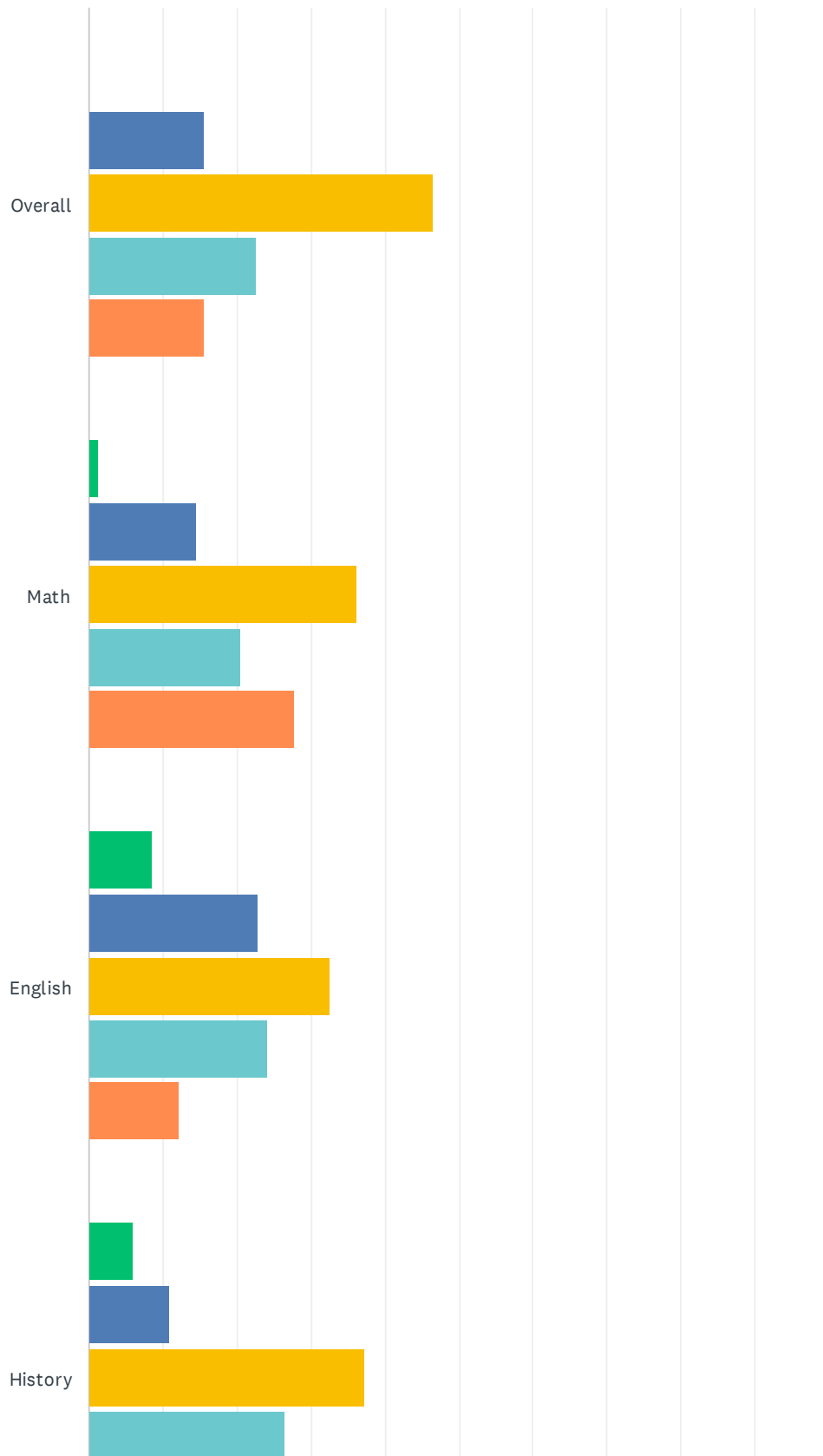
Answered: 85 Skipped: 0

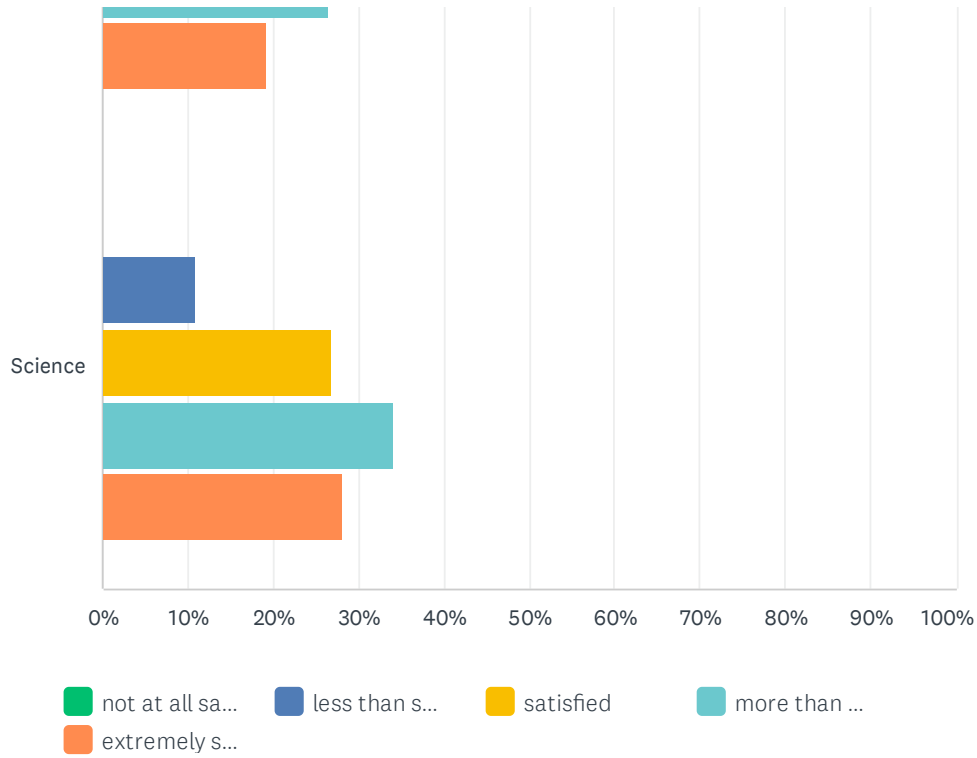


ANSWER CHOICES	RESPONSES	
No	12.94%	11
Yes	87.06%	74
TOTAL		85

Q2 How satisfied are you with your child's academic progress this year?

Answered: 84 Skipped: 1

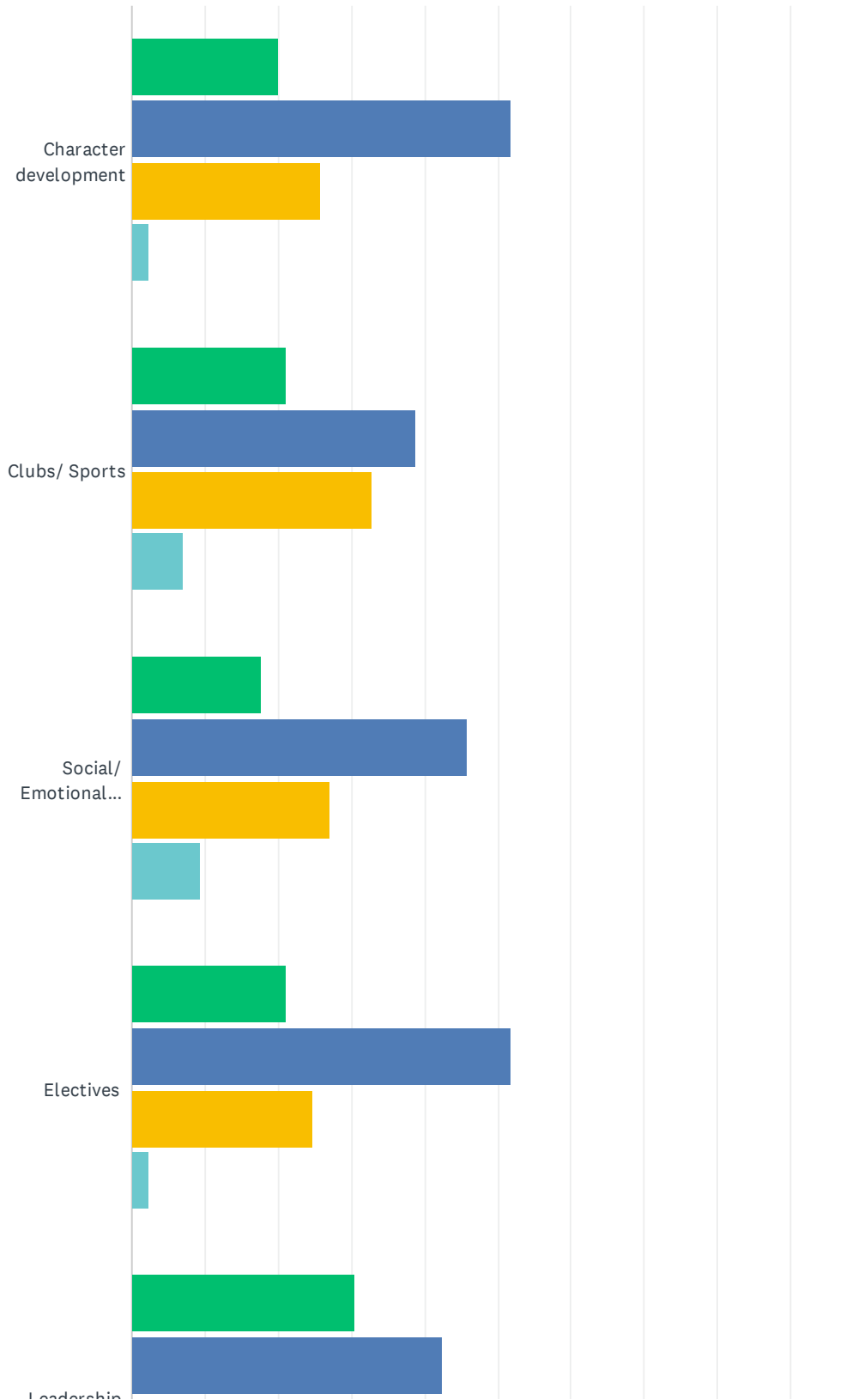


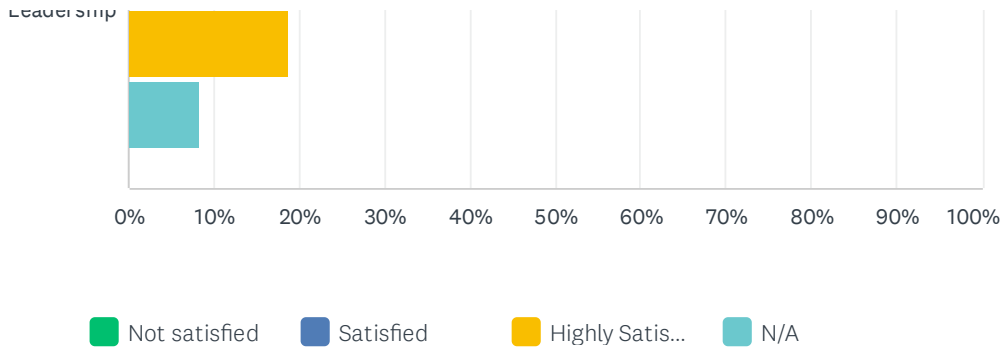


	NOT AT ALL SATISFIED	LESS THAN SATISFIED	SATISFIED	MORE THAN SATISFIED	EXTREMELY SATISFIED	TOTAL	WEIGHTED AVERAGE
Overall	0.00% 0	15.48% 13	46.43% 39	22.62% 19	15.48% 13	84	3.38
Math	1.20% 1	14.46% 12	36.14% 30	20.48% 17	27.71% 23	83	3.59
English	8.43% 7	22.89% 19	32.53% 27	24.10% 20	12.05% 10	83	3.08
History	6.02% 5	10.84% 9	37.35% 31	26.51% 22	19.28% 16	83	3.42
Science	0.00% 0	10.98% 9	26.83% 22	34.15% 28	28.05% 23	82	3.79

Q3 How satisfied are you with the opportunities to develop your whole child at Monument Academy?

Answered: 85 Skipped: 0

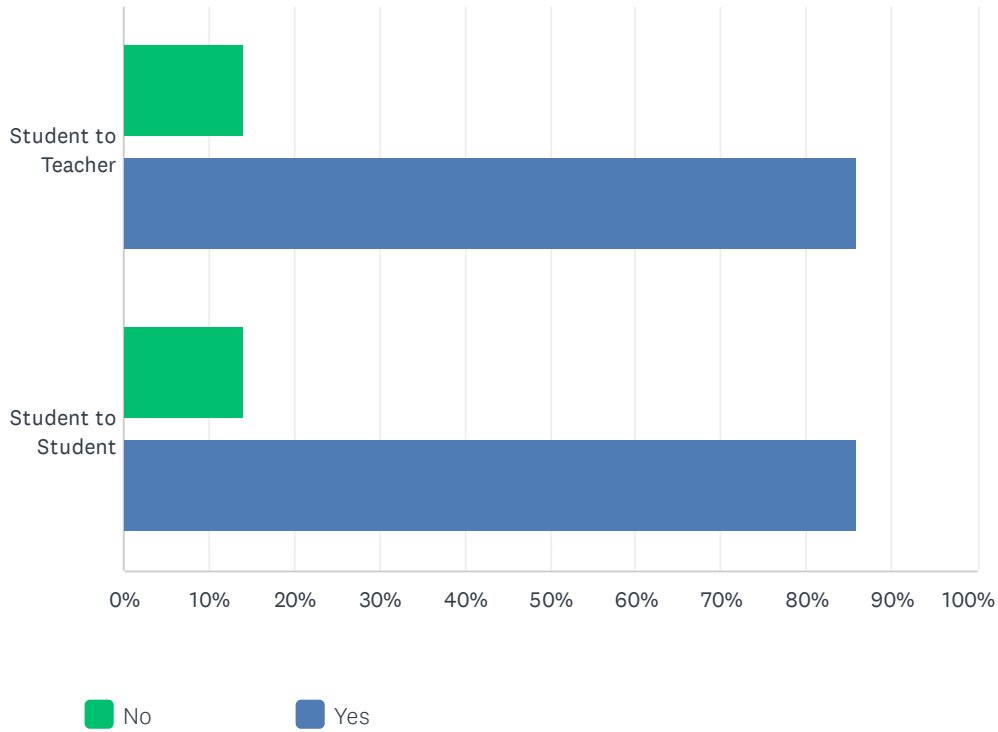




	NOT SATISFIED	SATISFIED	HIGHLY SATISFIED	N/A	TOTAL	WEIGHTED AVERAGE
Character development	20.00% 17	51.76% 44	25.88% 22	2.35% 2	85	2.06
Clubs/ Sports	21.18% 18	38.82% 33	32.94% 28	7.06% 6	85	2.13
Social/ Emotional Supports	17.65% 15	45.88% 39	27.06% 23	9.41% 8	85	2.10
Electives	21.18% 18	51.76% 44	24.71% 21	2.35% 2	85	2.04
Leadership	30.59% 26	42.35% 36	18.82% 16	8.24% 7	85	1.87

Q4 Do you feel that your student is connected to the Monument Academy community?

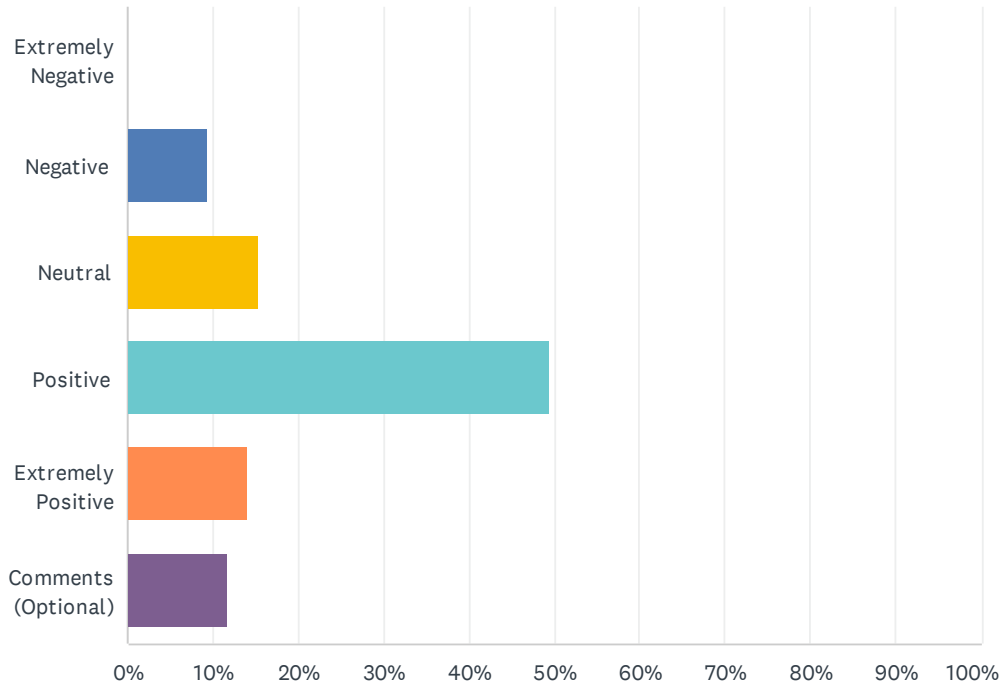
Answered: 85 Skipped: 0



	NO	YES	TOTAL	WEIGHTED AVERAGE
Student to Teacher	14.12% 12	85.88% 73	85	1.86
Student to Student	14.12% 12	85.88% 73	85	1.86

Q5 How does your child perceive the Monument Academy atmosphere? (safety, belonging, overall attitude toward school)

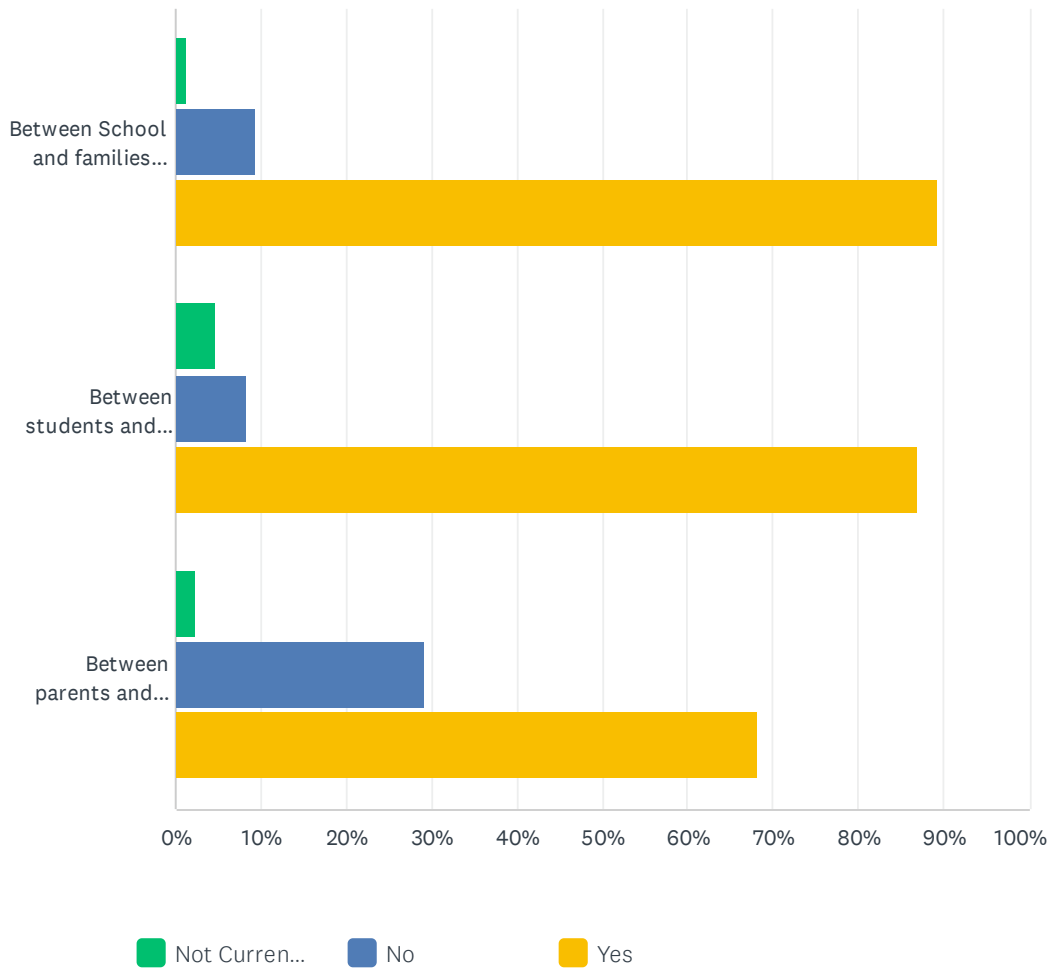
Answered: 85 Skipped: 0



ANSWER CHOICES	RESPONSES	
Extremely Negative	0.00%	0
Negative	9.41%	8
Neutral	15.29%	13
Positive	49.41%	42
Extremely Positive	14.12%	12
Comments (Optional)	11.76%	10
TOTAL		85

Q6 Does the school provide effective means of communication:

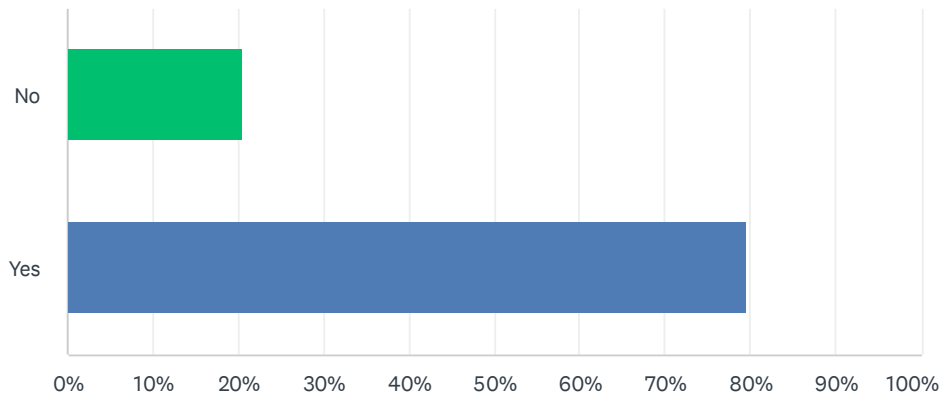
Answered: 85 Skipped: 0



	NOT CURRENTLY ACCESSING	NO	YES	TOTAL	WEIGHTED AVERAGE
Between School and families (Lynx News, MA website, emails, texts)	1.18% 1	9.41% 8	89.41% 76	85	1.88
Between students and teachers (in-class, canvas, email, study hall)	4.71% 4	8.24% 7	87.06% 74	85	1.82
Between parents and teachers (Syllabus, email availability)	2.44% 2	29.27% 24	68.29% 56	82	1.66

Q7 Does the school provide opportunities for your voice to be heard?

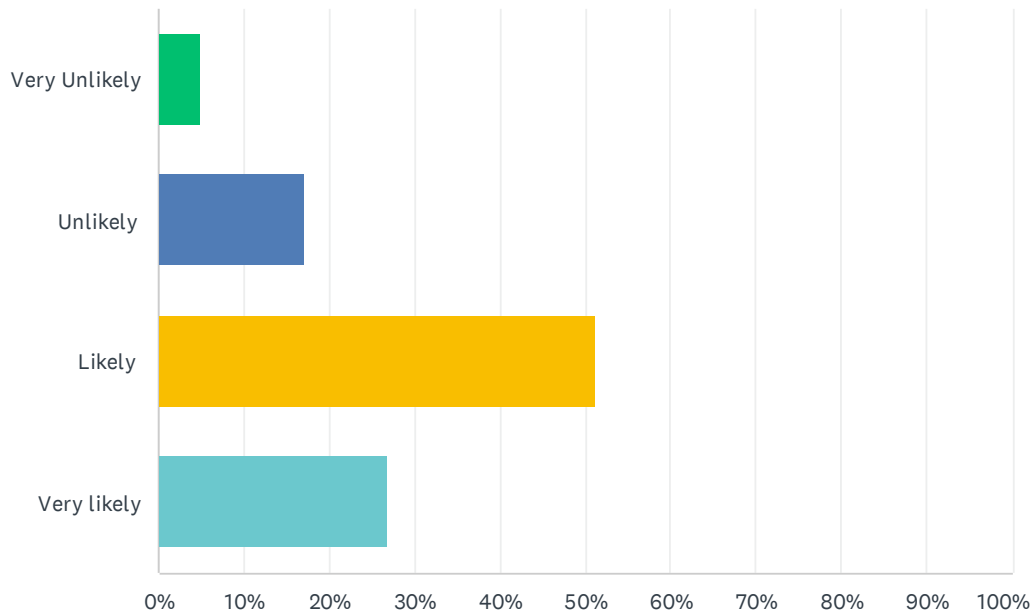
Answered: 83 Skipped: 2



ANSWER CHOICES	RESPONSES	
No	20.48%	17
Yes	79.52%	66
TOTAL		83

Q8 How likely are you to recommend our school to others?

Answered: 82 Skipped: 3



ANSWER CHOICES	RESPONSES	
Very Unlikely	4.88%	4
Unlikely	17.07%	14
Likely	51.22%	42
Very likely	26.83%	22
TOTAL		82

Q9 In a few words, are there any other pressing comments or concerns that you would like to share with Monument Academy?

Answered: 42 Skipped: 43