



## **Highlights from May 25th, 2023 Board of Directors' Special Meeting**

### **2022-2023 Supplemental Budget Approval**

The board reviewed and approved a supplemental budget for school FY 22-23. (See attachment)

### **2023-2024 Budget Approval**

The board reviewed and approved the budget for school FY 23-24. (See attachment)

### **Board Director Resignation**

Board President, Ryan Graham, received and accepted Danny O'Brien's resignation from the board of directors. Further information regarding the board vacancy and appointment process will be shared at the June 8<sup>th</sup> regular board meeting.

### **What's coming up?**

- MA Board of Directors Regular Meeting: June 8th at 6pm in the East Campus Gym
  - Public Comments are welcome related to agenda or non-agenda items. You must attend in person and sign-up on the public comment sheet prior to 6pm. Meetings are recorded and uploaded to our YouTube Channel: [Monument Academy School Board](#). For livestreams click on "live." For meetings that were recorded and uploaded, click on "videos."
- June 27, 2023 at 6pm, East Campus Gym. Community Town Hall with Legal Counsel on Navigating Gender Issues at Monument Academy.



SAVE THE DATE

**JUNE 27, 2023 AT 6PM  
MA EAST GYM**

**Town Hall Meeting on  
Navigating Gender Issues at  
Monument Academy**



Join MA legal counsel and members of the MA Board of Directors to discuss Colorado State law as it pertains to S.B. 08-200 and H.B. 21-1108, the MA Board Proclamation on Privacy and Protection of Students, and a Q&A session to address your questions and concerns.

To watch a replay of previous meetings, and livestream during meetings, please click here: [MA School Board](#)

**Monument Academy**

**Supplemental Budget**

**FY 2022/23**



Monument Academy  
1150 Village Ridge Pt  
Monument, Co 80132

Kim McClelland  
Interim Executive Director

Glenn Gustafson, CPA  
Interim Chief Financial Officer

25-May-23

**Monument Academy**  
**Supplemental Budget**  
**Table of Contents**  
**FY 2022/23**

**I.      Introductory Section**

Table of Contents .....	i
Budget Assumptions .....	ii
Appropriation Resolution .....	iiia
Use of Beg Fund Balance Resolution .....	iiib
Interfund Borrowing Resolution .....	iiic
General Fund Graphs .....	iv

**II.     Financial Section**

General Fund Summary .....	1
Preschool Fund .....	2
Facilities Corp Fund .....	3
Foundation Fund .....	4
Pupil Activity Fund .....	5

**III    Informational Section**

Pupil Count History .....	6
Debt Summary .....	7

**IV     School Budgets**

School Summary by Budget .....	8
Elementary Budget .....	9
Secondary School Budget .....	10

**V      Uniform Budget Summary .....**      **11**

**Monument Academy**  
**Supplemental Budget**  
**Budget Development Assumptions**  
**FY 2022/23**

	Original	Supplemental
<b>Revenue-Based Assumptions</b>		
<b>October FTE Pupil Count</b>		
Monument Academy Elementary	625.00	628.50
Monument Academy Middle School		397.00
Monument Academy High School	525.00	82.00
Total All Schools	1,150.00	1,107.50
<b>Post-Negative Factor Per-Pupil Funding</b>	<b>\$8,998.31</b>	<b>\$9,073.83</b>
<b>Total Program Funding</b>		
Monument Academy Elementary	5,623,944	5,702,902
Monument Academy Middle School		3,602,311
Monument Academy High School	4,724,113	744,054
Total All Schools	\$10,348,057	\$10,049,267
<b>Mill Levy Override</b>	<b>\$592.93</b>	<b>\$625.64</b>
Monument Academy Elementary	370,584	393,212
Monument Academy Middle School		248,377
Monument Academy High School	311,291	51,302
Total All Schools	\$681,875	\$692,891
<b>Instructional Materials Fees</b>		
Monument Academy Elementary	104,375	100,000
Monument Academy Middle School		
Monument Academy High School	149,625	130,000
Total All Schools	\$254,000	\$230,000
<b>Expenditure-Based Assumptions</b>		
Charter Contribution Insurance Premium (monthly)	\$725	\$725
Charter Contribution Insurance Premium (Annually)	\$8,700	\$8,700
Charter Contributions - Dental, Vision, etc	\$438	\$438
Insurance Participation	N/A	60.0%
Employer PERA Contribution	21.40%	21.40%
Medicare Employer Contribution	1.45%	1.45%
Colorado Minimum Wage	\$12.56	\$12.56

**Monument Academy**  
**Supplemental Budget**  
**Appropriation Resolution**  
**FY 2022/23**

**Appropriation Resolution**

Be it resolved, by the Board of Directors of Monument Academy in El Paso County, that the amounts shown in the following schedule be appropriated to each fund as specified in the Adopted Budget for the ensuing fiscal year beginning July 1, 2022 and ending June 30, 2023.

<b>FUND</b>	<b>Revised Appropriation</b>	<b>Change</b>	<b>Revised Appropriation</b>
<b>General Fund</b>			
General Fund	15,052,000	448,000	15,500,000
PreSchool Fund	376,728	199,872	576,600
<b>Special Revenue Funds</b>			
Facilities Corporation	2,474,534	86,840	2,561,374
Foundation Fund	1,831,938	1,348,750	3,180,688
Pupil Activity Fund	363,144	260,000	623,144
<b>Total Appropriation</b>	<b>\$20,098,344</b>	<b>\$2,343,462</b>	<b>\$22,441,806</b>

**Monument Academy**  
**Board of Directors**

\_\_\_\_\_  
Ryan Graham, President

Attest:

\_\_\_\_\_  
Emily Belisle, Secretary

\_\_\_\_\_  
Date

**Monument Academy**  
**Supplemental Budget**  
**Use of Beginning Fund Balance Resolution**  
**FY 2022/23**

**Use of Beginning Fund Balance Resolution**

A Resolution of the Board of Education of the Monument Academy  
Authorizing the Use of a Portion of  
Beginning Fund Balance as Authorized by Colorado Statutes

**WHEREAS**, C.R.S. 22-44-105 states that a budget, duly adopted pursuant to this article, shall not provide for expenditures, inter-fund transfers, or reserves, in excess of available revenues and beginning fund balance.

**WHEREAS**, the Board of Education may authorize the use of a portion of the beginning fund balance in the budget, stating the amount to be used, the purpose for which the expenditure is needed, and the district's plan to ensure that the use of the beginning fund balance will not lead to an ongoing deficit.

**WHEREAS**, the Board of Education has determined the beginning fund balance in the General Fund is sufficient to allow for the one-time expenditures and the action may lead to an ongoing deficit.

**NOW, THEREFORE, BE IT RESOLVED:**

In accordance with C.R.S. 22-44-105, the Board of Education authorizes the use of a portion of the fiscal year 2023-2024 Beginning Fund Balance for the following funds:

- \* **General Fund**, in the amount **\$174,000** to spend down beginning fund balance.
- \* **Preschool Fund**, in the amount **\$0** to spend down beginning fund balance.
- \* **Activity Fund**, in the amount **\$0** to spend down beginning fund balance.
- \* **Building Corp**, in the amount **\$0** to spend down beginning fund balance.
- \* **Foundation Fund**, in the amount **\$0** to spend down beginning fund balance.

**BE IT FURTHER RESOLVED**, the use of this portion of the beginning fund balance for the purposes set forth above may lead to an ongoing deficit.

**Monument Academy**  
**Board of Directors**

\_\_\_\_\_  
Ryan Graham, President

Attest:

\_\_\_\_\_  
Emily Belisle, Secretary

\_\_\_\_\_  
Date

**Monument Academy****Supplemental Budget****Fund Balance Change****FY 2022/23**

<b>Fund Balance Change Appendix</b>				
<b>General Fund Beginning Fund Balance</b>		\$2,382,779		
<b>General Fund Ending Fund Balance</b>		<u>\$2,208,779</u>		
	Revenue & Expense Budget Mismatch (Surplus/ <b>Deficit</b> )			<u><u>(\$174,000)</u></u>
Identified Non-Recurring Uses/Expenses of Fund Balance:				
	HS Modular Improvements	174,000		
	Item 2	N/A		
	Total	<u></u>		<u><u>\$174,000</u></u>
<b>Preschool Fund Beginning Fund Balance</b>		\$76,600		
<b>Preschool Fund Ending Fund Balance</b>		<u>\$76,600</u>		
	Revenue & Expense Budget Mismatch (Surplus/ <b>Deficit</b> )			<u><u>\$0</u></u>
<b>Activity Fund Beginning Fund Balance</b>		\$123,144		
<b>Activity Fund Ending Fund Balance</b>		<u>\$123,144</u>		
	Revenue & Expense Budget Mismatch (Surplus/ <b>Deficit</b> )			<u><u>\$0</u></u>
<b>Building Corp Fund Beginning Fund Balance</b>		\$1,561,374		
<b>Building Corp Ending Fund Balance</b>		<u>\$1,561,374</u>		
	Revenue & Expense Budget Mismatch (Surplus/ <b>Deficit</b> )			<u><u>\$0</u></u>
<b>Foundation Beginning Fund Balance</b>		\$1,180,688		
<b>Foundation Ending Fund Balance</b>		<u>\$1,180,688</u>		
	Revenue & Expense Budget Mismatch (Surplus/ <b>Deficit</b> )			<u><u>\$0</u></u>

**Monument Academy**  
**Supplemental Budget**  
**Interfund Borrowing Resolution**  
**FY 2022/23**

**Interfund Borrowing Resolution**

Whereas Colorado Revised Statutes (C.R.S. 22-44-113) authorizes the Board of Education to borrow unencumbered monies from one fund for use by another fund. Monies borrowed from a fund pursuant to applicable laws must be repaid to said fund when needed to meet obligations of said fund and any such loan shall be repaid no later than three (3) months after the beginning of the following budget year. In the event monies are not forthcoming from designated sources, an amount equal to the outstanding liability shall be expended from the General Fund and used to repay the loan, now, therefore, be it

Resolved, that:

effective July 1, 2022, Monument Academy hereby authorizes the following borrowing in accordance with applicable laws and regulations.

<b>Fund Name</b>	<b>Borrowing Amount</b>
10 General Fund	<div>\$250,000</div>
26 Preschool Fund	<div>\$100,000</div>

**Monument Academy**  
**Board of Directors**

\_\_\_\_\_  
Ryan Graham, President

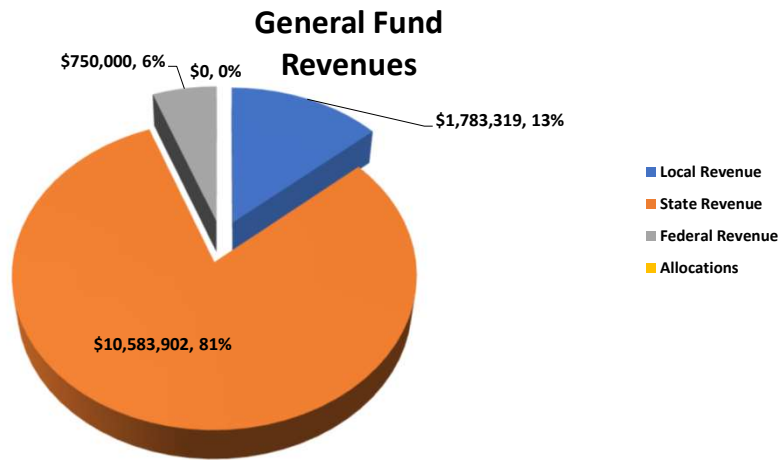
Attest:

\_\_\_\_\_  
Emily Belisle, Secretary

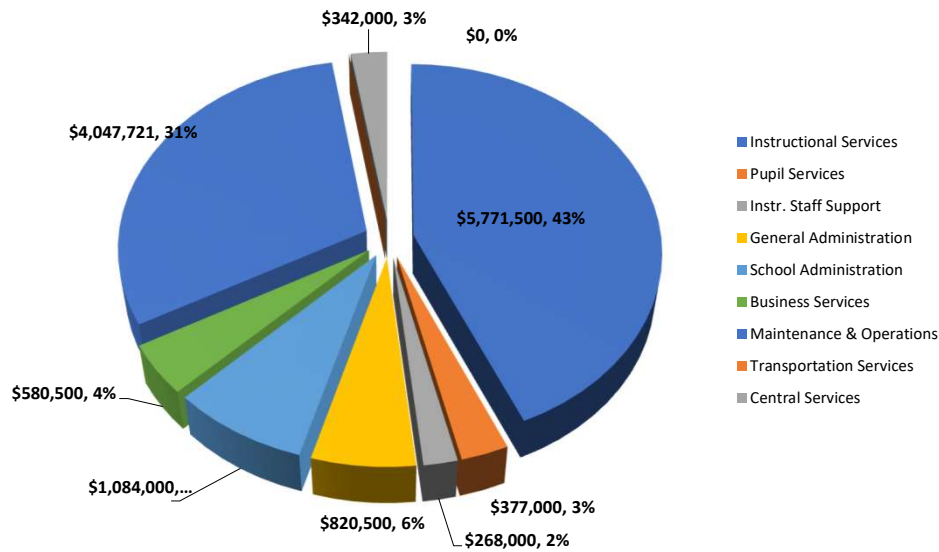
\_\_\_\_\_  
Date

**Monument Academy**  
**Supplemental Budget**  
**General Fund**  
**FY 2022/23**

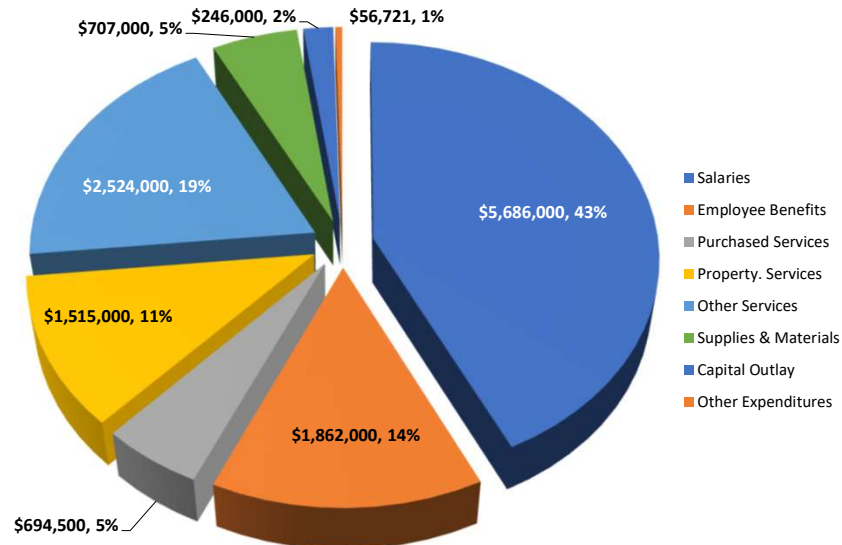
**General Fund Revenues**



**General Fund Expenditures (By Program)**




**General Fund Expenditures (By Object)**



Monument Academy  
Supplemental Budget  
Individual Fund Statements  
FY 2022/23

# Individual Fund Statements



**Monument Academy**

**Supplemental Budget**

**General Fund**

**FY 2022/23**

	Actuals FY 19-20	Actuals FY 20-21	Actuals FY 21-22	Revised FY 22-23	Change	Supplemental FY 22-23
<b>Beginning Fund Balance</b>						
Restricted - TABOR	246,665	248,352	270,138	320,258	4,742	325,000
All Other Fund Balance	1,875,434	2,569,180	2,243,855	2,462,953	(405,174)	2,057,779
<b>Total Beginning Fund Balance</b>	2,122,099	2,817,532	2,513,993	2,783,211	(400,432)	2,382,779
<b>Revenues</b>						
Local Revenue	704,125	815,670	1,051,376	1,330,673	452,646	1,783,319
State Revenue	7,560,883	7,789,454	9,674,345	10,925,116	(341,214)	10,583,902
Federal Revenue	102,417	343,106	603,076	13,000	737,000	750,000
Allocations	0	0	0	0	0	0
<b>Total Revenues</b>	8,367,425	8,948,230	11,328,797	12,268,789	848,432	13,117,221
<b>Total Resources Available</b>	10,489,524	11,765,762	13,842,790	15,052,000	448,000	15,500,000
<b>Expenditures</b>						
Instructional Services	4,091,520	4,002,894	5,170,983	5,227,005	544,495	5,771,500
Pupil Services	175,898	313,411	336,414	404,687	(27,687)	377,000
Instr. Staff Support	257,458	488,004	187,352	204,033	63,967	268,000
General Administration	417,781	642,863	882,897	896,760	(76,260)	820,500
School Administration	575,773	787,482	876,590	1,087,892	(3,892)	1,084,000
Business Services	332,595	299,939	345,230	281,484	299,016	580,500
Maintenance & Operations	1,586,652	2,299,923	2,523,770	3,940,587	107,134	4,047,721
Transportation Services	0	4,012	0	10,000	(10,000)	0
Central Services	234,315	413,241	337,155	398,650	(56,650)	342,000
Other Services	0	0	0	0	0	0
<b>Total Expenditures</b>	7,671,992	9,251,769	10,660,391	12,451,098	840,123	13,291,221
<b>Other Financing Uses</b>						
Transfers Out	0	0	0	0	0	0
<b>Total Other Financing Uses</b>	0	0	0	0	0	0
<b>Surplus/(Deficit)</b>	695,433	(303,539)	668,406	(182,309)	8,309	(174,000)
<b>Fund Balances</b>						
Restricted - TABOR	248,352	270,138	320,258	340,000	10,000	350,000
All Other Fund Balance	2,569,180	2,243,855	2,862,141	2,260,902	(402,123)	1,858,779
<b>Total Fund Balance</b>	2,817,532	2,513,993	3,182,399	2,600,902	(392,123)	2,208,779
<b>Total Expenditures &amp; Fund Balance</b>				15,052,000	448,000	15,500,000
<b>Total Appropriation</b>				\$15,052,000		\$15,500,000

**Monument Academy**  
**Supplemental Budget**  
**Preschool Fund**  
**FY 2022/23**

	Actuals FY 19-20	Actuals FY 20-21	Actuals FY 21-22	Revised FY 22-23	Change	Supplemental FY 22-23
<b>Beginning Fund Balance</b>						
Fund Balance	21,496	54,578	85,186	54,578	22,022	76,600
<b>Total Beginning Fund Balance</b>	21,496	54,578	85,186	54,578	22,022	76,600
<b>Revenues</b>						
Allocations from General Fund	0	0	0	0	0	0
Other Revenue	235,281	313,295	309,337	322,150	177,850	500,000
<b>Total Revenues</b>	235,281	313,295	309,337	322,150	177,850	500,000
<b>Total Resources Available</b>	256,777	367,873	394,523	376,728	199,872	576,600
<b>Preschool Expenditures</b>						
Salaries	152,687	190,032	210,479	216,936	33,064	250,000
Employee Benefits	45,515	60,675	71,964	77,802	22,198	100,000
Purchased Services	0	0	0	0	0	0
Purchased Property Services	0	30,000	30,000	30,000	0	30,000
General Instructional Supplies	3,997	1,980	5,480	2,500	27,500	30,000
Equipment & Technology	0	0	0	0	0	0
Indirect Costs	0	0	0	0	0	0
Contingency	0	0	0	0	90,000	90,000
<b>Total Expenditures</b>	202,199	282,687	317,923	327,238	172,762	500,000
<b>Surplus/(Deficit)</b>	33,082	30,608	(8,586)	(5,088)	5,088	0
<b>Fund Balances</b>						
Fund Balance	54,578	85,186	76,600	49,490	27,110	76,600
<b>Total Ending Fund Balance</b>	54,578	85,186	76,600	49,490	27,110	76,600
<b>Total Expenditures &amp; Fund Balance</b>				376,728	199,872	576,600
<b>Total Appropriation</b>				\$ 376,728		\$ 576,600

**Monument Academy**  
**Supplemental Budget**  
**Facilities Corp Fund**  
**FY 2022/23**

	Actuals FY 19-20	Actuals FY 20-21	Actuals FY 21-22	Revised FY 22-23	Change	Supplemental FY 22-23
<b>Beginning Fund Balance</b>						
Fund Balance	1,520,651	1,543,177	1,554,167	1,543,177	18,197	1,561,374
<b>Total Beginning Fund Balance</b>	1,520,651	1,543,177	1,554,167	1,543,177	18,197	1,561,374
<b>Revenues</b>						
Local Revenue	943,464	930,628	929,844	931,357	68,643	1,000,000
State Revenue	0	0	0	0	0	0
Other Revenue	0	0	0	0	0	0
<b>Total Revenues</b>	943,464	930,628	929,844	931,357	68,643	1,000,000
<b>Total Resources Available</b>	2,464,115	2,473,805	2,484,011	2,474,534	86,840	2,561,374
<b>Expenditures</b>						
011X Salaries	0	0	0	0	0	0
02XX Employee Benefits	0	0	0	0	0	0
03XX Professional Services	0	0	0	0	80,000	80,000
04XX Property Services	0	0	0	0	0	0
05XX Other Services	0	0	0	0	0	0
06XX Supplies & Materials	0	0	0	0	0	0
07XX Equipment	0	0	0	0	0	0
08XX Other Objects	520,938	504,638	487,638	504,638	(54,638)	450,000
09XX Other Uses	400,000	415,000	435,000	415,000	55,000	470,000
<b>Total Expenditures</b>	920,938	919,638	922,638	919,638	80,362	1,000,000
<b>Surplus/(Deficit)</b>	22,526	10,990	7,206	11,719	(11,719)	0
<b>Fund Balances</b>						
Fund Balance	1,543,177	1,554,167	1,561,373	1,554,896	6,478	1,561,374
<b>Total Ending Fund Balance</b>	1,543,177	1,554,167	1,561,373	1,554,896	6,478	1,561,374
<b>Total Expenditures &amp; Fund Balance</b>				2,474,534	86,840	2,561,374
<b>Total Appropriation</b>				\$ 2,474,534		\$2,561,374

**Monument Academy**

**Supplemental Budget**

**Foundation Fund**

**FY 2022/23**

	Actuals FY 19-20	Actuals FY 20-21	Actuals FY 21-22	Revised FY 22-23	Change	Supplemental FY 22-23
<b>Beginning Fund Balance</b>						
Fund Balance	(115,058)	6,904,511	1,903,861	1,894,575	(713,887)	1,180,688
<b>Total Beginning Fund Balance</b>	(115,058)	6,904,511	1,903,861	1,894,575	(713,887)	1,180,688
<b>Revenues</b>						
Local Revenue	333,833	4,989	728,565	1,832,438	167,562	2,000,000
State Revenue	0	0	0	0	0	0
Other Revenue	28,950,000	0	0	0	0	0
<b>Total Revenues</b>	29,283,833	4,989	728,565	1,832,438	167,562	2,000,000
<b>Total Resources Available</b>	29,168,775	6,909,500	2,632,426	3,727,013	(546,325)	3,180,688
<b>Expenditures</b>						
011X Salaries	0	0	0	0	0	0
02XX Employee Benefits	0	0	0	0	0	0
03XX Professional Services	48,083	392	13	500	164,500	165,000
04XX Property Services	0	0	0	0	0	0
05XX Other Services	0	0	0	0	0	0
06XX Supplies & Materials	0	0	0	0	0	0
07XX Equipment	20,168,348	3,553,810	0	0	0	0
08XX Other Objects	2,047,833	1,451,437	1,451,725	1,451,438	3,562	1,455,000
09XX Other Uses	0	0	0	380,000	0	380,000
<b>Total Expenditures</b>	22,264,264	5,005,639	1,451,738	1,831,938	168,062	2,000,000
<b>Surplus/(Deficit)</b>	7,019,569	(5,000,650)	(723,173)	500	(500)	0
<b>Fund Balances</b>						
Fund Balance	6,904,511	1,903,861	1,180,688	1,895,075	(714,387)	1,180,688
<b>Total Ending Fund Balance</b>	6,904,511	1,903,861	1,180,688	1,895,075	(714,387)	1,180,688
<b>Total Expenditures &amp; Fund Balance</b>				3,727,013	(546,325)	3,180,688
<b>Total Appropriation</b>				\$ 1,831,938		\$3,180,688

**Monument Academy**


**Supplemental Budget**

**Pupil Activity Fund**

**FY 2022/23**

	Actuals FY 19-20	Actuals FY 20-21	Actuals FY 21-22	Revised FY 22-23	Change	Supplemental FY 22-23
<b>Beginning Fund Balance</b>						
Fund Balance	81,477	81,477	98,882	123,144	0	123,144
<b>Total Beginning Fund Balance</b>	81,477	81,477	98,882	123,144	0	123,144
<b>Revenues</b>						
Local Revenue		88,283	326,423	240,000	260,000	500,000
State Revenue		0	0	0	0	0
Allocations from General Fund		0	0	0	0	0
<b>Total Revenues</b>	0	88,283	326,423	240,000	260,000	500,000
<b>Total Resources Available</b>	81,477	169,760	425,305	363,144	260,000	623,144
<b>Expenditures</b>						
03XX Professional Services		0	0	0	0	0
04XX Property Services		0	0	0	0	0
05XX Other Services		0	0	0	0	0
06XX Supplies & Materials		70,878	302,161	0	0	0
07XX Equipment		0	0	0	0	0
08XX Other Objects		0	0	240,000	260,000	500,000
09XX Other Uses		0	0	0	0	0
<b>Total Expenditures</b>	0	70,878	302,161	240,000	260,000	500,000
<b>Surplus/(Deficit)</b>	0	17,405	24,262	0	0	0
<b>Fund Balances</b>						
Fund Balance	81,477	98,882	123,144	123,144	0	123,144
<b>Total Ending Fund Balance</b>	81,477	98,882	123,144	123,144	0	123,144
<b>Total Expenditures &amp; Fund Balance</b>				363,144	260,000	623,144
<b>Fund Balance, End of Year</b>				\$ -	\$ -	\$ -
<b>Total Appropriation</b>				\$363,144		\$623,144

# Supplemental Information



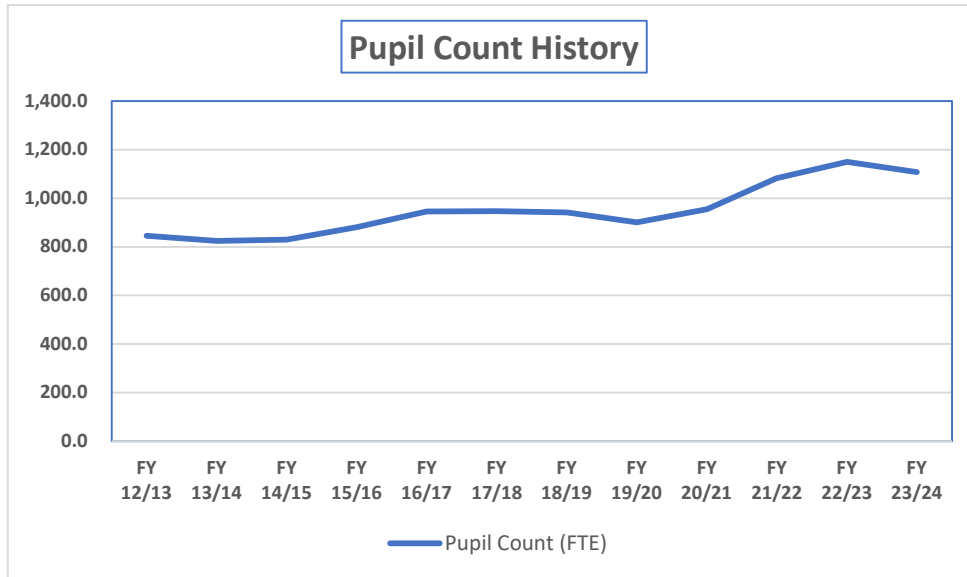
**Monument Academy**

**Supplemental Budget**

**Pupil Count History**

**FY 2022/23**

Fiscal Year	Pupil Count (FTE)	Pupil Count Chg
FY 22/23 (Final)	1,107.5	(42.5)
FY 22/23 (Proj)	1,150.0	67.0
FY 21/22	1,083.0	128.0
FY 20/21	955.0	54.0
FY 19/20	901.0	(40.0)
FY 18/19	941.0	(6.0)
FY 17/18	947.0	1.0
FY 16/17	946.0	64.0
FY 15/16	882.0	52.0
FY 14/15	830.0	6.0
FY 13/14	824.0	(22.0)
FY 12/13	846.0	N/A



**Monument Academy**  
**Supplemental Budget**  
**Debt Amortization Schedule**  
**FY 2022/23**

Pymt Date	Charter Refunding Bonds - 2014			Charter Bonds - 2019			Totals		
	Principal	Interest	Balance	Principal	Interest	Balance	Principal	Interest	Balance
4/1/2015		159,725.63	14,265,000.00					159,725.63	14,265,000.00
10/1/2015	215,000.00	281,868.75	14,050,000.00				215,000.00	281,868.75	14,050,000.00
4/1/2016		279,718.75	14,050,000.00					279,718.75	14,050,000.00
10/1/2016	370,000.00	279,718.75	13,680,000.00				370,000.00	279,718.75	13,680,000.00
4/1/2017		276,018.75	13,680,000.00					276,018.75	13,680,000.00
10/1/2017	380,000.00	276,018.75	13,300,000.00				380,000.00	276,018.75	13,300,000.00
4/1/2018		270,318.75	13,300,000.00					270,318.75	13,300,000.00
10/1/2018	390,000.00	270,318.75	12,910,000.00				390,000.00	270,318.75	12,910,000.00
4/1/2019		264,468.75	12,910,000.00			28,950,000.00		264,468.75	41,860,000.00
10/1/2019	400,000.00	264,468.75	12,510,000.00		572,517.26	28,950,000.00	400,000.00	836,986.01	41,460,000.00
4/1/2020		256,468.75	12,510,000.00		725,718.75	28,950,000.00	0.00	982,187.50	41,460,000.00
10/1/2020	415,000.00	256,468.75	12,095,000.00		725,718.75	28,950,000.00	415,000.00	982,187.50	41,045,000.00
4/1/2021		248,168.75	12,095,000.00		725,718.75	28,950,000.00	0.00	973,887.50	41,045,000.00
10/1/2021	435,000.00	248,168.75	11,660,000.00		725,718.75	28,950,000.00	435,000.00	973,887.50	40,610,000.00
4/1/2022		239,468.75	11,660,000.00		725,718.75	28,950,000.00	0.00	965,187.50	40,610,000.00
10/1/2022	450,000.00	239,468.75	11,210,000.00		725,718.75	28,950,000.00	450,000.00	965,187.50	40,160,000.00
4/1/2023		230,468.75	11,210,000.00	380,000.00	725,718.75	28,570,000.00	380,000.00	956,187.50	39,780,000.00
10/1/2023	470,000.00	230,468.75	10,740,000.00		714,250.00	28,570,000.00	470,000.00	944,718.75	39,310,000.00
4/1/2024		221,068.75	10,740,000.00	405,000.00	714,250.00	28,165,000.00	405,000.00	935,318.75	38,905,000.00
10/1/2024	490,000.00	221,068.75	10,250,000.00		704,125.00	28,165,000.00	490,000.00	925,193.75	38,415,000.00
4/1/2025		211,268.75	10,250,000.00	425,000.00	704,125.00	27,740,000.00	425,000.00	915,393.75	37,990,000.00
10/1/2025	505,000.00	211,268.75	9,745,000.00		693,509.00	27,740,000.00	505,000.00	904,777.75	37,485,000.00
4/1/2026		198,643.75	9,745,000.00	27,740,000.00	693,486.00	0.00	27,740,000.00	892,129.75	9,745,000.00
10/1/2026	530,000.00	198,643.75	9,215,000.00				530,000.00	198,643.75	9,215,000.00
4/1/2027		190,031.25	9,215,000.00				0.00	190,031.25	9,215,000.00
10/1/2027	550,000.00	190,031.25	8,665,000.00				550,000.00	190,031.25	8,665,000.00
4/1/2028		180,750.00	8,665,000.00				0.00	180,750.00	8,665,000.00
10/1/2028	570,000.00	180,750.00	8,095,000.00				570,000.00	180,750.00	8,095,000.00
4/1/2029		170,418.75	8,095,000.00				0.00	170,418.75	8,095,000.00
10/1/2029	590,000.00	170,418.75	7,505,000.00				590,000.00	170,418.75	7,505,000.00
4/1/2030		159,725.00	7,505,000.00				0.00	159,725.00	7,505,000.00
10/1/2030	610,000.00	159,725.00	6,895,000.00				610,000.00	159,725.00	6,895,000.00
4/1/2031		144,475.00	6,895,000.00				0.00	144,475.00	6,895,000.00
10/1/2031	640,000.00	144,475.00	6,255,000.00				640,000.00	144,475.00	6,255,000.00
4/1/2032		128,475.00	6,255,000.00				0.00	128,475.00	6,255,000.00
10/1/2032	675,000.00	128,475.00	5,580,000.00				675,000.00	128,475.00	5,580,000.00
4/1/2033		111,600.00	5,580,000.00				0.00	111,600.00	5,580,000.00
10/1/2033	705,000.00	111,600.00	4,875,000.00				705,000.00	111,600.00	4,875,000.00
4/1/2034		97,500.00	4,875,000.00				0.00	97,500.00	4,875,000.00
10/1/2034	735,000.00	97,500.00	4,140,000.00				735,000.00	97,500.00	4,140,000.00
4/1/2035		82,800.00	4,140,000.00				0.00	82,800.00	4,140,000.00
10/1/2035	765,000.00	82,800.00	3,375,000.00				765,000.00	82,800.00	3,375,000.00
4/1/2036		67,500.00	3,375,000.00				0.00	67,500.00	3,375,000.00
10/1/2036	795,000.00	67,500.00	2,580,000.00				795,000.00	67,500.00	2,580,000.00
4/1/2037		51,600.00	2,580,000.00				0.00	51,600.00	2,580,000.00
10/1/2037	825,000.00	51,600.00	1,755,000.00				825,000.00	51,600.00	1,755,000.00
4/1/2038		35,100.00	1,755,000.00				0.00	35,100.00	1,755,000.00
10/1/2038	860,000.00	35,100.00	895,000.00				860,000.00	35,100.00	895,000.00
4/1/2039		17,900.00	895,000.00				0.00	17,900.00	895,000.00
10/1/2039	895,000.00	17,900.00	0.00				895,000.00	17,900.00	0.00
<b>Totals</b>	<b>\$14,265,000.00</b>	<b>\$8,709,506.88</b>	<b>\$22,974,506.88</b>	<b>\$28,950,000.00</b>	<b>\$9,876,293.51</b>	<b>\$38,826,293.51</b>	<b>\$43,215,000.00</b>	<b>\$18,585,800.39</b>	<b>\$61,800,800.39</b>

# School Budgets



**Monument Academy****Budget by School (\$)****FY 2022/23**

Enrollment	628.5	479.0	1,107.50
	MA Elem	MA Secondary	Total
<b>Revenues:</b>			
Property Taxes - MLO	393,212	300,000	693,212
Earnings on Investments	30,107	50,000	80,107
Instructional Materials Fees	100,000	130,000	230,000
Community Services Fees	30,000	0	30,000
Other Local Revenues	350,000	400,000	750,000
Total Local Revenues	903,319	880,000	1,783,319
Per-Pupil Funding	5,702,902	4,346,000	10,048,902
Capital Construction Funds	125,000	250,000	375,000
Education of the Handicapped	0	0	0
English Language Proficiency	10,000	0	10,000
READ Act Revenue	25,000	0	25,000
Gifted & Talented	15,000	0	15,000
On-Behalf Payment	50,000	0	50,000
Other State Revenue	60,000	0	60,000
Total State Revenues	5,987,902	4,596,000	10,583,902
Other Federal Revenue	350,000	0	350,000
CARES Relief Funds	0	0	0
ESSER Relief Funds	0	400,000	400,000
Total Federal Revenues	350,000	400,000	750,000
<b>Total Revenues</b>	<b>7,241,221</b>	<b>5,876,000</b>	<b>13,117,221</b>
<b>Expenditures:</b>			
<b>Instruction (1000s)</b>			
Salaries	2,200,000	1,400,000	3,600,000
Employee Benefits	800,000	450,000	1,250,000
Purch Svcs	100,000	3,500	103,500
Other Exp	1,000	1,000	2,000
Supplies & Materials	190,000	125,000	315,000
Capital Outlay	0	0	0
Total Instruction	3,291,000	1,979,500	5,270,500
<b>Special Education (1700s)</b>			
Salaries	190,000	65,000	255,000
Employee Benefits	55,000	15,000	70,000
Purch Svcs	68,000	15,000	83,000
Other Exp	0	0	0
Supplies & Materials	2,000	1,000	3,000
Capital Outlay	0	0	0
Total Special Education	315,000	96,000	411,000
<b>Athletics/Co-Curricular (1800s)</b>			
Salaries	0	70,000	70,000
Employee Benefits	0	20,000	20,000
Purch Svcs	0	0	0
Other Exp	0	0	0
Supplies & Materials	0	0	0
Capital Outlay	0	0	0
Total Athletics/Co-Curricular	0	90,000	90,000

**Monument Academy****Budget by School (\$)****FY 2022/23**

Enrollment	628.5	479.0	1,107.50
	MA Elem	MA Secondary	Total

**Pupil Support Svcs**

Salaries	110,000	150,000	260,000
Employee Benefits	35,000	35,000	70,000
Purch Svcs	40,000	1,000	41,000
Other Exp	0	0	0
Supplies & Materials	5,000	1,000	6,000
Capital Outlay	0	0	0
Total Pupil Services	190,000	187,000	377,000

**Instr Staff Services**

Salaries	100,000	72,000	172,000
Employee Benefits	35,000	18,000	53,000
Purch Svcs	0	0	0
Other Exp	0	0	0
Supplies & Materials	40,000	3,000	43,000
Capital Outlay	0	0	0
Total Instructional Staff Services	175,000	93,000	268,000

**General Administration**

Salaries	32,000	25,000	57,000
Employee Benefits	8,000	6,000	14,000
Purch Svcs	70,000	75,000	145,000
Other Exp	350,000	250,000	600,000
Supplies & Materials	2,000	2,500	4,500
Capital Outlay	0	0	0
Dues & Fees	0	0	0
Total General Administration	462,000	358,500	820,500

**School Administration**

Salaries	300,000	470,000	770,000
Employee Benefits	100,000	135,000	235,000
Purch Svcs	10,000	15,000	25,000
Other Exp	20,000	20,000	40,000
Supplies & Materials	0	2,000	2,000
Capital Outlay	0	0	0
Dues & Fees	8,000	4,000	12,000
Total School Administration	438,000	646,000	1,084,000

**Business Services**

Salaries	150,000	200,000	350,000
Employee Benefits	50,000	50,000	100,000
Purch Svcs	80,000	50,000	130,000
Other Exp	0	0	0
Supplies & Materials	500	0	500
Capital Outlay	0	0	0
Total Business Services	280,500	300,000	580,500

**Facilities**

Salaries	95,000	40,000	135,000
Employee Benefits	30,000	10,000	40,000
Purch Svcs	8,000	14,000	22,000
Purch Property Svcs	1,500,000	15,000	1,515,000
Other Exp	27,000	1,800,000	1,827,000
Supplies & Materials	129,000	100,000	229,000
Capital Outlay	35,000	200,000	235,000
Capital Lease	44,721		44,721
Total Facilities	1,868,721	2,179,000	4,047,721

**Monument Academy****Budget by School (\$)****FY 2022/23**

Enrollment	628.5	479.0	1,107.50
	MA Elem	MA Secondary	Total

**Central Services**

Salaries	0	17,000	17,000
Employee Benefits	3,000	7,000	10,000
Purch Svcs	75,000	70,000	145,000
Other Exp	55,000	0	55,000
Supplies & Materials	80,000	24,000	104,000
Capital Outlay	8,000	3,000	11,000
Total Central Services	221,000	121,000	342,000

**Middle School Allocations**

Instructional Staff Services (2200's)			0
General Administration (2300's)			0
Business Services (2500's)			0
Facilities & Operations (2600's)			0
Central Services			0
Total Middle School Allocations	0	0	0

**Total Budget**

<b>\$7,241,221</b>	<b>\$6,050,000</b>	<b>\$13,291,221</b>
--------------------	--------------------	---------------------

**Net Income (Deficit)**

<b>\$0</b>	<b>-\$174,000</b>	<b>-\$174,000</b>
------------	-------------------	-------------------

<b>Summary by Object</b>	<b>MA Elem</b>	<b>MA High</b>	<b>Total</b>
Salaries	3,177,000	2,509,000	5,686,000
Employee Benefits	1,116,000	746,000	1,862,000
Purch Svcs	451,000	243,500	694,500
Purch Prof Svcs	1,500,000	15,000	1,515,000
Other Exp	453,000	2,071,000	2,524,000
Supplies & Materials	448,500	258,500	707,000
Capital Outlay	43,000	203,000	246,000
Dues & Fees	8,000	4,000	12,000
Capital Lease	44,721	0	44,721
Middle School Allocations	0	0	0
Total Expenditures by Object	<b>\$7,241,221</b>	<b>\$6,050,000</b>	<b>\$13,291,221</b>

**Monument Academy**  
**Monument Academy Elementary**  
**Budget by School (\$)**  
**FY 2022/23**

Enrollment		FY 21/22	FY 22/23	FY 22/23
628.5		Audit	Budget	Suppl Budget
<b>Revenues</b>				
Property Taxes - MLO		362,628	359,375	393,212
Tuition		0	0	0
Earnings on Investments		9,044	15,916	30,107
Instructional Materials Fees		91,041	104,375	100,000
Community Services Fees		30,000	30,000	30,000
Other Local Revenues		92,301	37,000	350,000
Total Local Revenues		585,014	546,666	903,319
Per-Pupil Funding		5,319,729	5,698,628	5,702,902
Capital Construction Funds		259,319	212,500	125,000
Education of the Handicapped		0	0	0
English Language Proficiency		0	9,847	10,000
READ Act Revenue		24,925	25,044	25,000
Gifted & Talented		0	13,749	15,000
On-Behalf Payment		0	0	50,000
Other State Revenue		0	0	60,000
Total State Revenues		5,603,973	5,959,768	5,987,902
Other Federal Revenue		3,514	13,000	350,000
CARES Relief Funds		0	0	0
ESSER Relief Funds		314,672	0	0
Total Federal Revenues		318,186	13,000	350,000
		\$6,507,173	\$6,519,434	\$7,241,221
<b>Instruction (1000s)</b>				
Salaries		1,776,978	1,842,764	2,200,000
Employee Benefits		637,566	656,379	800,000
Purch Svcs		96,627	53,550	100,000
Other Exp		876	2,625	1,000
Supplies & Materials		131,249	115,401	190,000
Capital Outlay		0	27,289	0
Total Instruction		2,643,296	2,698,007	3,291,000
<b>Special Education (1700s)</b>				
Salaries		106,025	158,868	190,000
Employee Benefits		45,607	52,746	55,000
Purch Svcs		48,165	45,000	68,000
Other Exp		368	625	0
Supplies & Materials		1,220	4,836	2,000
Capital Outlay		0	0	0
Total Special Education		201,385	262,075	315,000
<b>Athletics/Co-Curricular (1800s)</b>				
Salaries		1,750	25,711	0
Employee Benefits		665	6,247	0
Purch Svcs		0	0	0
Other Exp		0	0	0
Supplies & Materials		0	0	0
Capital Outlay		0	0	0
Total Athletics/Cocurricular		2,415	31,958	0

**Monument Academy**  
**Monument Academy Elementary**  
**Budget by School (\$)**  
**FY 2022/23**

Enrollment	FY 21/22	FY 22/23	FY 22/23
628.5	Audit	Budget	Suppl Budget
<b>Pupil Support Svcs</b>			
Salaries	94,170	169,205	110,000
Employee Benefits	24,645	46,838	35,000
Purch Svcs	46,781	36,000	40,000
Other Exp	0	0	0
Supplies & Materials	1,691	2,901	5,000
Capital Outlay	0	0	0
Total Pupil Services	167,287	254,944	190,000
<b>Instr Staff Services</b>			
Salaries	80,145	95,285	100,000
Employee Benefits	25,904	27,749	35,000
Purch Svcs	0	6,695	0
Other Exp	0	0	0
Supplies & Materials	19,857	14,144	40,000
Capital Outlay	0	0	0
Total Instructional Staff Services	125,906	143,873	175,000
<b>General Administration</b>			
Salaries	67,200	67,073	32,000
Employee Benefits	18,597	18,667	8,000
Purch Svcs	65,936	34,361	70,000
Other Exp	352,696	365,842	350,000
Supplies & Materials	3,507	5,078	2,000
Capital Outlay	0	0	0
Dues & Fees	0	0	0
Total General Administration	507,936	491,021	462,000
<b>School Administration</b>			
Salaries	260,683	355,339	300,000
Employee Benefits	94,682	116,617	100,000
Purch Svcs	38,243	5,500	10,000
Other Exp	29,346	37,500	20,000
Supplies & Materials	0	97	0
Capital Outlay	0	0	0
Dues & Fees	8,940	7,500	8,000
Total School Administration	431,894	522,553	438,000
<b>Business Services</b>			
Salaries	138,330	110,045	150,000
Employee Benefits	38,809	35,167	50,000
Purch Svcs	9,883	9,838	80,000
Other Exp	0	0	0
Supplies & Materials	0	242	500
Capital Outlay	0	0	0
Total Business Services	187,022	155,292	280,500

**Monument Academy**  
**Monument Academy Elementary**  
**Budget by School (\$)**  
**FY 2022/23**

	Enrollment	FY 21/22 Audit	FY 22/23 Budget	FY 22/23 Suppl Budget
	628.5			
<b>Facilities/Transportation</b>				
Salaries		117,592	89,780	95,000
Employee Benefits		33,557	25,806	30,000
Purch Svcs		6,750	7,050	8,000
Other Exp		27,397	24,000	27,000
Purch Prof Svcs/Utilities		1,169,970	1,227,426	1,500,000
Supplies & Materials		144,384	125,565	129,000
Capital Outlay		2,664	25,500	35,000
Capital Lease		0	0	44,721
Total Facilities		1,502,314	1,525,127	1,868,721
<b>Central Services</b>				
Salaries		2,583	22,537	0
Employee Benefits		7,150	12,130	3,000
Purch Svcs		32,601	46,000	75,000
Other Exp		57,411	63,500	55,000
Supplies & Materials		25,552	22,000	80,000
Capital Outlay		48,834	50,000	8,000
Total Central Services		174,131	216,167	221,000
<b>Total Expenditures</b>		<b>\$5,943,586</b>	<b>\$6,301,017</b>	<b>\$7,241,221</b>
<b>Net Income</b>		<b>\$563,587</b>	<b>\$218,417</b>	<b>(\$0)</b>
<b>Summary by Object</b>				
Salaries		2,645,456	2,936,606	3,177,000
Employee Benefits		927,182	998,346	1,116,000
Purch Svcs		344,986	243,994	451,000
Purch Prof Svcs		1,169,970	1,227,426	1,500,000
Other Exp		468,094	494,092	453,000
Supplies & Materials		327,460	290,264	448,500
Capital Outlay		51,498	102,789	43,000
Dues & Fees/Capital Lease		8,940	7,500	52,721
Total Central Services		<b>\$5,943,586</b>	<b>\$6,301,017</b>	<b>\$7,241,221</b>

**Monument Academy**  
**Monument Academy Secondary**  
**Budget by School (\$)**  
**FY 2022/23**

	Enrollment	FY 21/22	FY 22/23	FY 23/24
	479.00	Audit	Budget	Budget
<b>Revenues</b>				
Property Taxes - MLO		266,339	301,875	300,000
Tuition		0	0	0
Earnings on Investments		6,723	11,176	50,000
Instructional Materials Fees		127,364	149,625	130,000
Community Services Fees		0	0	0
Other Local Revenues		65,936	343,000	400,000
Total Local Revenues		466,362	805,676	880,000
Per-Pupil Funding		3,915,479	4,786,848	4,346,000
Capital Construction Funds		0	178,500	250,000
Education of the Handicapped		0	0	0
English Language Proficiency		0	0	0
READ Act Revenue		0	0	0
Gifted & Talented		0	0	0
On-Behalf Payment		0	0	0
Other State Revenue		154,893	0	0
Total State Revenues		4,070,372	4,965,348	4,596,000
Other Federal Revenue		0	0	0
CARES Relief Funds		0	0	0
ESSER Relief Funds		284,890	0	400,000
Total Federal Revenues		284,890	0	400,000
		\$4,821,624	\$5,771,024	\$5,876,000
<b>Instruction (1000s)</b>				
Salaries		1,352,673	1,412,259	1,400,000
Employee Benefits		395,589	500,478	450,000
Purch Svcs		36,104	6,500	3,500
Other Exp		1,019	3,125	1,000
Supplies & Materials		209,040	89,910	125,000
Capital Outlay		0	0	0
Total Instruction		1,994,425	2,012,272	1,979,500
<b>Special Education (1700s)</b>				
Salaries		176,354	110,878	65,000
Employee Benefits		55,886	36,946	15,000
Purch Svcs		6,646	45,000	15,000
Other Exp		246	625	0
Supplies & Materials		1,101	4,169	1,000
Capital Outlay		0	0	0
Total Special Education		240,233	197,618	96,000
<b>Athletics/Co-Curricular (1800s)</b>				
Salaries		37,500	20,289	70,000
Employee Benefits		8,994	4,787	20,000
Purch Svcs		0	0	0
Other Exp		0	0	0
Supplies & Materials		0	0	0
Capital Outlay		0	0	0
Total Athletics/Cocurricular		46,494	25,076	90,000

**Monument Academy**  
**Monument Academy Secondary**  
**Budget by School (\$)**  
**FY 2022/23**

Enrollment	FY 21/22 Audit	FY 22/23 Budget	FY 23/24 Budget
<b>479.00</b>			
<b>Pupil Support Svcs</b>			
Salaries	134,069	97,060	150,000
Employee Benefits	33,772	29,649	35,000
Purch Svcs	0	20,000	1,000
Other Exp	0	0	0
Supplies & Materials	1,243	3,034	1,000
Capital Outlay	0	0	0
Total Pupil Services	169,084	149,743	187,000
<b>Instr Staff Services</b>			
Salaries	41,839	31,905	72,000
Employee Benefits	9,281	7,290	18,000
Purch Svcs	0	6,465	0
Other Exp	0	0	0
Supplies & Materials	10,326	14,501	3,000
Capital Outlay	0	0	0
Total Instructional Staff Services	61,446	60,161	93,000
<b>General Administration</b>			
Salaries	52,800	52,927	25,000
Employee Benefits	14,612	14,730	6,000
Purch Svcs	46,317	27,263	75,000
Other Exp	260,174	301,282	250,000
Supplies & Materials	1,058	4,377	2,500
Capital Outlay	0	0	0
Dues & Fees	0	0	0
Total General Administration	374,961	400,579	358,500
<b>School Administration</b>			
Salaries	275,513	392,790	470,000
Employee Benefits	80,733	123,766	135,000
Purch Svcs	40,137	5,500	15,000
Other Exp	18,373	37,500	20,000
Supplies & Materials	0	83	2,000
Capital Outlay	0	0	0
Dues & Fees	6,348	5,700	4,000
Total School Administration	421,104	565,339	646,000
<b>Business Services</b>			
Salaries	116,916	86,835	200,000
Employee Benefits	32,404	27,750	50,000
Purch Svcs	8,888	11,400	50,000
Other Exp	0	0	0
Supplies & Materials	0	207	0
Capital Outlay	0	0	0
Total Business Services	158,208	126,192	300,000

**Monument Academy**  
**Monument Academy Secondary**  
**Budget by School (\$)**  
**FY 2022/23**

Enrollment	FY 21/22	FY 22/23	FY 23/24
479.00	Audit	Budget	Budget
<b>Facilities &amp; Transportation</b>			
Salaries	71,261	82,920	40,000
Employee Benefits	15,991	24,238	10,000
Purch Svcs	15,935	6,800	14,000
Other Exp	23,120	25,000	15,000
Purch Prof Svcs/Utilities	677,999	2,115,998	1,800,000
Supplies & Materials	109,111	105,504	100,000
Capital Outlay	108,173	65,000	200,000
Total Facilities & Transportation	1,021,590	2,425,460	2,179,000
<b>Central Services</b>			
Salaries	25,268	17,783	17,000
Employee Benefits	6,214	7,783	7,000
Purch Svcs	32,599	46,000	70,000
Other Exp	36,745	37,916	0
Supplies & Materials	18,569	60,000	24,000
Capital Outlay	43,631	5,000	3,000
Total Central Services	163,026	174,483	121,000
<b>Middle School Allocations</b>			
Instructional Staff Services (2200's)			
General Administration (2300's)			
Business Services (2500's)			
Facilities & Operations (2600's)			
Central Services			
Total Middle School Allocations	0	0	0
<b>Total Expenditures</b>	<b>\$4,650,571</b>	<b>\$6,136,923</b>	<b>\$6,050,000</b>
<b>Net Income</b>	<b>\$171,053</b>	<b>(\$365,899)</b>	<b>(\$174,000)</b>
<b>Summary by Object</b>			
Salaries	2,284,193	2,305,646	2,509,000
Employee Benefits	653,476	777,417	746,000
Purch Svcs	186,626	174,928	243,500
Purch Prof Svcs	677,999	2,115,998	1,800,000
Other Exp	339,677	405,448	286,000
Supplies & Materials	350,448	281,785	258,500
Capital Outlay	151,804	70,000	203,000
Dues & Fees	6,348	5,700	4,000
Middle School Allocations	0	0	0
Total Central Services	\$4,650,571	\$6,136,923	\$6,050,000

## FY2022-2023 UNIFORM BUDGET SUMMARY

<b>Monument Academy Charter School</b> <b>District Code: El Paso Cty, Lewis Palmer D-38</b> <b>Adopted Budget</b> <b>Adopted: June XX, 2023</b> <b>Budgeted Pupil Count: 1,107.5</b>							
	<b>Object Source</b>	<b>11 Charter School Fund</b>	<b>26 Preschool Fund</b>	<b>23 Pupil Activity</b>	<b>52 Building Corp</b>	<b>53 Foundation</b>	<b>TOTAL</b>
<b>Beginning Fund Balance</b>		2,382,779	76,600	123,144	1,561,374	1,180,688	7,707,364
<b>Revenues</b>							
Local Sources	1000 - 1999	1,783,319	500,000	500,000	1,000,000	2,000,000	7,566,638
Intermediate Sources	2000 - 2999						-
State Sources	3000 - 3999	10,583,902		-			21,167,803
Federal Sources	4000 - 4999	750,000					1,500,000
<b>Total Revenues</b>		<b>13,117,221</b>	<b>500,000</b>	<b>500,000</b>	<b>1,000,000</b>	<b>2,000,000</b>	<b>30,234,441</b>
<b>Total Beginning Fund Balance and Reserves</b>		<b>15,500,000</b>	<b>576,600</b>	<b>623,144</b>	<b>2,561,374</b>	<b>3,180,688</b>	<b>37,941,805</b>
Total Allocations To/From Other Funds	5800		-				-
Transfers To/From Other Funds	5200 - 5300						-
Other Sources	5500,5900,						-
<b>Available Beginning Fund Balance &amp; Revenues</b>		<b>15,500,000</b>	<b>576,600</b>	<b>623,144</b>	<b>2,561,374</b>	<b>3,180,688</b>	<b>37,941,805</b>
<b>Expenditures</b>							
<b>Instruction - Program 0010 to 2099</b>							
Salaries	0100	3,925,000	250,000				8,100,000
Employee Benefits, including object 0280	0200	1,340,000	100,000				2,780,000
Purchased Services	0500	188,500	30,000	-			407,000
Supplies and Materials	0600	318,000	30,000	-			666,000
Property	0700	-	-	-			-
Other	0800, 0900	-		500,000			500,000
<b>Total Instruction</b>		<b>5,771,500</b>	<b>410,000</b>	<b>500,000</b>	<b>-</b>	<b>-</b>	<b>12,453,000</b>
<b>Supporting Services</b>							
<b>Students - Program 2100</b>							
Salaries	0100	260,000					520,000
Employee Benefits, including object 0280	0200	70,000					140,000
Purchased Services	0500	41,000					82,000
Supplies and Materials	0600	6,000					12,000
Property	0700	-					-
Other	0800, 0900	-					-
<b>Total Students</b>		<b>377,000</b>	<b>-</b>	<b>-</b>	<b>-</b>	<b>-</b>	<b>754,000</b>
<b>Instructional Staff - Program 2200</b>							
Salaries	0100	172,000					344,000
Employee Benefits, including object 0280	0200	53,000					106,000
Purchased Services	0500	-					-
Supplies and Materials	0600	43,000					86,000
Property	0700	-					-
Other	0800, 0900	-	90,000				90,000
<b>Total Instructional Staff</b>		<b>268,000</b>	<b>90,000</b>	<b>-</b>	<b>-</b>	<b>-</b>	<b>626,000</b>
<b>General Administration - Program 2300,</b>							
Salaries	0100	57,000					114,000
Employee Benefits, including object 0280	0200	14,000					28,000
Purchased Services	0500	745,000					1,490,000
Supplies and Materials	0600	4,500					9,000
Property	0700	-					-
Other	0800, 0900	-					-
<b>Total School Administration</b>		<b>820,500</b>	<b>-</b>	<b>-</b>	<b>-</b>	<b>-</b>	<b>1,641,000</b>
<b>School Administration - Program 2400</b>							
Salaries	0100	770,000					1,540,000
Employee Benefits, including object 0280	0200	235,000					470,000
Purchased Services	0500	65,000					130,000
Supplies and Materials	0600	2,000					4,000
Property	0700	-					-
Other	0800, 0900	12,000					24,000
<b>Total School Administration</b>		<b>1,084,000</b>	<b>-</b>	<b>-</b>	<b>-</b>	<b>-</b>	<b>2,168,000</b>
<b>Business Services - Program 2500, including</b>							
Salaries	0100	350,000					700,000
Employee Benefits, including object 0280	0200	100,000					200,000
Purchased Services	0500	130,000					260,000
Supplies and Materials	0600	500					1,000
Property	0700	-					-
Other	0800, 0900	-					-
<b>Total Business Services</b>		<b>580,500</b>	<b>-</b>	<b>-</b>	<b>-</b>	<b>-</b>	<b>1,161,000</b>
<b>Operations and Maintenance - Program 2600</b>							
Salaries	0100	135,000					270,000
Employee Benefits, including object 0280	0200	40,000					80,000
Purchased Services	0500	3,364,000					6,728,000
Supplies and Materials	0600	229,000					458,000
Property	0700	235,000					470,000
Other	0800, 0900	44,721					89,442
<b>Total Operations and Maintenance</b>		<b>4,047,721</b>	<b>-</b>	<b>-</b>	<b>-</b>	<b>-</b>	<b>8,095,442</b>
<b>Student Transportation - Program 2700</b>							
Salaries	0100	-					-
Employee Benefits, including object 0280	0200	-					-
Purchased Services	0500	-					-
Supplies and Materials	0600	-					-
Property	0700	-					-

## FY2022-2023 UNIFORM BUDGET SUMMARY

<b>Monument Academy Charter School</b> <b>District Code: El Paso Cty, Lewis Palmer D-38</b> <b>Adopted Budget</b> <b>Adopted: June XX, 2023</b> <b>Budgeted Pupil Count: 1,107.5</b>							
	<b>Object Source</b>	<b>11 Charter School Fund</b>	<b>26 Preschool Fund</b>	<b>23 Pupil Activity</b>	<b>52 Building Corp</b>	<b>53 Foundation</b>	<b>TOTAL</b>
Other	0800, 0900	-	-	-	-	-	-
<b>Total Student Transportation</b>		-	-	-	-	-	-
<b>Central Support - Program 2800, including</b>							
Salaries	0100	17,000					34,000
Employee Benefits, including object 0280	0200	10,000					20,000
Purchased Services	0500	200,000			80,000	165,000	645,000
Supplies and Materials	0600	104,000					208,000
Property	0700	11,000					22,000
Other	0800, 0900	-			920,000	1,835,000	2,755,000
<b>Total Central Support</b>		342,000	-	-	1,000,000	2,000,000	3,684,000
<b>Other Support - Program 2900</b>							
Salaries	0100	-					-
Employee Benefits, including object 0280	0200	-					-
Purchased Services	0500	-					-
Supplies and Materials	0600	-					-
Property	0700	-					-
Other	0800, 0900	-					-
<b>Total Other Support</b>		-	-	-	-	-	-
<b>Food Service Operations - Program 3100</b>							
Salaries	0100	-					-
Employee Benefits, including object 0280	0200	-					-
Purchased Services	0500	-					-
Supplies and Materials	0600	-					-
Property	0700	-					-
Other	0800, 0900	-					-
<b>Total Other Support</b>		-	-	-	-	-	-
<b>Enterprise Operations - Program 3200</b>							
Salaries	0100	-					-
Employee Benefits, including object 0280	0200	-					-
Purchased Services	0500	-					-
Supplies and Materials	0600	-					-
Property	0700	-					-
Other	0800, 0900	-					-
<b>Total Enterprise Operations</b>		-	-	-	-	-	-
<b>Community Services - Program 3300</b>							
Salaries	0100	-					-
Employee Benefits, including object 0280	0200	-					-
Purchased Services	0500	-					-
Supplies and Materials	0600	-					-
Property	0700	-					-
Other	0800, 0900	-					-
<b>Total Community Services</b>		-	-	-	-	-	-
<b>Education for Adults - Program 3400</b>							
Salaries	0100	-					-
Employee Benefits, including object 0280	0200	-					-
Purchased Services	0500	-					-
Supplies and Materials	0600	-					-
Property	0700	-					-
Other	0800, 0900	-					-
<b>Total Education for Adults Services</b>		-	-	-	-	-	-
<b>Total Supporting Services</b>		7,519,721	90,000	-	1,000,000	2,000,000	18,129,442
<b>Property - Program 4000</b>							
Salaries	0100	-					-
Employee Benefits, including object 0280	0200	-					-
Purchased Services	0500	-					-
Supplies and Materials	0600	-					-
Property	0700	-					-
Other	0800, 0900	-					-
<b>Total Property</b>		-	-	-	-	-	-
<b>Other Uses - Program 5000s - including</b>							
Salaries	0100	-					-
Employee Benefits, including object 0280	0200	-					-
Purchased Services	0500	-					-
Supplies and Materials	0600	-					-
Property	0700	-					-
Other	0800, 0900	-					-
<b>Total Other Uses</b>		-	-	-	-	-	-
<b>Total Expenditures</b>		13,291,221	500,000	500,000	1,000,000	2,000,000	30,582,442
<b>APPROPRIATED RESERVES</b>							
Other Reserved Fund Balance (9900)	0840	-					-
Other Restricted Reserves (932X)	0840	-					-
Reserved Fund Balance (9100)	0840	-					-
District Emergency Reserve (9315)	0840	-					-
Reserve for TABOR 3% (9321)	0840	-					-
Reserve for TABOR - Multi-Year Obligations	0840	-					-
<b>Total Reserves</b>		-	-	-	-	-	-


## FY2022-2023 UNIFORM BUDGET SUMMARY

<b>Monument Academy Charter School</b> <b>District Code: El Paso Cty, Lewis Palmer D-38</b> <b>Adopted Budget</b> <b>Adopted: June XX, 2023</b> <b>Budgeted Pupil Count: 1,107.5</b>							
	<b>Object Source</b>	<b>11 Charter School Fund</b>	<b>26 Preschool Fund</b>	<b>23 Pupil Activity</b>	<b>52 Building Corp</b>	<b>53 Foundation</b>	<b>TOTAL</b>
<b>Total Expenditures and Reserves</b>		13,291,221	500,000	500,000	1,000,000	2,000,000	30,582,442
<b>BUDGETED ENDING FUND BALANCE</b>							
Non-spendable fund balance (9900)	6710						-
Restricted fund balance (9900)	6720			123,144	1,561,374	1,180,688	2,865,206
TABOR 3% emergency reserve (9321)	6721	350,000					700,000
TABOR multi year obligations (9322)	6722						-
District emergency reserve (letter of credit or real	6723						-
Colorado Preschool Program (CPP) (9324)	6724						-
Risk-related / restricted capital reserve (9326)	6726						-
BEST capital renewal reserve (9327)	6727						-
Total program reserve (9328)	6728						-
Committed fund balance (9900)	6750						-
Committed fund balance (15% limit) (9200)	6750						-
Assigned fund balance (9900)	6760		76,600	-			76,600
Unassigned fund balance (9900)	6770	1,858,779					1,858,779
Net investment in capital assets (9900)	6790						-
Restricted net position (9900)	6791						-
Unrestricted net position (9900)	6792						-
<b>Total Ending Fund Balance</b>		2,208,779	76,600	123,144	1,561,374	1,180,688	5,500,585
<b>Total Available Beginning Fund Balance &amp;</b>		-	-	-	-	-	1,858,779
Use of a portion of beginning fund balance		Yes	No	No	No	No	

**Monument Academy**

## **Proposed Budget**

**FY 2023/24**



Monument Academy  
1150 Village Ridge Pt  
Monument, Co 80132

Kim McClelland  
Interim Executive Director

Glenn Gustafson, CPA  
Interim Chief Financial Officer

25-May-23

**Monument Academy**  
Proposed Budget  
Table of Contents  
FY 2023/24

**I. Introductory Section**

Table of Contents .....	i
Budget Assumptions .....	ii
Appropriation Resolution .....	iiia
Use of Beg Fund Balance Resolution .....	iiib
Interfund Borrowing Resolution .....	iiic
General Fund Graphs .....	iv

**II. Financial Section**

General Fund Summary .....	1
General Fund Revenue Detail .....	2
General Fund Expenditure Summary .....	3
General Fund Program Sheets .....	4-15
Preschool Fund .....	16
Facilities Corp Fund .....	17
Foundation Fund .....	28
Pupil Activity Fund .....	19

**III Informational Section**

Pupil Count History .....	20
Debt Summary .....	21

**IV School Budgets**

School Summary by Budget .....	22
School FTE Budget .....	23
Elementary Budget .....	24
Middle School Budget .....	25
High School Budget .....	26

**V Uniform Budget Summary .....** 27

**Monument Academy**  
**Proposed Budget**  
**Budget Development Assumptions**  
**FY 2023/24**

	FY 2022/23	FY 2023/24
<b>Revenue-Based Assumptions</b>		
<b>October FTE Pupil Count</b>		
Monument Academy Elementary	621.50	676.50
Monument Academy Middle School		402.00
Monument Academy High School	486.00	141.00
Total All Schools	1,107.50	1,219.50
<b>Post-Negative Factor Per-Pupil Funding</b>	\$9,073.83	\$10,034.00
<b>Total Program Funding</b>		
Monument Academy Elementary	5,639,385	6,788,001
Monument Academy Middle School	0	4,033,668
Monument Academy High School	4,409,881	1,414,794
Total All Schools	\$10,049,267	\$12,236,463
<b>Mill Levy Override</b>	\$625.64	\$614.86
Monument Academy Elementary	388,832	415,953
Monument Academy Middle School		247,174
Monument Academy High School	304,059	86,695
Total All Schools	\$692,891	\$749,822
<b>Instructional Materials Fees</b>		\$285.00
Monument Academy Elementary		108,240
Monument Academy Middle School		114,570
Monument Academy High School		40,185
Total All Schools	\$0	\$262,995

<b>Expenditure-Based Assumptions</b>		
Charter Contribution Insurance Premium (monthly)	\$725	\$770
Charter Contribution Insurance Premium (Annually)	\$8,700	\$9,240
Charter Contributions - Dental, Vision, etc		\$438
Insurance Participation	N/A	60.0%
Employer PERA Contribution	21.40%	21.40%
Medicare Employer Contribution	1.45%	1.45%
Colorado Minimum Wage	\$12.56	\$13.65

**Monument Academy**  
**Proposed Budget**  
**Appropriation Resolution**  
**FY 2023/24**

**Appropriation Resolution**

Be it resolved, by the Board of Directors of Monument Academy in El Paso County, that the amounts shown in the following schedule be appropriated to each fund as specified in the Adopted Budget for the ensuing fiscal year beginning July 1, 2023 and ending June 30, 2024.

<b>FUND</b>	<b>APPROPRIATION AMOUNT</b>
<b>General Fund</b>	
General Fund	17,490,441
PreSchool Fund	588,600
 <b>Special Revenue Funds</b>	
Facilities Corporation	2,425,000
Foundation Fund	3,050,000
Pupil Activity Fund	<u>450,000</u>
 <b>Total Appropriation</b>	 <u><u>\$24,004,041</u></u>

**Monument Academy**  
**Board of Directors**

\_\_\_\_\_  
Ryan Graham, President

Attest:

\_\_\_\_\_  
Emily Belisle, Secretary

\_\_\_\_\_  
Date

**Monument Academy**  
**Proposed Budget**  
**Use of Beginning Fund Balance Resolution**  
**FY 2023/24**

**Use of Beginning Fund Balance Resolution**

A Resolution of the Board of Education of the Monument Academy  
Authorizing the Use of a Portion of  
Beginning Fund Balance as Authorized by Colorado Statutes

**WHEREAS**, C.R.S. 22-44-105 states that a budget, duly adopted pursuant to this article, shall not provide for expenditures, inter-fund transfers, or reserves, in excess of available revenues and beginning fund balance.

**WHEREAS**, the Board of Education may authorize the use of a portion of the beginning fund balance in the budget, stating the amount to be used, the purpose for which the expenditure is needed, and the district's plan to ensure that the use of the beginning fund balance will not lead to an ongoing deficit.

**WHEREAS**, the Board of Education has determined the beginning fund balance in the General Fund is sufficient to allow for the one-time expenditures and the action may lead to an ongoing deficit.

**NOW, THEREFORE, BE IT RESOLVED:**

In accordance with C.R.S. 22-44-105, the Board of Education authorizes the use of a portion of the fiscal year 2023-2024 Beginning Fund Balance for the following funds:

- \* **General Fund**, in the amount **\$0** to spend down beginning fund balance.
- \* **Preschool Fund**, in the amount **\$0** to spend down beginning fund balance.
- \* **Activity Fund**, in the amount **\$0** to spend down beginning fund balance.
- \* **Building Corp**, in the amount **\$0** to spend down beginning fund balance.
- \* **Foundation Fund**, in the amount **\$0** to spend down beginning fund balance.

**BE IT FURTHER RESOLVED**, the use of this portion of the beginning fund balance for the purposes set forth above may lead to an ongoing deficit.

**Monument Academy**  
**Board of Directors**

\_\_\_\_\_  
Ryan Graham, President

Attest:

\_\_\_\_\_  
Emily Belisle, Secretary

\_\_\_\_\_  
Date

**Monument Academy**

**Proposed Budget**

**Fund Balance Change**

**FY 2023/24**

<b>Fund Balance Change Appendix</b>			
<b>General Fund Beginning Fund Balance</b>	\$3,225,000		
<b>General Fund Ending Fund Balance</b>	<u>\$3,225,000</u>		
Revenue & Expense Budget Mismatch (Surplus/ <b>Deficit</b> )			<u><u>(<b>\$0</b>)</u></u>
Identified Non-Recurring Uses/Expenses of Fund Balance:			
Item 1	N/A		
Item 2	N/A		
Total			<u><u>\$0</u></u>
<b>Preschool Fund Beginning Fund Balance</b>	\$75,000		
<b>Preschool Fund Ending Fund Balance</b>	<u>\$147,331</u>		
Revenue & Expense Budget Mismatch (Surplus/ <b>Deficit</b> )			<u><u>\$72,331</u></u>
<b>Activity Fund Beginning Fund Balance</b>	\$200,000		
<b>Activity Fund Ending Fund Balance</b>	<u>\$200,000</u>		
Revenue & Expense Budget Mismatch (Surplus/ <b>Deficit</b> )			<u><u>\$0</u></u>
<b>Building Corp Fund Beginning Fund Balance</b>	\$1,500,000		
<b>Building Corp Ending Fund Balance</b>	<u>\$1,502,462</u>		
Revenue & Expense Budget Mismatch (Surplus/ <b>Deficit</b> )			<u><u>\$2,462</u></u>
<b>Foundation Beginning Fund Balance</b>	\$1,200,000		
<b>Foundation Ending Fund Balance</b>	<u>\$1,215,500</u>		
Revenue & Expense Budget Mismatch (Surplus/ <b>Deficit</b> )			<u><u>\$15,500</u></u>

**Monument Academy**  
**Proposed Budget**  
**Interfund Borrowing Resolution**  
**FY 2023/24**

**Interfund Borrowing Resolution**

Whereas Colorado Revised Statutes (C.R.S. 22-44-113) authorizes the Board of Education to borrow unencumbered monies from one fund for use by another fund. Monies borrowed from a fund pursuant to applicable laws must be repaid to said fund when needed to meet obligations of said fund and any such loan shall be repaid no later than three (3) months after the beginning of the following budget year. In the event monies are not forthcoming from designated sources, an amount equal to the outstanding liability shall be expended from the General Fund and used to repay the loan, now, therefore, be it

Resolved, that:

effective July 1, 2023, Monument Academy hereby authorizes the following borrowing in accordance with applicable laws and regulations.

<b>Fund Name</b>	<b>Borrowing Amount</b>
10 General Fund	<input type="text" value="\$250,000"/>
26 Preschool Fund	<input type="text" value="\$100,000"/>

**Monument Academy**  
**Board of Directors**

\_\_\_\_\_  
Ryan Graham, President

Attest:

\_\_\_\_\_  
Emily Belisle, Secretary

\_\_\_\_\_  
Date

Monument Academy

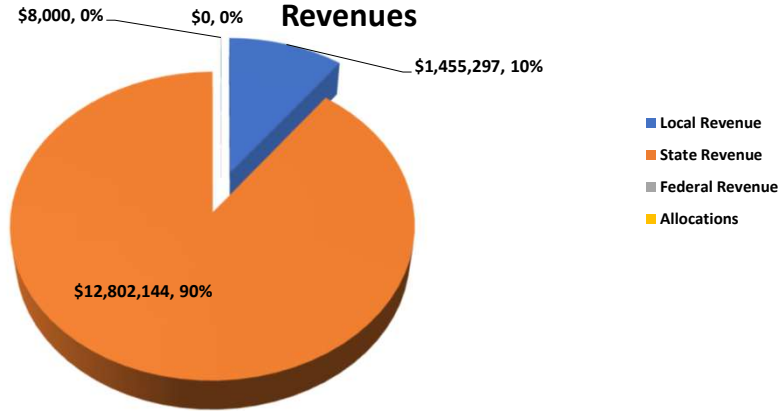
Proposed Budget

General Fund

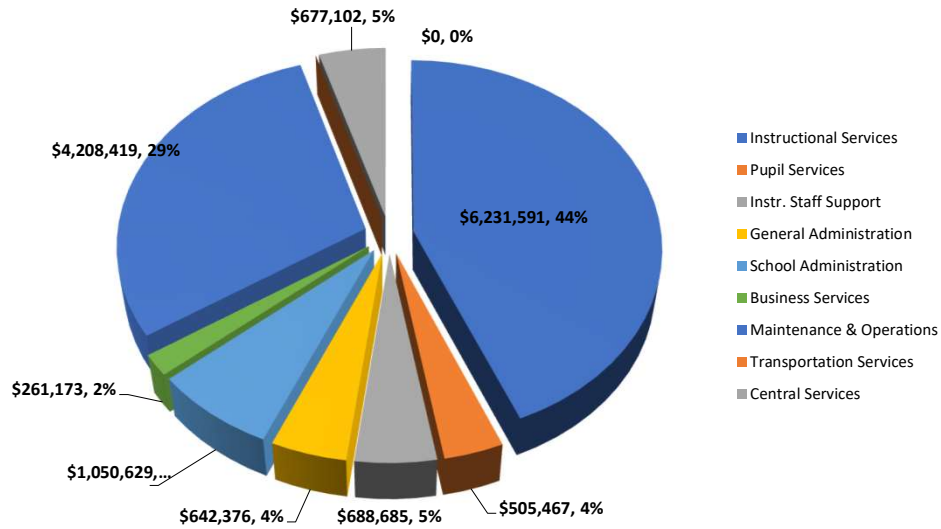
FY 2023/24

General Fund Revenues

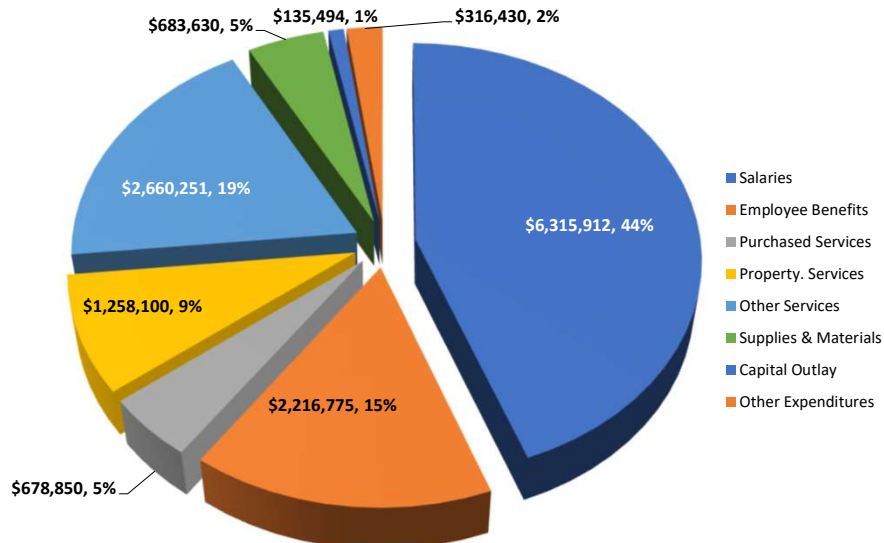
General Fund  
Revenues



General Fund Expenditures (By Program)



General Fund Expenditures (By Object)



Monument Academy  
Proposed Budget  
Individual Fund Statements  
FY 2023/24

# Individual Fund Statements



**Monument Academy**

**Proposed Budget**

**General Fund**

**FY 2023/24**

	Actuals FY 19-20	Actuals FY 20-21	Actuals FY 21-22	Revised FY 22-23	Change	Proposed FY 23-24
<b>Beginning Fund Balance</b>						
Restricted - TABOR	246,665	248,352	270,138	320,258	4,742	325,000
All Other Fund Balance	1,875,434	2,569,180	2,243,855	2,462,953	437,047	2,900,000
<b>Total Beginning Fund Balance</b>	2,122,099	2,817,532	2,513,993	2,783,211	441,789	3,225,000
<b>Revenues</b>						
Local Revenue	704,125	815,670	1,051,376	1,330,673	124,624	1,455,297
State Revenue	7,560,883	7,789,454	9,674,345	10,925,116	1,877,028	12,802,144
Federal Revenue	102,417	343,106	603,076	13,000	(5,000)	8,000
Allocations	0	0	0	0	0	0
<b>Total Revenues</b>	8,367,425	8,948,230	11,328,797	12,268,789	1,996,652	14,265,441
<b>Total Resources Available</b>	10,489,524	11,765,762	13,842,790	15,052,000	2,438,441	17,490,441
<b>Expenditures</b>						
Instructional Services	4,091,520	4,002,894	5,170,983	5,227,005	1,004,586	6,231,591
Pupil Services	175,898	313,411	336,414	404,687	100,780	505,467
Instr. Staff Support	257,458	488,004	187,352	204,033	484,652	688,685
General Administration	417,781	642,863	882,897	896,760	(254,384)	642,376
School Administration	575,773	787,482	876,590	1,087,892	(37,263)	1,050,629
Business Services	332,595	299,939	345,230	281,484	(20,311)	261,173
Maintenance & Operations	1,586,652	2,299,923	2,523,770	3,940,587	267,832	4,208,419
Transportation Services	0	4,012	0	10,000	(10,000)	0
Central Services	234,315	413,241	337,155	398,650	278,452	677,102
Other Services	0	0	0	0	0	0
<b>Total Expenditures</b>	7,671,992	9,251,769	10,660,391	12,451,098	1,814,343	14,265,441
<b>Other Financing Uses</b>						
Transfers Out	0	0	0	0	0	0
<b>Total Other Financing Uses</b>	0	0	0	0	0	0
<b>Surplus/(Deficit)</b>	695,433	(303,539)	668,406	(182,309)	182,309	(0)
<b>Fund Balances</b>						
Restricted - TABOR	248,352	270,138	320,258	340,000	10,000	350,000
All Other Fund Balance	2,569,180	2,243,855	2,862,141	2,260,902	614,098	2,875,000
<b>Total Fund Balance</b>	2,817,532	2,513,993	3,182,399	2,600,902	624,098	3,225,000
<b>Total Expenditures &amp; Fund Balance</b>				15,052,000	2,438,441	17,490,441
<b>Total Appropriation</b>				\$15,052,000		\$17,490,441

**Monument Academy****Proposed Budget  
General Fund Revenue  
FY 2023/24**

	Actuals FY 19-20	Actuals FY 20-21	Actuals FY 21-22	Revised FY 22-23	Change	Proposed FY 23-24
<b>Local Revenues</b>						
Property Taxes - MLO	499,748	578,894	628,967	661,250	88,572	749,822
Tuition	190	0	0	0	0	0
Earnings on Investments	33,361	20,645	15,767	29,394	86,516	115,910
Instructional Materials Fees	165,050	170,986	218,405	230,029	32,966	262,995
Community Services Fees	45	30,280	30,000	30,000	0	30,000
Other Local Revenues	5,731	14,865	158,237	380,000	(83,430)	296,570
<b>Total Local Revenues</b>	<b>704,125</b>	<b>815,670</b>	<b>1,051,376</b>	<b>1,330,673</b>	<b>124,624</b>	<b>1,455,297</b>
<b>State Revenue</b>						
Per-Pupil Funding	7,178,120	7,333,679	9,235,208	10,485,476	1,750,987	12,236,463
Capital Construction Funds	247,758	287,283	259,319	391,000	46,361	437,361
Education of the Handicapped	0	0	0	0	0	0
English Language Proficiency	0	0	0	9,847	153	10,000
READ Act Revenue	24,928	24,464	24,925	25,044	(44)	25,000
Gifted & Talented	14,035	7,428	0	13,749	1,251	15,000
Other State Revenue	96,042	136,600	154,893	0	78,320	78,320
<b>Total State Revenues</b>	<b>7,560,883</b>	<b>7,789,454</b>	<b>9,674,345</b>	<b>10,925,116</b>	<b>1,877,028</b>	<b>12,802,144</b>
<b>Federal Revenue</b>						
Other Federal Revenue	22,490	13,636	3,514	13,000	(5,000)	8,000
CARES Relief Funds	79,927	288,470	0	0	0	0
ESSER Relief Funds	0	41,000	599,562	0	0	0
<b>Total Federal Revenues</b>	<b>102,417</b>	<b>343,106</b>	<b>603,076</b>	<b>13,000</b>	<b>(5,000)</b>	<b>8,000</b>
<b>Allocations</b>						
Preschool	0	0	0	0	0	0
Pupil Activity Fund	0	0	0	0	0	0
<b>Total Allocation</b>	<b>0</b>	<b>0</b>	<b>0</b>	<b>0</b>	<b>0</b>	<b>0</b>
<b>Total Revenues &amp; Resources</b>	<b>\$ 8,367,425</b>	<b>\$ 8,948,230</b>	<b>\$ 11,328,797</b>	<b>\$ 12,268,789</b>	<b>\$ 1,996,652</b>	<b>\$ 14,265,441</b>

**Monument Academy**  
**Proposed Budget**  
**General Fund Expenditures**  
**FY 2023/24**

			Actuals	Actuals	Actuals	Revised	Change	Proposed
			FY 19-20	FY 20-21	FY 21-22	FY 22-23		FY 23-24
<b>Instruction (11)</b>								
01XX	Salaries		2,505,104	2,563,762	3,137,928	3,255,023	595,983	3,851,006
02XX	Employee Benefits		884,479	839,651	1,037,887	1,157,036	225,966	1,383,002
03XX	Professional Services		4,219	10,060	132,731	60,050	(60,050)	0
04XX	Property Services		0	0	0	0	0	0
05XX	Other Services		1,052	1,707	1,895	5,750	(2,125)	3,625
06XX	Supplies & Materials		212,901	137,303	340,273	232,600	42,130	274,730
07XX	Equipment		0	0	0	0	60,494	60,494
08XX	Other Objects		0	0	0	0	0	0
09XX	Other Uses		0	0	0	0	0	0
<b>Total Instruction</b>			3,607,755	3,552,483	4,650,714	4,710,459	862,399	5,572,858
<b>Special Education (12)</b>								
01XX	Salaries		255,170	276,192	312,121	269,745	63,863	333,608
02XX	Employee Benefits		74,632	81,237	101,493	89,692	38,340	128,032
03XX	Professional Services		69,939	51,071	54,811	90,000	(25,000)	65,000
04XX	Property Services		0	0	0	0	0	0
05XX	Other Services		48,103	700	614	1,250	50,750	52,000
06XX	Supplies & Materials		2,304	6,520	2,321	9,005	495	9,500
07XX	Equipment		0	0	0	0	0	0
08XX	Other Objects		0	0	0	0	0	0
09XX	Other Uses		0	0	0	0	0	0
<b>Total Special Education</b>			450,148	415,720	471,360	459,692	128,448	588,140
<b>Career &amp; Technical Education (13)</b>								
01XX	Salaries		0	0	0	0	0	0
02XX	Employee Benefits		0	0	0	0	0	0
03XX	Professional Services		0	0	0	0	0	0
04XX	Property Services		0	0	0	0	0	0
05XX	Other Services		0	0	0	0	0	0
06XX	Supplies & Materials		0	0	0	0	0	0
07XX	Equipment		0	0	0	0	0	0
08XX	Other Objects		0	0	0	0	0	0
09XX	Other Uses		0	0	0	0	0	0
<b>Total Career &amp; Technical Education</b>			0	0	0	0	0	0
<b>Cocurricular Education (14)</b>								
01XX	Salaries		27,188	28,350	39,250	46,000	11,463	57,463
02XX	Employee Benefits		6,429	6,341	9,659	10,854	2,276	13,130
03XX	Professional Services		0	0	0	0	0	0
04XX	Property Services		0	0	0	0	0	0
05XX	Other Services		0	0	0	0	0	0
06XX	Supplies & Materials		0	0	0	0	0	0
07XX	Equipment		0	0	0	0	0	0
08XX	Other Objects		0	0	0	0	0	0
09XX	Other Uses		0	0	0	0	0	0
<b>Total Cocurricular Education</b>			33,617	34,691	48,909	56,854	13,739	70,593
<b>Student Support Svcs (21)</b>								
01XX	Salaries		117,673	195,091	228,239	266,265	104,794	371,059
02XX	Employee Benefits		25,826	50,886	58,460	76,487	52,721	129,208
03XX	Professional Services		28,465	57,607	46,781	56,000	(56,000)	0
04XX	Property Services		0	0	0	0	0	0
05XX	Other Services		0	0	0	0	0	0
06XX	Supplies & Materials		3,934	9,827	2,934	5,935	(735)	5,200
07XX	Equipment		0	0	0	0	0	0
08XX	Other Objects		0	0	0	0	0	0
09XX	Other Uses		0	0	0	0	0	0
<b>Total Student Support Svcs</b>			175,898	313,411	336,414	404,687	100,780	505,467

**Monument Academy**  
**Proposed Budget**  
**General Fund Expenditures**  
**FY 2023/24**

	Actuals FY 19-20	Actuals FY 20-21	Actuals FY 21-22	Revised FY 22-23	Change	Proposed FY 23-24
<b>Staff Support Svcs (22)</b>						
01XX Salaries	138,268	334,708	121,984	127,189	322,769	449,958
02XX Employee Benefits	71,201	108,267	35,185	35,039	112,488	147,527
03XX Professional Services	15,168	8,208	0	13,160	41,840	55,000
04XX Property Services	0	0	0	0	0	0
05XX Other Services	0	0	0	0	0	0
06XX Supplies & Materials	32,821	36,821	30,183	28,645	7,555	36,200
07XX Equipment	0	0	0	0	0	0
08XX Other Objects	0	0	0	0	0	0
09XX Other Uses	0	0	0	0	0	0
<b>Total Staff Support Svcs</b>	<b>257,458</b>	<b>488,004</b>	<b>187,352</b>	<b>204,033</b>	<b>484,652</b>	<b>688,685</b>
<b>General Administration (23)</b>						
01XX Salaries	76,000	68,400	120,000	120,000	(120,000)	0
02XX Employee Benefits	16,902	15,287	33,209	33,397	(33,397)	0
03XX Professional Services	49,428	58,917	112,253	66,784	166,766	233,550
04XX Property Services	0	0	0	0	0	0
05XX Other Services	272,205	499,189	612,870	667,124	(297,998)	369,126
06XX Supplies & Materials	3,246	1,070	4,565	9,455	17,545	27,000
07XX Equipment	0	0	0	0	0	0
08XX Other Objects	0	0	0	0	12,700	12,700
09XX Other Uses	0	0	0	0	0	0
<b>Total General Administration</b>	<b>417,781</b>	<b>642,863</b>	<b>882,897</b>	<b>896,760</b>	<b>(254,384)</b>	<b>642,376</b>
<b>School Administration (24)</b>						
01XX Salaries	367,346	455,885	559,788	748,129	27,516	775,645
02XX Employee Benefits	105,229	143,574	175,415	240,383	9,102	249,485
03XX Professional Services	27,701	100,564	78,380	11,000	(1,000)	10,000
04XX Property Services	0	0	0	0	0	0
05XX Other Services	63,489	76,866	47,719	75,000	(75,000)	0
06XX Supplies & Materials	0	0	0	180	12,320	12,500
07XX Equipment	0	0	0	0	0	0
08XX Other Objects	12,008	10,593	15,288	13,200	(10,200)	3,000
09XX Other Uses	0	0	0	0	0	0
<b>Total School Administration</b>	<b>575,773</b>	<b>787,482</b>	<b>876,590</b>	<b>1,087,892</b>	<b>(37,263)</b>	<b>1,050,629</b>
<b>Business Services (25)</b>						
01XX Salaries	243,326	221,472	255,246	196,880	(141,230)	55,650
02XX Employee Benefits	69,631	64,320	71,213	62,917	(43,394)	19,523
03XX Professional Services	19,208	13,966	18,771	21,238	162,262	183,500
04XX Property Services	0	0	0	0	0	0
05XX Other Services	0	0	0	0	0	0
06XX Supplies & Materials	430	181	0	449	2,051	2,500
07XX Equipment	0	0	0	0	0	0
08XX Other Objects	0	0	0	0	0	0
09XX Other Uses	0	0	0	0	0	0
<b>Total Business Services</b>	<b>332,595</b>	<b>299,939</b>	<b>345,230</b>	<b>281,484</b>	<b>(20,311)</b>	<b>261,173</b>
<b>Maintenance &amp; Operations (26)</b>						
01XX Salaries	146,032	185,444	188,853	172,700	(18,068)	154,632
02XX Employee Benefits	32,002	47,986	49,548	50,044	5,613	55,657
03XX Professional Services	10,700	22,685	22,685	13,850	7,950	21,800
04XX Property Services	1,231,910	1,441,076	1,847,833	3,343,424	(2,085,324)	1,258,100
05XX Other Services	9,507	23,660	50,517	49,000	2,081,500	2,130,500
06XX Supplies & Materials	145,724	217,193	253,495	231,069	10,931	242,000
07XX Equipment	10,777	361,879	110,839	80,500	(35,500)	45,000
08XX Other Objects	0	0	0	0	300,730	300,730
09XX Other Uses	0	0	0	0	0	0
<b>Total Maintenance &amp; Operations</b>	<b>1,586,652</b>	<b>2,299,923</b>	<b>2,523,770</b>	<b>3,940,587</b>	<b>267,832</b>	<b>4,208,419</b>

**Monument Academy**  
**Proposed Budget**  
**General Fund Expenditures**  
**FY 2023/24**

	Actuals FY 19-20	Actuals FY 20-21	Actuals FY 21-22	Revised FY 22-23	Change	Proposed FY 23-24
<b>Student Transportation (27)</b>						
01XX Salaries	0	0	0	0	0	0
02XX Employee Benefits	0	0	0	0	0	0
03XX Professional Services	0	0	0	0	0	0
04XX Property Services	0	0	0	0	0	0
05XX Other Services	0	0	0	0	0	0
06XX Supplies & Materials	0	0	0	0	0	0
07XX Equipment	0	4,012	0	10,000	(10,000)	0
08XX Other Objects	0	0	0	0	0	0
09XX Other Uses	0	0	0	0	0	0
<b>Total Student Transportation</b>	0	4,012	0	10,000	(10,000)	0
<b>Central Services (28)</b>						
01XX Salaries	34,776	23,808	27,851	40,320	226,571	266,891
02XX Employee Benefits	17,885	30,741	13,364	22,330	68,881	91,211
03XX Professional Services	81,232	61,712	65,200	90,000	20,000	110,000
04XX Property Services	0	0	0	1,000	(1,000)	0
05XX Other Services	47,669	94,514	94,156	113,000	(8,000)	105,000
06XX Supplies & Materials	31,976	46,282	44,121	42,000	32,000	74,000
07XX Equipment	20,777	156,184	92,463	90,000	(60,000)	30,000
08XX Other Objects	0	0	0	0	0	0
09XX Other Uses	0	0	0	0	0	0
<b>Total Central Services</b>	234,315	413,241	337,155	398,650	278,452	677,102
<b>Total Expenditures</b>	<b>\$7,671,992</b>	<b>\$9,251,769</b>	<b>\$10,660,391</b>	<b>\$12,451,098</b>	<b>\$1,814,343</b>	<b>\$14,265,441</b>

**Monument Academy**  
**Proposed Budget**  
**General Fund Detail Budgets**  
**FY 2023/24**

**Program:** **Instruction (11)**  
**Program Budget Manager:** Walker, Vinchattle, & Kennington

**Program Description:**

Included in this program are the expenditures incurred in planned learning activities and experiences that provide students in schools of all levels (K-12). Non-salary and benefit accounts represent funds allocated to schools (principals) based on the student count for each school. The Superintendent determines the number of FTE for each category of position based on the unique needs of each school.

		Actuals	Actuals	Actuals	Revised	Change	Proposed	
		FY 19-20	FY 20-21	FY 21-22	FY 22-23		FY 23-24	
<b>Instruction (11)</b>								
011X	Salaries	2,396,802	2,398,259	2,794,403	3,088,523	762,483	3,851,006	*
01XX	Supplemental Pay & Stipends	108,302	165,503	343,525	166,500	(166,500)		
02XX	Employee Benefits	884,479	839,651	1,037,887	1,157,036	225,966	1,383,002	
03XX	Professional Services	4,219	10,060	132,731	60,050	(60,050)	0	
04XX	Property Services	0	0	0	0	0	0	
05XX	Other Services	1,052	1,707	1,895	5,750	(2,125)	3,625	
06XX	Supplies & Materials	212,901	137,303	340,273	232,600	42,130	274,730	
07XX	Equipment	0	0	0	0	60,494	60,494	
08XX	Other Objects	0	0	0	0	0	0	
09XX	Other Uses	0	0	0	0	0	0	
<b>Total Instruction</b>		<b>3,607,755</b>	<b>3,552,483</b>	<b>4,650,714</b>	<b>4,710,459</b>	<b>862,399</b>	<b>5,572,858</b>	

\* Included in Salaries

		Actuals	Actuals	Actuals	Revised	Change	Proposed
		FY 19-20	FY 20-21	FY 21-22	FY 22-23		FY 23-24
<b>Staff FTE:</b>							
1XX	Administrators	<b>Detailed Information Not Available</b>				0.00	
2XX	Teachers (Licensed)					0.00	
3XX	Non-Teaching Professionals					0.00	
4XX	Classified - Instructional					0.00	
5XX	Classified - School Admin					0.00	
6XX	Classified - Maint, Oper & Trans					0.00	
<b>Total FTE</b>		<b>0.00</b>	<b>0.00</b>	<b>0.00</b>	<b>0.00</b>	<b>0.00</b>	<b>0.00</b>

**Monument Academy**  
**Proposed Budget**  
**General Fund Detail Budgets**  
**FY 2023/24**

**Program:** Instruction - Special Education (12)  
**Program Budget Manager:** Jennifer Revello

**Program Description:**

This budget pays for educational services for students with disabilities and special needs. The primary expenditures for this program are the salaries and benefits costs for special education staff. Special Education expenditures in the General Fund are eligible for a partial reimbursement from the State of Colorado Special Education categorical funding as dictated by the Colorado public school finance act of 1994.

		Actuals FY 19-20	Actuals FY 20-21	Actuals FY 21-22	Revised FY 22-23	Change	Proposed FY 23-24
<b>Special Education (12)</b>							
011X	Salaries	239,032	271,090	306,169	261,745	71,863	333,608
01XX	Supplemental Pay & Stipends	16,138	5,102	5,952	8,000	(8,000)	0
02XX	Employee Benefits	74,632	81,237	101,493	89,692	38,340	128,032
03XX	Professional Services	69,939	51,071	54,811	90,000	(25,000)	65,000
04XX	Property Services	0	0	0	0	0	0
05XX	Other Services	48,103	700	614	1,250	50,750	52,000
06XX	Supplies & Materials	2,304	6,520	2,321	9,005	495	9,500
07XX	Equipment	0	0	0	0	0	0
08XX	Other Objects	0	0	0	0	0	0
09XX	Other Uses	0	0	0	0	0	0
<b>Total Special Education</b>		<b>450,148</b>	<b>415,720</b>	<b>471,360</b>	<b>459,692</b>	<b>128,448</b>	<b>588,140</b>

		Actuals FY 19-20	Actuals FY 20-21	Actuals FY 21-22	Revised FY 22-23	Change	Proposed FY 23-24
<b>Staff FTE:</b>							
1XX	Administrators	<b>Detailed Information Not Available</b>				0.00	
2XX	Teachers (Licensed)					0.00	
3XX	Non-Teaching Professionals					0.00	
4XX	Classified - Instructional					0.00	
5XX	Classified - School Admin					0.00	
6XX	Classified - Maint, Oper & Trans					0.00	
<b>Total FTE</b>		<b>0.00</b>	<b>0.00</b>	<b>0.00</b>	<b>0.00</b>	<b>0.00</b>	<b>0.00</b>

**Monument Academy**  
**Proposed Budget**  
**General Fund Detail Budgets**  
**FY 2023/24**

**Program:** 13 Instruction - Career & Technical Education (CTE)  
**Program Budget Manager:**

**Program Description:**

This budget is used for students in state approved vocational programs operating in secondary schools. Expenditures made from this program are eligible for reimbursement from the Colorado Vocational Act at a rate of approximately 30%. The reimbursement revenue is a state categorical funding element from the Colorado public school finance act of 1994 and is listed in the General Fund under state revenues.

**Career & Technical Education (13)**

011X Salaries  
01XX Supplemental Pay & Stipends  
02XX Employee Benefits  
03XX Professional Services  
04XX Property Services  
05XX Other Services  
06XX Supplies & Materials  
07XX Equipment  
08XX Other Objects  
09XX Other Uses

**Total Career & Technical Education**

Actuals FY 19-20	Actuals FY 20-21	Actuals FY 21-22
0	0	0
0	0	0
0	0	0
0	0	0
0	0	0
0	0	0
0	0	0
0	0	0
0	0	0
0	0	0
0	0	0

Revised FY 22-23	Change	Proposed FY 23-24
0	0	0
0	0	0
0	0	0
0	0	0
0	0	0
0	0	0
0	0	0
0	0	0
0	0	0
0	0	0
0	0	0

**Staff FTE:**

1XX Administrators  
2XX Teachers (Licensed)  
3XX Non-Teaching Professionals  
4XX Classified - Instructional  
5XX Classified - School Admin  
6XX Classified - Maint, Oper & Trans  
Total FTE

Actuals FY 19-20	Actuals FY 20-21	Actuals FY 21-22
Detailed Information Not Available		
0.00	0.00	0.00

Revised FY 22-23	Change	Proposed FY 23-24
0.00	0.00	0.00
0.00	0.00	0.00
0.00	0.00	0.00
0.00	0.00	0.00
0.00	0.00	0.00
0.00	0.00	0.00
0.00	0.00	0.00

**Monument Academy**  
**Proposed Budget**  
**General Fund Detail Budgets**  
**FY 2023/24**

**Program:** 14 **Instruction - Co-Curricular Activities**  
**Program Budget Manager:** Michael Svendsen

**Program Description:**

This program supports athletic programs and competition. These programs promote student self-esteem, school spirit and physical and mental fitness. Expenditures of this program include salaries and benefits of staff, sports dues and fees, game officials, sports transportation and sports equipment.

		Actuals FY 19-20	Actuals FY 20-21	Actuals FY 21-22	Revised FY 22-23	Change	Proposed FY 23-24
<b>Co-Curricular Instruction (14)</b>							
011X	Salaries	0	0	0	0	0	0
01XX	Supplemental Pay & Stipends	27,188	28,350	39,250	46,000	11,463	57,463
02XX	Employee Benefits	6,429	6,341	9,659	10,854	2,276	13,130
03XX	Professional Services	0	0	0	0	0	0
04XX	Property Services	0	0	0	0	0	0
05XX	Other Services	0	0	0	0	0	0
06XX	Supplies & Materials	0	0	0	0	0	0
07XX	Equipment	0	0	0	0	0	0
08XX	Other Objects	0	0	0	0	0	0
09XX	Other Uses	0	0	0	0	0	0
<b>Total Co-Curricular Instruction</b>		<b>33,617</b>	<b>34,691</b>	<b>48,909</b>	<b>56,854</b>	<b>13,739</b>	<b>70,593</b>

		Actuals FY 19-20	Actuals FY 20-21	Actuals FY 21-22	Revised FY 22-23	Change	Proposed FY 23-24
<b>Staff FTE:</b>							
1XX	Administrators	<b>Detailed Information Not Available</b>				0.00	
2XX	Teachers (Licensed)					0.00	
3XX	Non-Teaching Professionals					0.00	
4XX	Classified - Instructional					0.00	
5XX	Classified - School Admin					0.00	
6XX	Classified - Maint, Oper & Trans					0.00	
<b>Total FTE</b>		<b>0.00</b>	<b>0.00</b>	<b>0.00</b>	<b>0.00</b>	<b>0.00</b>	<b>0.00</b>

**Monument Academy**  
**Proposed Budget**  
**General Fund Detail Budgets**  
**FY 2023/24**

**Program:** 2100 **Student Support Services**  
**Program Budget Manager:** Jennifer Revello

**Program Description:**

Student support services include all programs and activities in schools that support students but are not directly related to instruction. Examples include school nurses, counselors, social workers and school psychologists. The majority of expenditures are salaries and benefits of staff.

			Actuals FY 19-20	Actuals FY 20-21	Actuals FY 21-22	Revised FY 22-23	Change	Proposed FY 23-24
<b>Student Support Services (21)</b>								
011X	Salaries		116,398	192,527	226,781	256,265	114,794	371,059
01XX	Supplemental Pay & Stipends		1,275	2,564	1,458	10,000	(10,000)	
02XX	Employee Benefits		25,826	50,886	58,460	76,487	52,721	129,208
03XX	Professional Services		28,465	57,607	46,781	56,000	(56,000)	0
04XX	Property Services		0	0	0	0	0	0
05XX	Other Services		0	0	0	0	0	0
06XX	Supplies & Materials		3,934	9,827	2,934	5,935	(735)	5,200
07XX	Equipment		0	0	0	0	0	0
08XX	Other Objects		0	0	0	0	0	0
09XX	Other Uses		0	0	0	0	0	0
<b>Total Student Support Services</b>			<b>175,898</b>	<b>313,411</b>	<b>336,414</b>	<b>404,687</b>	<b>100,780</b>	<b>505,467</b>

			Actuals FY 19-20	Actuals FY 20-21	Actuals FY 21-22	Revised FY 22-23	Change	Proposed FY 23-24
<b>Staff FTE:</b>								
1XX	Administrators						0.00	
2XX	Teachers (Licensed)						0.00	
3XX	Non-Teaching Professionals						0.00	
4XX	Classified - Instructional						0.00	
5XX	Classified - School Admin						0.00	
6XX	Classified - Maint, Oper & Trans						0.00	
	<b>Total FTE</b>		<b>0.00</b>	<b>0.00</b>	<b>0.00</b>	<b>0.00</b>	<b>0.00</b>	<b>0.00</b>

Detailed Information Not Available

**Monument Academy**  
**Proposed Budget**  
**General Fund Detail Budgets**  
**FY 2023/24**

**Program:** 2200 **Instructional Staff Services**  
**Program Budget Manager:** Kim McLelland & Tina Leone

**Program Description:**

Instructional Staff Services include the supervision of instructional activities to include special education, athletics and other instructional supervisors. This category also includes Library & Media services. The majority of expenditures are salaries and benefits of staff.

**Student Support Services (22)**

	Actuals FY 19-20	Actuals FY 20-21	Actuals FY 21-22	Revised FY 22-23	Change	Proposed FY 23-24
<b>011X</b> Salaries	135,447	298,662	118,994	120,889	329,069	449,958
<b>01XX</b> Supplemental Pay & Stipends	2,821	36,046	2,990	6,300	(6,300)	
<b>02XX</b> Employee Benefits	71,201	108,267	35,185	35,039	112,488	147,527
<b>03XX</b> Professional Services	15,168	8,208	0	13,160	41,840	55,000
<b>04XX</b> Property Services	0	0	0	0	0	0
<b>05XX</b> Other Services	0	0	0	0	0	0
<b>06XX</b> Supplies & Materials	32,821	36,821	30,183	28,645	7,555	36,200
<b>07XX</b> Equipment	0	0	0	0	0	0
<b>08XX</b> Other Objects	0	0	0	0	0	0
<b>09XX</b> Other Uses	0	0	0	0	0	0
<b>Total Student Support Services</b>	257,458	488,004	187,352	204,033	484,652	688,685

**Staff FTE:**

	Actuals FY 19-20	Actuals FY 20-21	Actuals FY 21-22	Revised FY 22-23	Change	Proposed FY 23-24
<b>1XX</b> Administrators	Detailed Information Not Available				0.00	
<b>2XX</b> Teachers (Licensed)					0.00	
<b>3XX</b> Non-Teaching Professionals					0.00	
<b>4XX</b> Classified - Instructional					0.00	
<b>5XX</b> Classified - School Admin					0.00	
<b>6XX</b> Classified - Maint, Oper & Trans					0.00	
<b>Total FTE</b>	0.00	0.00	0.00	0.00	0.00	0.00

**Monument Academy**  
**Proposed Budget**  
**General Fund Detail Budgets**  
**FY 2023/24**

**Program: 2300**  
**Program Budget Manager:**

**General Administration**  
Kim McClelland

**Program Description:**

General administration is the primary central administration program of the district. This program includes the superintendent's office, Board of Education, legal fees, audit fees, and property tax collection fees. While other administrative costs show up in the 2500-2800 programs, this program is the "general" administration program that is required by the Colorado uniform chart of accounts.

**General Administration (23)**

011X Salaries  
01XX Supplemental Pay & Stipends  
02XX Employee Benefits  
03XX Professional Services  
04XX Property Services  
05XX Other Services  
06XX Supplies & Materials  
07XX Equipment  
08XX Other Objects  
09XX Other Uses

**Total General Administration**

Actuals FY 19-20	Actuals FY 20-21	Actuals FY 21-22
76,000	68,400	120,000
0	0	0
16,902	15,287	33,209
49,428	58,917	112,253
0	0	0
272,205	499,189	612,870
3,246	1,070	4,565
0	0	0
0	0	0
0	0	0
417,781	642,863	882,897

Revised FY 22-23	Change	Proposed FY 23-24
120,000	(120,000)	0
0	0	
33,397	(33,397)	0
66,784	166,766	233,550
0	0	0
667,124	(297,998)	369,126
9,455	17,545	27,000
0	0	0
0	12,700	12,700
0	0	0
896,760	(254,384)	642,376

**Staff FTE:**

1XX Administrators  
2XX Teachers (Licensed)  
3XX Non-Teaching Professionals  
4XX Classified - Instructional  
5XX Classified - School Admin  
6XX Classified - Maint, Oper & Trans  
Total FTE

Actuals FY 19-20	Actuals FY 20-21	Actuals FY 21-22
Detailed Information Not Available		
0.00	0.00	0.00

Revised FY 22-23	Change	Proposed FY 23-24
	0.00	
	0.00	
	0.00	
	0.00	
	0.00	
	0.00	
0.00	0.00	0.00

**Monument Academy**  
**Proposed Budget**  
**General Fund Detail Budgets**  
**FY 2023/24**

**Program:** 2400  
**Program Budget Manager:**

**School Administration**  
Walker, Vinchattle, & Kennington

**Program Description:**

This program is used to account for expenditures related to school administration. The program includes Principals, Asst. Principals and School Secretaries for staffing. This program also accounts for all non-instructional expenditures or expenses not included in the classroom. Non-salary and benefit accounts, with the exception of utilities and communications, are based a formula per student.

			Actuals FY 19-20	Actuals FY 20-21	Actuals FY 21-22	Revised FY 22-23	Change	Proposed FY 23-24
<b>School Administration (24)</b>								
011X	Salaries		365,376	447,187	545,839	738,129	37,516	775,645
01XX	Supplemental Pay & Stipends		1,970	8,698	13,949	10,000	(10,000)	
02XX	Employee Benefits		105,229	143,574	175,415	240,383	9,102	249,485
03XX	Professional Services		27,701	100,564	78,380	11,000	(1,000)	10,000
04XX	Property Services		0	0	0	0	0	0
05XX	Other Services		63,489	76,866	47,719	75,000	(75,000)	0
06XX	Supplies & Materials		0	0	0	180	12,320	12,500
07XX	Equipment		0	0	0	0	0	0
08XX	Other Objects		12,008	10,593	15,288	13,200	(10,200)	3,000
09XX	Other Uses		0	0	0	0	0	0
<b>Total Instruction</b>			<u>575,773</u>	<u>787,482</u>	<u>876,590</u>	<u>1,087,892</u>	<u>(37,263)</u>	<u>1,050,629</u>

			Actuals FY 19-20	Actuals FY 20-21	Actuals FY 21-22	Revised FY 22-23	Change	Proposed FY 23-24
<b>Staff FTE:</b>								
1XX	Administrators		<b>Detailed Information Not Available</b>				0.00	
2XX	Teachers (Licensed)						0.00	
3XX	Non-Teaching Professionals						0.00	
4XX	Classified - Instructional						0.00	
5XX	Classified - School Admin						0.00	
6XX	Classified - Maint, Oper & Trans						0.00	
<b>Total FTE</b>			<u>0.00</u>	<u>0.00</u>	<u>0.00</u>	<u>0.00</u>	<u>0.00</u>	<u>0.00</u>

**Monument Academy**  
**Proposed Budget**  
**General Fund Detail Budgets**  
**FY 2023/24**

**Program:** 2500  
**Program Budget Manager:**

**Business Services**  
Glenn Gustafson

**Program Description:**

The Business Services program records and accounts for the financial operations of the district. The primary functions include financial and General Ledger reporting, accounts payable, accounts receivable and payroll. Other functions of the Business Services program include grants accounting and most CDE compliance reporting.

	Actuals FY 19-20	Actuals FY 20-21	Actuals FY 21-22	Revised FY 22-23	Change	Proposed FY 23-24
<b>Business Services (25)</b>						
011X Salaries	230,643	216,933	251,746	196,880	(141,230)	55,650
01XX Supplemental Pay & Stipends	12,683	4,539	3,500	0	0	
02XX Employee Benefits	69,631	64,320	71,213	62,917	(43,394)	19,523
03XX Professional Services	19,208	13,966	18,771	21,238	162,262	183,500
04XX Property Services	0	0	0	0	0	0
05XX Other Services	0	0	0	0	0	0
06XX Supplies & Materials	430	181	0	449	2,051	2,500
07XX Equipment	0	0	0	0	0	0
08XX Other Objects	0	0	0	0	0	0
09XX Other Uses	0	0	0	0	0	0
<b>Total Business Services</b>	<b>332,595</b>	<b>299,939</b>	<b>345,230</b>	<b>281,484</b>	<b>(20,311)</b>	<b>261,173</b>

	Actuals FY 19-20	Actuals FY 20-21	Actuals FY 21-22	Revised FY 22-23	Change	Proposed FY 23-24
<b>Staff FTE:</b>						
1XX Administrators					0.00	
2XX Teachers (Licensed)					0.00	
3XX Non-Teaching Professionals					0.00	
4XX Classified - Instructional					0.00	
5XX Classified - School Admin					0.00	
6XX Classified - Maint, Oper & Trans					0.00	
<b>Total FTE</b>	<b>0.00</b>	<b>0.00</b>	<b>0.00</b>	<b>0.00</b>	<b>0.00</b>	<b>0.00</b>

**Monument Academy**  
**Proposed Budget**  
**General Fund Detail Budgets**  
**FY 2023/24**

**Program:** 2600  
**Program Budget Manager:**

**Maintenance & Operations**  
Kim McClelland & Charles Staiger

**Program Description:**

The Maintenance & Operations program includes all of the costs of maintaining the district's facilities and grounds. The expenditures include construction, electrical, mechanical/HVAC, plumbing and grounds.

		Actuals FY 19-20	Actuals FY 20-21	Actuals FY 21-22	Revised FY 22-23	Change	Proposed FY 23-24
<b>Maintenance &amp; Operations (26)</b>							
011X	Salaries	138,627	179,182	172,516	166,700	(12,068)	154,632
01XX	Supplemental Pay & Stipends	7,405	6,262	16,337	6,000	(6,000)	
02XX	Employee Benefits	32,002	47,986	49,548	50,044	5,613	55,657
03XX	Professional Services	10,700	22,685	22,685	13,850	7,950	21,800
04XX	Property Services	1,231,910	1,441,076	1,847,833	3,343,424	(2,085,324)	1,258,100
05XX	Other Services	9,507	23,660	50,517	49,000	2,081,500	2,130,500
06XX	Supplies & Materials	145,724	217,193	253,495	231,069	10,931	242,000
07XX	Equipment	10,777	361,879	110,839	80,500	(35,500)	45,000
08XX	Other Objects	0	0	0	0	300,730	300,730
09XX	Other Uses	0	0	0	0	0	0
<b>Total Maintenance &amp; Operations</b>		<b>1,586,652</b>	<b>2,299,923</b>	<b>2,523,770</b>	<b>3,940,587</b>	<b>267,832</b>	<b>4,208,419</b>

		Actuals FY 19-20	Actuals FY 20-21	Actuals FY 21-22	Revised FY 22-23	Change	Proposed FY 23-24
<b>Staff FTE:</b>							
1XX	Administrators	Detailed Information Not Available	Detailed Information Not Available	Detailed Information Not Available		0.00	
2XX	Teachers (Licensed)					0.00	
3XX	Non-Teaching Professionals					0.00	
4XX	Classified - Instructional					0.00	
5XX	Classified - School Admin					0.00	
6XX	Classified - Maint, Oper & Trans					0.00	
<b>Total FTE</b>		<b>0.00</b>	<b>0.00</b>	<b>0.00</b>	<b>0.00</b>	<b>0.00</b>	<b>0.00</b>

**Monument Academy**  
**Proposed Budget**  
**General Fund Detail Budgets**  
**FY 2023/24**

**Program:** 2700      **Transportation**  
**Program Budget Manager:** N/A

**Program Description:**

The Transportation program accounts for all of the expenditures to operate the district's transportation fleet. This includes bus drivers and monitors, fuel and parts for repairs. Also paid for by this program are a variety of requirements to include mobile radio support, administration of required testing, printing for safety rules and regulations and other miscellaneous expenses of operating a vehicle fleet.

**Transportation (27)**

011X Salaries  
01XX Supplemental Pay & Stipends  
02XX Employee Benefits  
03XX Professional Services  
04XX Property Services  
05XX Other Services  
06XX Supplies & Materials  
07XX Equipment  
08XX Other Objects  
09XX Other Uses  
**Total Transportation**

Actuals FY 19-20	Actuals FY 20-21	Actuals FY 21-22
0	0	0
0	0	0
0	0	0
0	0	0
0	0	0
0	0	0
0	4,012	0
0	0	0
0	0	0
0	0	0
0	4,012	0

Revised FY 22-23	Change	Proposed FY 23-24
0	0	0
0	0	0
0	0	0
0	0	0
0	0	0
0	0	0
10,000	(10,000)	0
0	0	0
0	0	0
10,000	(10,000)	0

**Staff FTE:**

1XX Administrators  
2XX Teachers (Licensed)  
3XX Non-Teaching Professionals  
4XX Classified - Instructional  
5XX Classified - School Admin  
6XX Classified - Maint, Oper & Trans  
**Total FTE**

Actuals FY 19-20	Actuals FY 20-21	Actuals FY 21-22
0.00	0.00	0.00
0.00	0.00	0.00
Information Not	0.00	0.00
0.00	0.00	0.00
0.00	0.00	0.00
0.00	0.00	0.00
0.00	0.00	0.00

Revised FY 22-23	Change	Proposed FY 23-24
0.00	0.00	0.00
0.00	0.00	0.00
0.00	0.00	0.00
0.00	0.00	0.00
0.00	0.00	0.00
0.00	0.00	0.00
0.00	0.00	0.00
0.00	0.00	0.00

**Monument Academy**  
**Proposed Budget**  
**General Fund Detail Budgets**  
**FY 2023/24**

**Program:** 2800  
**Program Budget Manager:**

**Central Services/Human Resources**  
 Krista Pelly & Jake Dicus

**Program Description:**

The Central Services program series typically account for the expenditures related to Human Resources and Information Technology. This includes the staffing, software costs and any other costs related to employee hiring, evaluation and dismissal. The Information Technology (IT) expenses are currently not accounted for in this program but foreseeably will in the future.

**Central Services (28)**

	Actuals FY 19-20	Actuals FY 20-21	Actuals FY 21-22	Revised FY 22-23	Change	Proposed FY 23-24
01XX Salaries	34,776	23,808	27,851	40,320	226,571	266,891
01XX Supplemental Pay & Stipends	0	0	0	0	0	
02XX Employee Benefits	17,885	30,741	13,364	22,330	68,881	91,211
03XX Professional Services	81,232	61,712	65,200	90,000	20,000	110,000
04XX Property Services	0	0	0	1,000	(1,000)	0
05XX Other Services	47,669	94,514	94,156	113,000	(8,000)	105,000
06XX Supplies & Materials	31,976	46,282	44,121	42,000	32,000	74,000
07XX Equipment	20,777	156,184	92,463	90,000	(60,000)	30,000
08XX Other Objects	0	0	0	0	0	0
09XX Other Uses	0	0	0	0	0	0
<b>Total Central Services</b>	<b>234,315</b>	<b>413,241</b>	<b>337,155</b>	<b>398,650</b>	<b>278,452</b>	<b>677,102</b>

**Staff FTE:**

	Actuals FY 19-20	Actuals FY 20-21	Actuals FY 21-22	Revised FY 22-23	Change	Proposed FY 23-24
1XX Administrators	Detailed Information Not Available				0.00	
2XX Teachers (Licensed)					0.00	
3XX Non-Teaching Professionals					0.00	
4XX Classified - Instructional					0.00	
5XX Classified - School Admin					0.00	
6XX Classified - Maint, Oper & Trans					0.00	
<b>Total FTE</b>	<b>0.00</b>	<b>0.00</b>	<b>0.00</b>	<b>0.00</b>	<b>0.00</b>	<b>0.00</b>

**Monument Academy**  
**Proposed Budget**  
**General Fund Detail Budgets**  
**FY 2023/24**

**Program:** Summary by Program & Object  
**Program Budget Manager:** N/A

**Expenditures by Major Program**

<b>0010-2099</b>	Instructional Services	6,231,591
<b>21XX</b>	Pupil Services	505,467
<b>22XX</b>	Instructional Support	688,685
<b>23XX</b>	General Administration	642,376
<b>24XX</b>	School Administration	1,050,629
<b>25XX</b>	Business Services	261,173
<b>26XX</b>	Maintenance & Operations	4,208,419
<b>27XX</b>	Transportation	0
<b>28XX</b>	Central Services	677,102
<b>29XX</b>	Community Services	0
	Misc Expenses & Transfers	0
	<b>Total Programs</b>	<b>\$14,265,441</b>

**Expenditures by Major Account**

<b>011X</b>	Salaries	6,315,912
<b>02XX</b>	Employee Benefits	2,216,775
<b>03XX</b>	Purchased Services	678,850
<b>04XX</b>	Property. Services	1,258,100
<b>05XX</b>	Other Services	2,660,251
<b>06XX</b>	Supplies & Materials	683,630
<b>07XX</b>	Capital Outlay	135,494
<b>08XX</b>	Other Expenditures	316,430
<b>09XX</b>	<b>Total Objects</b>	<b>\$14,265,441</b>

**Staff FTE:**

<b>1XX</b>	Administrators	0.00
<b>2XX</b>	Teachers (Licensed)	0.00
<b>3XX</b>	Non-Teaching Professionals	0.00
<b>4XX</b>	Classified - Instructional	0.00
<b>5XX</b>	Classified - School Admin	0.00
<b>6XX</b>	Classified - Maint, Oper & Trans	0.00
	<b>Total FTE</b>	<b>0.00</b>

**Monument Academy**

**Proposed Budget**

**Preschool Fund**

**FY 2023/24**

	Actuals FY 19-20	Actuals FY 20-21	Actuals FY 21-22	Revised FY 22-23	Change	Proposed FY 23-24
<b>Beginning Fund Balance</b>						
Fund Balance	21,496	54,578	85,186	54,578	20,422	75,000
<b>Total Beginning Fund Balance</b>	21,496	54,578	85,186	54,578	20,422	75,000
<b>Revenues</b>						
Allocations from General Fund	0	0	0	0	0	0
Other Revenue	235,281	313,295	309,337	322,150	191,450	513,600
<b>Total Revenues</b>	235,281	313,295	309,337	322,150	191,450	513,600
<b>Total Resources Available</b>	256,777	367,873	394,523	376,728	211,872	588,600
<b>Preschool Expenditures</b>						
Salaries	152,687	190,032	210,479	216,936	75,569	292,505
Employee Benefits	45,515	60,675	71,964	77,802	28,962	106,764
Purchased Services	0	0	0	0	0	0
Purchased Property Services	0	30,000	30,000	30,000	0	30,000
General Instructional Supplies	3,997	1,980	5,480	2,500	9,500	12,000
Equipment & Technology	0	0	0	0	0	0
Indirect Costs	0	0	0	0	0	0
Contingency	0	0	0	0	0	0
<b>Total Expenditures</b>	202,199	282,687	317,923	327,238	114,031	441,269
<b>Surplus/(Deficit)</b>	33,082	30,608	(8,586)	(5,088)	77,419	72,331
<b>Fund Balances</b>						
Fund Balance	54,578	85,186	76,600	49,490	97,841	147,331
<b>Total Ending Fund Balance</b>	54,578	85,186	76,600	49,490	97,841	147,331
<b>Total Expenditures &amp; Fund Balance</b>				376,728	211,872	588,600
<b>Total Appropriation</b>				\$ 376,728		\$ 588,600
<b>Staff FTE:</b>						
1XX Administrators				0.50	0.50	1.00
2XX Teachers (Licensed)				4.50	-0.50	4.00
3XX Non-Teaching Professionals				0.00	0.00	0.00
4XX Classified - Instructional				3.00	-1.00	2.00
5XX Classified - School Admin				0.00	0.00	0.00
6XX Classified - Maint, Oper & Trans				0.00	0.00	0.00
Total FTE	0.00	0.00	0.00	8.00	-1.00	7.00

**Monument Academy**

**Proposed Budget**

**Facilities Corp Fund**

**FY 2023/24**

	Actuals FY 19-20	Actuals FY 20-21	Actuals FY 21-22	Revised FY 22-23	Change	Proposed FY 23-24
<b>Beginning Fund Balance</b>						
Fund Balance	1,520,651	1,543,177	1,554,167	1,543,177	(43,177)	1,500,000
<b>Total Beginning Fund Balance</b>	1,520,651	1,543,177	1,554,167	1,543,177	(43,177)	1,500,000
<b>Revenues</b>						
Local Revenue	943,464	930,628	929,844	931,357	(6,357)	925,000
State Revenue	0	0	0	0	0	0
Other Revenue	0	0	0	0	0	0
<b>Total Revenues</b>	943,464	930,628	929,844	931,357	(6,357)	925,000
<b>Total Resources Available</b>	2,464,115	2,473,805	2,484,011	2,474,534	(49,534)	2,425,000
<b>Expenditures</b>						
011X Salaries	0	0	0	0	0	0
02XX Employee Benefits	0	0	0	0	0	0
03XX Professional Services	0	0	0	0	1,000	1,000
04XX Property Services	0	0	0	0	0	0
05XX Other Services	0	0	0	0	0	0
06XX Supplies & Materials	0	0	0	0	0	0
07XX Equipment	0	0	0	0	0	0
08XX Other Objects	520,938	504,638	487,638	504,638	(53,100)	451,538
09XX Other Uses	400,000	415,000	435,000	415,000	55,000	470,000
<b>Total Expenditures</b>	920,938	919,638	922,638	919,638	2,900	922,538
<b>Surplus/(Deficit)</b>	22,526	10,990	7,206	11,719	(9,257)	2,462
<b>Fund Balances</b>						
Fund Balance	1,543,177	1,554,167	1,561,373	1,554,896	(52,434)	1,502,462
<b>Total Ending Fund Balance</b>	1,543,177	1,554,167	1,561,373	1,554,896	(52,434)	1,502,462
<b>Total Expenditures &amp; Fund Balance</b>				2,474,534	(49,534)	2,425,000
<b>Total Appropriation</b>				\$ 2,474,534		\$2,425,000

**Monument Academy**

**Proposed Budget**

**Foundation Fund**

**FY 2023/24**

	Actuals FY 19-20	Actuals FY 20-21	Actuals FY 21-22	Revised FY 22-23	Change	Proposed FY 23-24
<b>Beginning Fund Balance</b>						
Fund Balance	(115,058)	6,904,511	1,903,861	1,894,575	(694,575)	1,200,000
<b>Total Beginning Fund Balance</b>	(115,058)	6,904,511	1,903,861	1,894,575	(694,575)	1,200,000
<b>Revenues</b>						
Local Revenue	333,833	4,989	728,565	1,832,438	17,562	1,850,000
State Revenue	0	0	0	0	0	0
Other Revenue	28,950,000	0	0	0	0	0
<b>Total Revenues</b>	29,283,833	4,989	728,565	1,832,438	17,562	1,850,000
<b>Total Resources Available</b>	29,168,775	6,909,500	2,632,426	3,727,013	(677,013)	3,050,000
<b>Expenditures</b>						
011X Salaries	0	0	0	0	0	0
02XX Employee Benefits	0	0	0	0	0	0
03XX Professional Services	48,083	392	13	500	500	1,000
04XX Property Services	0	0	0	0	0	0
05XX Other Services	0	0	0	0	0	0
06XX Supplies & Materials	0	0	0	0	0	0
07XX Equipment	20,168,348	3,553,810	0	0	0	0
08XX Other Objects	2,047,833	1,451,437	1,451,725	1,451,438	(22,938)	1,428,500
09XX Other Uses	0	0	0	380,000	25,000	405,000
<b>Total Expenditures</b>	22,264,264	5,005,639	1,451,738	1,831,938	2,562	1,834,500
<b>Surplus/(Deficit)</b>	7,019,569	(5,000,650)	(723,173)	500	15,000	15,500
<b>Fund Balances</b>						
Fund Balance	6,904,511	1,903,861	1,180,688	1,895,075	(679,575)	1,215,500
<b>Total Ending Fund Balance</b>	6,904,511	1,903,861	1,180,688	1,895,075	(679,575)	1,215,500
<b>Total Expenditures &amp; Fund Balance</b>				3,727,013	(677,013)	3,050,000
<b>Total Appropriation</b>				\$ 1,831,938		\$3,050,000

**Monument Academy**


**Proposed Budget**

**Pupil Activity Fund**

**FY 2023/24**

	Actuals FY 19-20	Actuals FY 20-21	Actuals FY 21-22	Revised FY 22-23	Change	Proposed FY 23-24
<b>Beginning Fund Balance</b>						
Fund Balance	81,477	81,477	98,882	123,144	76,856	200,000
<b>Total Beginning Fund Balance</b>	81,477	81,477	98,882	123,144	76,856	200,000
<b>Revenues</b>						
Local Revenue		88,283	326,423	240,000	10,000	250,000
State Revenue		0	0	0	0	0
Allocations from General Fund		0	0	0	0	0
<b>Total Revenues</b>	0	88,283	326,423	240,000	10,000	250,000
<b>Total Resources Available</b>	81,477	169,760	425,305	363,144	86,856	450,000
<b>Expenditures</b>						
03XX Professional Services		0	0	0	0	0
04XX Property Services		0	0	0	0	0
05XX Other Services		0	0	0	0	0
06XX Supplies & Materials		70,878	302,161	0	0	0
07XX Equipment		0	0	0	0	0
08XX Other Objects		0	0	240,000	10,000	250,000
09XX Other Uses		0	0	0	0	0
<b>Total Expenditures</b>	0	70,878	302,161	240,000	10,000	250,000
<b>Surplus/(Deficit)</b>	0	17,405	24,262	0	0	0
<b>Fund Balances</b>						
Fund Balance	81,477	98,882	123,144	123,144	76,856	200,000
<b>Total Ending Fund Balance</b>	81,477	98,882	123,144	123,144	76,856	200,000
<b>Total Expenditures &amp; Fund Balance</b>				363,144	86,856	450,000
<b>Fund Balance, End of Year</b>				\$ -	\$ -	\$ -
<b>Total Appropriation</b>				\$363,144		\$450,000

# Supplemental Information



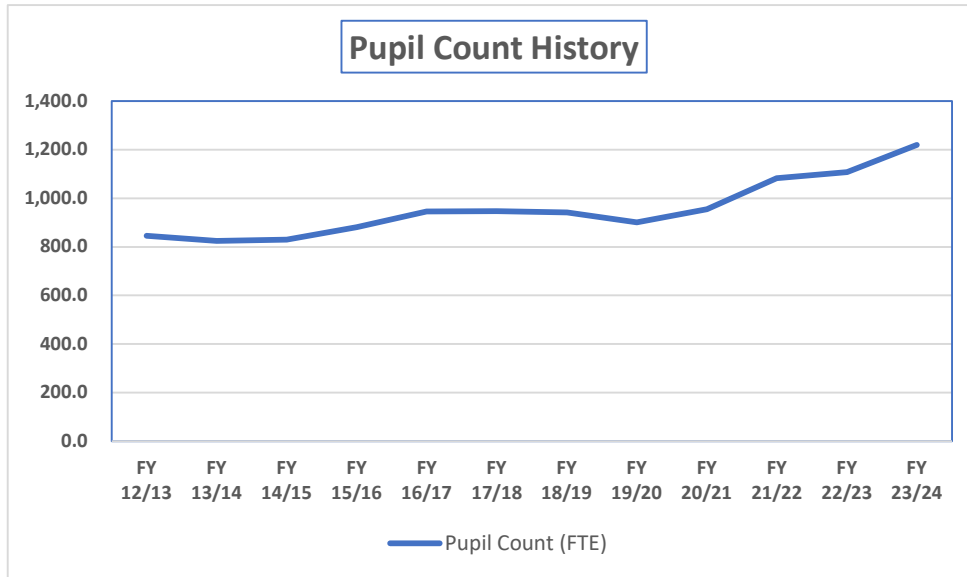
# Monument Academy

## Proposed Budget

### Pupil Count History

FY 2023/24

Fiscal Year	Pupil Count (FTE)	Pupil Count Chg
FY 23/24 (Proj)	1,219.5	112.0
FY 22/23	1,107.5	24.5
FY 21/22	1,083.0	128.0
FY 20/21	955.0	54.0
FY 19/20	901.0	(40.0)
FY 18/19	941.0	(6.0)
FY 17/18	947.0	1.0
FY 16/17	946.0	64.0
FY 15/16	882.0	52.0
FY 14/15	830.0	6.0
FY 13/14	824.0	(22.0)
FY 12/13	846.0	N/A



**Monument Academy**  
**Proposed Budget**  
**Debt Amortization Schedule**  
**FY 2023/24**

Pymt Date	Charter Refunding Bonds - 2014			Charter Bonds - 2019			Totals		
	Principal	Interest	Balance	Principal	Interest	Balance	Principal	Interest	Balance
4/1/2015		159,725.63	14,265,000.00					159,725.63	14,265,000.00
10/1/2015	215,000.00	281,868.75	14,050,000.00				215,000.00	281,868.75	14,050,000.00
4/1/2016		279,718.75	14,050,000.00					279,718.75	14,050,000.00
10/1/2016	370,000.00	279,718.75	13,680,000.00				370,000.00	279,718.75	13,680,000.00
4/1/2017		276,018.75	13,680,000.00					276,018.75	13,680,000.00
10/1/2017	380,000.00	276,018.75	13,300,000.00				380,000.00	276,018.75	13,300,000.00
4/1/2018		270,318.75	13,300,000.00					270,318.75	13,300,000.00
10/1/2018	390,000.00	270,318.75	12,910,000.00				390,000.00	270,318.75	12,910,000.00
4/1/2019		264,468.75	12,910,000.00			28,950,000.00		264,468.75	41,860,000.00
10/1/2019	400,000.00	264,468.75	12,510,000.00		572,517.26	28,950,000.00	400,000.00	836,986.01	41,460,000.00
4/1/2020		256,468.75	12,510,000.00		725,718.75	28,950,000.00	0.00	982,187.50	41,460,000.00
10/1/2020	415,000.00	256,468.75	12,095,000.00		725,718.75	28,950,000.00	415,000.00	982,187.50	41,045,000.00
4/1/2021		248,168.75	12,095,000.00		725,718.75	28,950,000.00	0.00	973,887.50	41,045,000.00
10/1/2021	435,000.00	248,168.75	11,660,000.00		725,718.75	28,950,000.00	435,000.00	973,887.50	40,610,000.00
4/1/2022		239,468.75	11,660,000.00		725,718.75	28,950,000.00	0.00	965,187.50	40,610,000.00
10/1/2022	450,000.00	239,468.75	11,210,000.00		725,718.75	28,950,000.00	450,000.00	965,187.50	40,160,000.00
4/1/2023		230,468.75	11,210,000.00	380,000.00	725,718.75	28,570,000.00	380,000.00	956,187.50	39,780,000.00
10/1/2023	470,000.00	230,468.75	10,740,000.00		714,250.00	28,570,000.00	470,000.00	944,718.75	39,310,000.00
4/1/2024		221,068.75	10,740,000.00	405,000.00	714,250.00	28,165,000.00	405,000.00	935,318.75	38,905,000.00
10/1/2024	490,000.00	221,068.75	10,250,000.00		704,125.00	28,165,000.00	490,000.00	925,193.75	38,415,000.00
4/1/2025		211,268.75	10,250,000.00	425,000.00	704,125.00	27,740,000.00	425,000.00	915,393.75	37,990,000.00
10/1/2025	505,000.00	211,268.75	9,745,000.00		693,509.00	27,740,000.00	505,000.00	904,777.75	37,485,000.00
4/1/2026		198,643.75	9,745,000.00	27,740,000.00	693,486.00	0.00	27,740,000.00	892,129.75	9,745,000.00
10/1/2026	530,000.00	198,643.75	9,215,000.00				530,000.00	198,643.75	9,215,000.00
4/1/2027		190,031.25	9,215,000.00				0.00	190,031.25	9,215,000.00
10/1/2027	550,000.00	190,031.25	8,665,000.00				550,000.00	190,031.25	8,665,000.00
4/1/2028		180,750.00	8,665,000.00				0.00	180,750.00	8,665,000.00
10/1/2028	570,000.00	180,750.00	8,095,000.00				570,000.00	180,750.00	8,095,000.00
4/1/2029		170,418.75	8,095,000.00				0.00	170,418.75	8,095,000.00
10/1/2029	590,000.00	170,418.75	7,505,000.00				590,000.00	170,418.75	7,505,000.00
4/1/2030		159,725.00	7,505,000.00				0.00	159,725.00	7,505,000.00
10/1/2030	610,000.00	159,725.00	6,895,000.00				610,000.00	159,725.00	6,895,000.00
4/1/2031		144,475.00	6,895,000.00				0.00	144,475.00	6,895,000.00
10/1/2031	640,000.00	144,475.00	6,255,000.00				640,000.00	144,475.00	6,255,000.00
4/1/2032		128,475.00	6,255,000.00				0.00	128,475.00	6,255,000.00
10/1/2032	675,000.00	128,475.00	5,580,000.00				675,000.00	128,475.00	5,580,000.00
4/1/2033		111,600.00	5,580,000.00				0.00	111,600.00	5,580,000.00
10/1/2033	705,000.00	111,600.00	4,875,000.00				705,000.00	111,600.00	4,875,000.00
4/1/2034		97,500.00	4,875,000.00				0.00	97,500.00	4,875,000.00
10/1/2034	735,000.00	97,500.00	4,140,000.00				735,000.00	97,500.00	4,140,000.00
4/1/2035		82,800.00	4,140,000.00				0.00	82,800.00	4,140,000.00
10/1/2035	765,000.00	82,800.00	3,375,000.00				765,000.00	82,800.00	3,375,000.00
4/1/2036		67,500.00	3,375,000.00				0.00	67,500.00	3,375,000.00
10/1/2036	795,000.00	67,500.00	2,580,000.00				795,000.00	67,500.00	2,580,000.00
4/1/2037		51,600.00	2,580,000.00				0.00	51,600.00	2,580,000.00
10/1/2037	825,000.00	51,600.00	1,755,000.00				825,000.00	51,600.00	1,755,000.00
4/1/2038		35,100.00	1,755,000.00				0.00	35,100.00	1,755,000.00
10/1/2038	860,000.00	35,100.00	895,000.00				860,000.00	35,100.00	895,000.00
4/1/2039		17,900.00	895,000.00				0.00	17,900.00	895,000.00
10/1/2039	895,000.00	17,900.00	0.00				895,000.00	17,900.00	0.00
<b>Totals</b>	<b>\$14,265,000.00</b>	<b>\$8,709,506.88</b>	<b>\$22,974,506.88</b>	<b>\$28,950,000.00</b>	<b>\$9,876,293.51</b>	<b>\$38,826,293.51</b>	<b>\$43,215,000.00</b>	<b>\$18,585,800.39</b>	<b>\$61,800,800.39</b>


Monument Academy

Proposed Budget

School Budgets

FY 2023/24

# School Budgets



**Monument Academy**

**Budget by School (\$)**

**FY 2023/24**

<b>Enrollment</b>	<b>676.5</b>	<b>402.0</b>	<b>141.0</b>	<b>1,219.50</b>
	<b>MA Elem</b>	<b>MA Middle</b>	<b>MA High</b>	<b>Total</b>
<b>Revenues:</b>				
Property Taxes - MLO	415,953	247,174	86,695	749,822
Earnings on Investments	50,000	43,410	22,500	115,910
Instructional Materials Fees	108,240	114,570	40,185	262,995
Community Services Fees	30,000	0	0	30,000
Other Local Revenues	55,000	114,570	127,000	296,570
<b>Total Local Revenues</b>	<b>659,193</b>	<b>519,724</b>	<b>276,380</b>	<b>1,455,297</b>
Per-Pupil Funding	6,788,001	4,033,668	1,414,794	12,236,463
Capital Construction Funds	242,620	144,173	50,568	437,361
Education of the Handicapped	0	0	0	0
English Language Proficiency	10,000	0	0	10,000
READ Act Revenue	25,000	0	0	25,000
Gifted & Talented	15,000	0	0	15,000
On-Behalf Payment	0	0	0	0
Other State Revenue	78,320	0	0	78,320
<b>Total State Revenues</b>	<b>7,158,941</b>	<b>4,177,841</b>	<b>1,465,362</b>	<b>12,802,144</b>
Other Federal Revenue	8,000	0	0	8,000
CARES Relief Funds	0	0	0	0
ESSER Relief Funds	0	0	0	0
<b>Total Federal Revenues</b>	<b>8,000</b>	<b>0</b>	<b>0</b>	<b>8,000</b>
<b>Total Revenues</b>	<b>7,826,134</b>	<b>4,697,565</b>	<b>1,741,743</b>	<b>14,265,441</b>
<b>Expenditures:</b>				
<b>Instruction (1000s)</b>				
Salaries	2,299,776	1,063,104	488,126	3,851,006
Employee Benefits	829,191	388,864	164,948	1,383,002
Purch Svcs	0	0	0	0
Other Exp	2,625	0	1,000	3,625
Supplies & Materials	179,300	27,000	68,430	274,730
Capital Outlay	60,494	0	0	60,494
<b>Total Instruction</b>	<b>3,371,386</b>	<b>1,478,968</b>	<b>722,504</b>	<b>5,572,858</b>
<b>Special Education (1700s)</b>				
Salaries	145,424	89,832	98,352	333,608
Employee Benefits	55,999	35,043	36,990	128,032
Purch Svcs	50,000	5,000	10,000	65,000
Other Exp	51,000	0	1,000	52,000
Supplies & Materials	5,000	500	4,000	9,500
Capital Outlay	0	0	0	0
<b>Total Special Education</b>	<b>307,423</b>	<b>130,375</b>	<b>150,342</b>	<b>588,140</b>
<b>Athletics/Co-Curricular (1800s)</b>				
Salaries	30,000	0	27,463	57,463
Employee Benefits	6,855	0	6,275	13,130
Purch Svcs	0	0	0	0
Other Exp	0	0	0	0
Supplies & Materials	0	0	0	0
Capital Outlay	0	0	0	0
<b>Total Athletics/Co-Curricular</b>	<b>36,855</b>	<b>0</b>	<b>33,738</b>	<b>70,593</b>
<b>Pupil Support Svcs</b>				
Salaries	231,212	67,438	72,409	371,059
Employee Benefits	78,962	24,700	25,546	129,208
Purch Svcs	0	0	0	0
Other Exp	0	0	0	0
Supplies & Materials	2,000	0	3,200	5,200
Capital Outlay	0	0	0	0
<b>Total Pupil Services</b>	<b>312,173</b>	<b>92,139</b>	<b>101,155</b>	<b>505,467</b>

# Monument Academy

## Budget by School (\$)

FY 2023/24

Enrollment	676.5	402.0	141.0	1,219.50
	MA Elem	MA Middle	MA High	Total

### Instr Staff Services

Salaries	305,058	0	144,900	449,958
Employee Benefits	102,223	0	45,304	147,527
Purch Svcs	55,000	152,807	0	207,807
Other Exp	0	0	0	0
Supplies & Materials	20,000	0	16,200	36,200
Capital Outlay	0	0	0	0
Total Instructional Staff Services	482,282	152,807	206,404	841,492

### General Administration

Salaries	0	0	0	0
Employee Benefits	0	0	0	0
Purch Svcs	147,750	122,277	85,800	355,827
Other Exp	305,460	0	63,666	369,126
Supplies & Materials	17,000	0	10,000	27,000
Capital Outlay	0	0	0	0
Dues & Fees	7,000	0	5,700	12,700
Total General Administration	477,210	122,277	165,166	764,653

### School Administration

Salaries	341,524	255,073	179,048	775,645
Employee Benefits	110,098	81,054	58,332	249,485
Purch Svcs	5,000	0	5,000	10,000
Other Exp	0	0	0	0
Supplies & Materials	5,000	2,500	5,000	12,500
Capital Outlay	0	0	0	0
Dues & Fees	1,000	1,000	1,000	3,000
Total School Administration	462,622	339,627	248,380	1,050,629

### Business Services

Salaries	33,390	0	22,260	55,650
Employee Benefits	11,114	0	8,409	19,523
Purch Svcs	80,000	99,700	103,500	283,200
Other Exp	0	0	0	0
Supplies & Materials	2,000	0	500	2,500
Capital Outlay	0	0	0	0
Total Business Services	126,504	99,700	134,669	360,872

### Facilities

Salaries	70,800	0	83,832	154,632
Employee Benefits	24,888	0	30,769	55,657
Purch Svcs	7,500	1,760,065	14,300	1,781,865
Purch Property Svcs	1,238,100	0	20,000	1,258,100
Other Exp	25,000	0	2,105,500	2,130,500
Supplies & Materials	129,000	0	113,000	242,000
Capital Outlay	30,000	0	15,000	45,000
Capital Lease	300,730	0	0	300,730
Total Facilities	1,826,018	1,760,065	2,382,401	5,968,483

### Central Services

Salaries	160,135	0	106,756	266,891
Employee Benefits	54,527	0	36,684	91,211
Purch Svcs	85,000	187,630	25,000	297,630
Other Exp	67,000	0	38,000	105,000
Supplies & Materials	42,000	0	32,000	74,000
Capital Outlay	15,000	0	15,000	30,000
Total Central Services	423,661	187,630	253,441	864,733

# **Monument Academy**

## **Budget by School (\$)**

**FY 2023/24**

Enrollment	676.5	402.0	141.0	1,219.50
	MA Elem	MA Middle	MA High	Total
<b>Middle School Allocations</b>				
Instructional Staff Services (2200's)			(152,807)	(152,807)
General Administration (2300's)			(122,277)	(122,277)
Business Services (2500's)			(99,700)	(99,700)
Facilities & Operations (2600's)			(1,760,065)	(1,760,065)
Central Services			(187,630)	(187,630)
Total Middle School Allocations	0	0	(2,322,479)	(2,322,479)
<b>Total Budget</b>	<b>\$7,826,133</b>	<b>\$4,363,588</b>	<b>\$2,075,720</b>	<b>\$14,265,441</b>
<b>Net Income (Deficit)</b>	<b>\$0</b>	<b>\$333,977</b>	<b>-\$333,978</b>	<b>\$0</b>

<b>Summary by Object</b>	<b>MA Elem</b>	<b>MA Middle</b>	<b>MA High</b>	<b>Total</b>
Salaries	3,617,318	1,475,448	1,223,146	6,315,912
Employee Benefits	1,273,856	529,661	413,258	2,216,775
Purch Svcs	430,250	2,327,479	243,600	3,001,329
Purch Prof Svcs	1,238,100	0	20,000	1,258,100
Other Exp	451,085	0	2,209,166	2,660,251
Supplies & Materials	401,300	30,000	252,330	683,630
Capital Outlay	105,494	0	30,000	135,494
Dues & Fees	8,000	1,000	6,700	15,700
Capital Lease	300,730	0	0	300,730
Middle School Allocations	0	0	(2,322,479)	(2,322,479)
Total Central Services	<b>\$7,826,133</b>	<b>\$4,363,588</b>	<b>\$2,075,720</b>	<b>\$14,265,441</b>

**Monument Academy**

**Staffing by School (FTE)**

**FY 2023/24**

Enrollment	0.0	676.5	402.0	141.0	1,219.50
	MA Preschool	MA Elem	MA Middle	MA High	Total
<b>Instruction</b>					
Administrators	0.00	0.00	0.00	0.00	0.00
Teachers & Licensed Staff	4.00	41.60	21.40	9.70	72.70
Non-Teaching Professionals	0.00	0.00	0.10	0.00	0.10
Classified - School Parapro	2.00	10.50	0.00	0.00	10.50
Classified - School Admin	0.00	0.00	0.00	0.00	0.00
Classified - Facilities/Trans	0.00	0.00	0.00	0.00	0.00
Total Instruction	6.00	52.10	21.50	9.70	83.30
<b>Special Education</b>					
Administrators	0.00	0.00	0.00	0.00	0.00
Teachers & Licensed Staff	0.00	2.00	1.00	2.00	5.00
Non-Teaching Professionals	0.00	0.00	0.00	0.00	0.00
Classified - School Parapro	0.00	2.00	1.50	0.50	4.00
Classified - School Admin	0.00	0.00	0.00	0.00	0.00
Classified - Facilities/Trans	0.00	0.00	0.00	0.00	0.00
Total Special Education	0.00	4.00	2.50	2.50	9.00
<b>Pupil Support Services</b>					
Administrators	0.00	0.00	0.00	0.00	0.00
Teachers & Licensed Staff	0.00	4.00	0.90	1.10	6.00
Non-Teaching Professionals	0.00	0.00	0.00	0.00	0.00
Classified - School Parapro	0.00	0.50	0.70	0.45	1.65
Classified - School Admin	0.00	0.00	0.00	0.00	0.00
Classified - Facilities/Trans	0.00	0.00	0.00	0.00	0.00
Total Pupil Support Services	0.00	4.50	1.60	1.55	7.65
<b>Instructional Staff Services</b>					
Administrators	0.00	3.10	0.00	1.30	4.40
Teachers & Licensed Staff	0.00	2.50	0.00	0.00	2.50
Non-Teaching Professionals	0.00	0.00	0.00	0.00	0.00
Classified - School Parapro	0.00	0.00	0.00	0.00	0.00
Classified - School Admin	0.00	0.00	0.00	0.00	0.00
Classified - Facilities/Trans	0.00	0.00	0.00	0.00	0.00
Total Instructional Staff Services	0.00	5.60	0.00	1.30	6.90
<b>General Administration</b>					
Administrators	0.00	0.00	0.00	0.00	0.00
Teachers & Licensed Staff	0.00	0.00	0.00	0.00	0.00
Non-Teaching Professionals	0.00	0.00	0.00	0.00	0.00
Classified - School Parapro	0.00	0.00	0.00	0.00	0.00
Classified - School Admin	0.00	0.00	0.00	0.00	0.00
Classified - Facilities/Trans	0.00	0.00	0.00	0.00	0.00
Total General Administration	0.00	0.00	0.00	0.00	0.00
<b>School Administration</b>					
Administrators	1.00	2.00	2.00	1.80	5.80
Teachers & Licensed Staff	0.00	0.00	0.00	0.00	0.00
Non-Teaching Professionals	0.00	1.00	0.50	0.50	2.00
Classified - School Parapro	0.00	0.00	0.00	0.00	0.00
Classified - School Admin	0.00	2.60	1.50	1.50	5.60
Classified - Facilities/Trans	0.00	0.00	0.00	0.00	0.00
Total School Administration	1.00	5.60	4.00	3.80	13.40
<b>Business Support Services</b>					
Administrators	0.00	0.00	0.00	0.00	0.00
Teachers & Licensed Staff	0.00	0.00	0.00	0.00	0.00
Non-Teaching Professionals	0.00	0.00	0.00	0.00	0.00
Classified - School Parapro	0.00	0.00	0.00	0.00	0.00
Classified - School Admin	0.00	0.60	0.00	0.40	1.00
Classified - Facilities/Trans	0.00	0.00	0.00	0.00	0.00
Total Business Support Services	0.00	0.60	0.00	0.40	1.00

**Monument Academy****Staffing by School (FTE)**

FY 2023/24

Enrollment	0.0	676.5	402.0	141.0	1,219.50
	MA Preschool	MA Elem	MA Middle	MA High	Total

**Facilities**

Administrators	0.00	0.00	0.00	0.00	0.00
Teachers & Licensed Staff	0.00	0.00	0.00	0.00	0.00
Non-Teaching Professionals	0.00	0.00	0.00	0.00	0.00
Classified - School Parapro	0.00	0.00	0.00	0.00	0.00
Classified - School Admin	0.00	0.00	0.00	0.00	0.00
Classified - Facilities/Trans	0.00	1.50	0.00	2.00	3.50
Total Facilities	0.00	1.50	0.00	2.00	3.50

**Central Services**

Administrators	0.00	1.20	0.00	0.40	1.60
Teachers & Licensed Staff	0.00	0.00	0.00	0.00	0.00
Non-Teaching Professionals	0.00	0.00	0.00	0.40	0.40
Classified - School Parapro	0.00	0.00	0.00	0.00	0.00
Classified - School Admin	0.00	1.20	0.00	0.80	2.00
Classified - Facilities/Trans	0.00	0.00	0.00	0.00	0.00
Total Central Services	0.00	2.40	0.00	1.60	4.00

**Total Budget**

7.00	76.30	29.60	22.85	128.75
------	-------	-------	-------	--------

**Total by Employee Category**

Administrators	1.00	6.30	2.00	3.50	11.80
Teachers & Licensed Staff	4.00	50.10	23.30	12.80	86.20
Non-Teaching Professionals	0.00	1.00	0.60	0.90	2.50
Classified - School Parapro	2.00	13.00	2.20	0.95	16.15
Classified - School Admin	0.00	4.40	1.50	2.70	8.60
Classified - Facilities/Trans	0.00	1.50	0.00	2.00	3.50
Total Central Services	7.00	76.30	29.60	22.85	128.75

**Monument Academy**  
**Monument Academy Elementary**  
**Budget by School (\$)**  
**FY 2023/24**

Enrollment		FY 21/22	FY 22/23	FY 23/24
676.5		Audit	Budget	Budget
Revenues				
Property Taxes - MLO	362,628	359,375	415,953	
Tuition	0	0	0	
Earnings on Investments	9,044	15,916	50,000	
Instructional Materials Fees	91,041	104,375	108,240	
Community Services Fees	30,000	30,000	30,000	
Other Local Revenues	92,301	37,000	55,000	
Total Local Revenues	585,014	546,666	659,193	
Per-Pupil Funding	5,319,729	5,698,628	6,788,001	
Capital Construction Funds	259,319	212,500	242,620	
Education of the Handicapped	0	0	0	
English Language Proficiency	0	9,847	10,000	
READ Act Revenue	24,925	25,044	25,000	
Gifted & Talented	0	13,749	15,000	
On-Behalf Payment	0	0	0	
Other State Revenue	0	0	78,320	
Total State Revenues	5,603,973	5,959,768	7,158,941	
Other Federal Revenue	3,514	13,000	8,000	
CARES Relief Funds	0	0	0	
ESSER Relief Funds	314,672	0	0	
Total Federal Revenues	318,186	13,000	8,000	
	\$6,507,173	\$6,519,434	\$7,826,134	
Instruction (1000s)				
Salaries	1,776,978	1,842,764	2,299,776	
Employee Benefits	637,566	656,379	829,191	
Purch Svcs	96,627	53,550	0	
Other Exp	876	2,625	2,625	
Supplies & Materials	131,249	115,401	179,300	
Capital Outlay	0	27,289	60,494	
Total Instruction	2,643,296	2,698,007	3,371,386	
Special Education (1700s)				
Salaries	106,025	158,868	145,424	
Employee Benefits	45,607	52,746	55,999	
Purch Svcs	48,165	45,000	50,000	
Other Exp	368	625	51,000	
Supplies & Materials	1,220	4,836	5,000	
Capital Outlay	0	0	0	
Total Special Education	201,385	262,075	307,423	
Athletics/Co-Curricular (1800s)				
Salaries	1,750	25,711	30,000	
Employee Benefits	665	6,247	6,855	
Purch Svcs	0	0	0	
Other Exp	0	0	0	
Supplies & Materials	0	0	0	
Capital Outlay	0	0	0	
Total Athletics/Cocurricular	2,415	31,958	36,855	

**Monument Academy**  
**Monument Academy Elementary**  
**Budget by School (\$)**  
**FY 2023/24**

Enrollment	FY 21/22	FY 22/23	FY 23/24
676.5	Audit	Budget	Budget
<b>Pupil Support Svcs</b>			
Salaries	94,170	169,205	231,212
Employee Benefits	24,645	46,838	78,962
Purch Svcs	46,781	36,000	0
Other Exp	0	0	0
Supplies & Materials	1,691	2,901	2,000
Capital Outlay	0	0	0
Total Pupil Services	167,287	254,944	312,173
<b>Instr Staff Services</b>			
Salaries	80,145	95,285	305,058
Employee Benefits	25,904	27,749	102,223
Purch Svcs	0	6,695	55,000
Other Exp	0	0	0
Supplies & Materials	19,857	14,144	20,000
Capital Outlay	0	0	0
Total Instructional Staff Services	125,906	143,873	482,282
<b>General Administration</b>			
Salaries	67,200	67,073	0
Employee Benefits	18,597	18,667	0
Purch Svcs	65,936	34,361	147,750
Other Exp	352,696	365,842	305,460
Supplies & Materials	3,507	5,078	17,000
Capital Outlay	0	0	0
Dues & Fees	0	0	7,000
Total General Administration	507,936	491,021	477,210
<b>School Administration</b>			
Salaries	260,683	355,339	341,524
Employee Benefits	94,682	116,617	110,098
Purch Svcs	38,243	5,500	5,000
Other Exp	29,346	37,500	0
Supplies & Materials	0	97	5,000
Capital Outlay	0	0	0
Dues & Fees	8,940	7,500	1,000
Total School Administration	431,894	522,553	462,622
<b>Business Services</b>			
Salaries	138,330	110,045	33,390
Employee Benefits	38,809	35,167	11,114
Purch Svcs	9,883	9,838	80,000
Other Exp	0	0	0
Supplies & Materials	0	242	2,000
Capital Outlay	0	0	0
Total Business Services	187,022	155,292	126,504

**Monument Academy**  
**Monument Academy Elementary**  
**Budget by School (\$)**  
**FY 2023/24**

	Enrollment	FY 21/22	FY 22/23	FY 23/24
	676.5	Audit	Budget	Budget
<b>Facilities/Transportation</b>				
Salaries		117,592	89,780	70,800
Employee Benefits		33,557	25,806	24,888
Purch Svcs		6,750	7,050	7,500
Other Exp		27,397	24,000	25,000
Purch Prof Svcs/Utilities		1,169,970	1,227,426	1,238,100
Supplies & Materials		144,384	125,565	129,000
Capital Outlay		2,664	25,500	30,000
Capital Lease		0	0	300,730
Total Facilities		1,502,314	1,525,127	1,826,018
<b>Central Services</b>				
Salaries		2,583	22,537	160,135
Employee Benefits		7,150	12,130	54,527
Purch Svcs		32,601	46,000	85,000
Other Exp		57,411	63,500	67,000
Supplies & Materials		25,552	22,000	42,000
Capital Outlay		48,834	50,000	15,000
Total Central Services		174,131	216,167	423,661
<b>Total Expenditures</b>		<b>\$5,943,586</b>	<b>\$6,301,017</b>	<b>\$7,826,133</b>
<b>Net Income</b>		<b>\$563,587</b>	<b>\$218,417</b>	<b>\$0</b>
<b>Summary by Object</b>				
Salaries		2,645,456	2,936,606	3,617,318
Employee Benefits		927,182	998,346	1,273,856
Purch Svcs		344,986	243,994	430,250
Purch Prof Svcs		1,169,970	1,227,426	1,238,100
Other Exp		468,094	494,092	451,085
Supplies & Materials		327,460	290,264	401,300
Capital Outlay		51,498	102,789	105,494
Dues & Fees/Capital Lease		8,940	7,500	308,730
Total Expenditures by Object		<b>\$5,943,586</b>	<b>\$6,301,017</b>	<b>\$7,826,133</b>

**Monument Academy**  
**Monument Academy Middle**  
**Budget by School (\$)**  
**FY 2023/24**

Enrollment		FY 21/22	FY 22/23	FY 23/24
402.0		Audit	Budget	Budget
<b>Revenues</b>				
Property Taxes - MLO				247,174
Tuition				0
Earnings on Investments				43,410
Instructional Materials Fees				114,570
Community Services Fees				0
Other Local Revenues				114,570
Total Local Revenues	0	0	0	519,724
Per-Pupil Funding				4,033,668
Capital Construction Funds				144,173
Education of the Handicapped				0
English Language Proficiency				0
READ Act Revenue				0
Gifted & Talented				0
On-Behalf Payment				0
Other State Revenue				0
Total State Revenues	0	0	0	4,177,841
Other Federal Revenue				0
CARES Relief Funds				0
ESSER Relief Funds				0
Total Federal Revenues	0	0	0	0
	\$0	\$0	\$0	\$4,697,565
<b>Instruction (1000s)</b>				
Salaries			746,630	1,063,104
Employee Benefits			74,100	388,864
Purch Svcs			0	0
Other Exp			0	0
Supplies & Materials			24,000	27,000
Capital Outlay			0	0
Total Instruction	0	844,730	844,730	1,478,968
<b>Special Education (1700s)</b>				
Salaries				89,832
Employee Benefits				35,043
Purch Svcs				5,000
Other Exp				0
Supplies & Materials				500
Capital Outlay				0
Total Special Education	0	0	0	130,375
<b>Athletics/Co-Curricular (1800s)</b>				
Salaries				0
Employee Benefits				0
Purch Svcs				0
Other Exp				0
Supplies & Materials				0
Capital Outlay				0
Total Athletics/Cocurricular	0	0	0	0

**Monument Academy**  
**Monument Academy Middle**  
**Budget by School (\$)**  
**FY 2023/24**

Enrollment	FY 21/22 Audit	FY 22/23 Budget	FY 23/24 Budget
402.0			
<b>Pupil Support Svcs</b>			
Salaries			67,438
Employee Benefits			24,700
Purch Svcs			0
Other Exp			0
Supplies & Materials			0
Capital Outlay			0
Total Pupil Services	0	0	92,139
<b>Instr Staff Services</b>			
Salaries			
Employee Benefits			
Purch Svcs			152,807
Other Exp			
Supplies & Materials			
Capital Outlay			
Total Instructional Staff Services	0	0	152,807
<b>General Administration</b>			
Salaries			
Employee Benefits			
Purch Svcs			122,277
Other Exp			
Supplies & Materials			
Capital Outlay			
Total General Administration	0	0	122,277
<b>School Administration</b>			
Salaries			255,073
Employee Benefits			81,054
Purch Svcs			0
Other Exp			0
Supplies & Materials			2,500
Capital Outlay			0
Dues & Fees			1,000
Total School Administration	0	0	339,627
<b>Business Services</b>			
Salaries			
Employee Benefits			
Purch Svcs			99,700
Other Exp			
Supplies & Materials			
Capital Outlay			
Total Business Services	0	0	99,700

**Monument Academy**  
**Monument Academy Middle**  
**Budget by School (\$)**  
**FY 2023/24**

Enrollment		FY 21/22	FY 22/23	FY 23/24
402.0		Audit	Budget	Budget
Facilities				
Salaries				
Employee Benefits				
Purch Svcs				1,760,065
Other Exp				
Purch Prof Svcs/Utilities				
Supplies & Materials				
Capital Outlay				
Total Facilities	0	0		1,760,065
Central Services				
Salaries				
Employee Benefits				
Purch Svcs				187,630
Other Exp				
Supplies & Materials				
Capital Outlay				
Total Central Services	0	0		187,630
Total Expenditures		\$0	\$844,730	\$4,363,588
Net Income				\$333,977
Summary by Object				
Salaries	0	746,630	1,475,448	
Employee Benefits	0	74,100	529,661	
Purch Svcs	0	0	2,327,479	
Purch Prof Svcs	0	0	0	
Other Exp	0	0	0	
Supplies & Materials	0	24,000	30,000	
Capital Outlay	0	0	0	
Dues & Fees	0	0	1,000	
Total Expenditures by Object	\$0	\$844,730	\$4,363,588	

**Monument Academy****Monument Academy High****Budget by School (\$)****FY 2023/24**

<b>Enrollment</b>		<b>FY 21/22</b>	<b>FY 22/23</b>	<b>FY 23/24</b>
<b>141</b>		<b>Audit</b>	<b>Budget</b>	<b>Budget</b>
<b>Revenues</b>				
Property Taxes - MLO		266,339	301,875	86,695
Tuition		0	0	0
Earnings on Investments		6,723	11,176	22,500
Instructional Materials Fees		127,364	149,625	40,185
Community Services Fees		0	0	0
Other Local Revenues		65,936	343,000	127,000
Total Local Revenues		466,362	805,676	276,380
Per-Pupil Funding		3,915,479	4,786,848	1,414,794
Capital Construction Funds		0	178,500	50,568
Education of the Handicapped		0	0	0
English Language Proficiency		0	0	0
READ Act Revenue		0	0	0
Gifted & Talented		0	0	0
On-Behalf Payment		0	0	0
Other State Revenue		154,893	0	0
Total State Revenues		4,070,372	4,965,348	1,465,362
Other Federal Revenue		0	0	0
CARES Relief Funds		0	0	0
ESSER Relief Funds		284,890	0	0
Total Federal Revenues		284,890	0	0
		\$4,821,624	\$5,771,024	\$1,741,743
<b>Instruction (1000s)</b>				
Salaries		1,352,673	1,412,259	488,126
Employee Benefits		395,589	500,478	164,948
Purch Svcs		36,104	6,500	0
Other Exp		1,019	3,125	1,000
Supplies & Materials		209,040	89,910	68,430
Capital Outlay		0	0	0
Total Instruction		1,994,425	2,012,272	722,504
<b>Special Education (1700s)</b>				
Salaries		176,354	110,878	98,352
Employee Benefits		55,886	36,946	36,990
Purch Svcs		6,646	45,000	10,000
Other Exp		246	625	1,000
Supplies & Materials		1,101	4,169	4,000
Capital Outlay		0	0	0
Total Special Education		240,233	197,618	150,342
<b>Athletics/Co-Curricular (1800s)</b>				
Salaries		37,500	20,289	27,463
Employee Benefits		8,994	4,787	6,275
Purch Svcs		0	0	0
Other Exp		0	0	0
Supplies & Materials		0	0	0
Capital Outlay		0	0	0
Total Athletics/Cocurricular		46,494	25,076	33,738

**Monument Academy****Monument Academy High****Budget by School (\$)****FY 2023/24**

Enrollment		FY 21/22	FY 22/23	FY 23/24
141		Audit	Budget	Budget
Pupil Support Svcs				
Salaries	134,069	97,060	72,409	
Employee Benefits	33,772	29,649	25,546	
Purch Svcs	0	20,000	0	
Other Exp	0	0	0	
Supplies & Materials	1,243	3,034	3,200	
Capital Outlay	0	0	0	
Total Pupil Services	169,084	149,743	101,155	
Instr Staff Services				
Salaries	41,839	31,905	144,900	
Employee Benefits	9,281	7,290	45,304	
Purch Svcs	0	6,465	0	
Other Exp	0	0	0	
Supplies & Materials	10,326	14,501	16,200	
Capital Outlay	0	0	0	
Total Instructional Staff Services	61,446	60,161	206,404	
General Administration				
Salaries	52,800	52,927	0	
Employee Benefits	14,612	14,730	0	
Purch Svcs	46,317	27,263	85,800	
Other Exp	260,174	301,282	63,666	
Supplies & Materials	1,058	4,377	10,000	
Capital Outlay	0	0	0	
Dues & Fees	0	0	5,700	
Total General Administration	374,961	400,579	165,166	
School Administration				
Salaries	275,513	392,790	179,048	
Employee Benefits	80,733	123,766	58,332	
Purch Svcs	40,137	5,500	5,000	
Other Exp	18,373	37,500	0	
Supplies & Materials	0	83	5,000	
Capital Outlay	0	0	0	
Dues & Fees	6,348	5,700	1,000	
Total School Administration	421,104	565,339	248,380	
Business Services				
Salaries	116,916	86,835	22,260	
Employee Benefits	32,404	27,750	8,409	
Purch Svcs	8,888	11,400	103,500	
Other Exp	0	0	0	
Supplies & Materials	0	207	500	
Capital Outlay	0	0	0	
Total Business Services	158,208	126,192	134,669	

# Monument Academy

## Monument Academy High

### Budget by School (\$)

FY 2023/24

Enrollment	FY 21/22	FY 22/23	FY 23/24
141	Audit	Budget	Budget
<b>Facilities &amp; Transportation</b>			
Salaries	71,261	82,920	83,832
Employee Benefits	15,991	24,238	30,769
Purch Svcs	15,935	6,800	14,300
Other Exp	23,120	25,000	20,000
Purch Prof Svcs/Utilities	677,999	2,115,998	2,105,500
Supplies & Materials	109,111	105,504	113,000
Capital Outlay	108,173	65,000	15,000
Total Facilities & Transportation	1,021,590	2,425,460	2,382,401
<b>Central Services</b>			
Salaries	25,268	17,783	106,756
Employee Benefits	6,214	7,783	36,684
Purch Svcs	32,599	46,000	25,000
Other Exp	36,745	37,916	38,000
Supplies & Materials	18,569	60,000	32,000
Capital Outlay	43,631	5,000	15,000
Total Central Services	163,026	174,483	253,441
<b>Middle School Allocations</b>			
Instructional Staff Services (2200's)			(152,807)
General Administration (2300's)			(122,277)
Business Services (2500's)			(99,700)
Facilities & Operations (2600's)			(1,760,065)
Central Services			(187,630)
Total Middle School Allocations	0	0	(2,322,479)
<b>Total Expenditures</b>	<b>\$4,650,571</b>	<b>\$6,136,923</b>	<b>\$2,075,720</b>
<b>Net Income</b>	<b>\$171,053</b>	<b>(\$365,899)</b>	<b>(\$333,978)</b>
<b>Summary by Object</b>			
Salaries	2,284,193	2,305,646	1,223,146
Employee Benefits	653,476	777,417	413,258
Purch Svcs	186,626	174,928	243,600
Purch Prof Svcs	677,999	2,115,998	2,105,500
Other Exp	339,677	405,448	123,666
Supplies & Materials	350,448	281,785	252,330
Capital Outlay	151,804	70,000	30,000
Dues & Fees	6,348	5,700	6,700
Middle School Allocations	0	0	(2,322,479)
Total Expenditures by Object	\$4,650,571	\$6,136,923	\$2,075,720

## FY2023-2024 UNIFORM BUDGET SUMMARY

<b>Monument Academy Charter School</b> <b>District Code: El Paso Cty, Lewis Palmer D-38</b> <b>Adopted Budget</b> <b>Adopted: May 25, 2023</b> <b>Budgeted Pupil Count: 1,219.5</b>							
	<b>Object Source</b>	<b>11 Charter School Fund</b>	<b>26 Preschool Fund</b>	<b>23 Pupil Activity</b>	<b>52 Building Corp</b>	<b>53 Foundation</b>	<b>TOTAL</b>
<b>Beginning Fund Balance</b>		3,225,000	75,000	200,000	1,500,000	1,200,000	9,425,000
<b>Revenues</b>							
Local Sources	1000 - 1999	1,455,297	513,600	250,000	925,000	1,850,000	6,449,194
Intermediate Sources	2000 - 2999						-
State Sources	3000 - 3999	12,802,144		-			25,604,289
Federal Sources	4000 - 4999	8,000					16,000
<b>Total Revenues</b>		14,265,441	513,600	250,000	925,000	1,850,000	32,069,483
<b>Total Beginning Fund Balance and Reserves</b>		17,490,441	588,600	450,000	2,425,000	3,050,000	41,494,483
Total Allocations To/From Other Funds	5800		-				-
Transfers To/From Other Funds	5200 - 5300						-
Other Sources	5500,5900,						-
<b>Available Beginning Fund Balance &amp;</b>		17,490,441	588,600	450,000	2,425,000	3,050,000	41,494,483
<b>Expenditures</b>							
<b>Instruction - Program 0010 to 2099</b>							
Salaries	0100	4,242,077	292,505				8,776,658
Employee Benefits, including object 0280	0200	1,524,165	106,764				3,155,094
Purchased Services	0500	120,625	30,000	-			271,250
Supplies and Materials	0600	284,230	12,000	-			580,460
Property	0700	60,494	-	-			120,988
Other	0800, 0900	-		250,000			250,000
<b>Total Instruction</b>		6,231,591	441,269	250,000	-	-	13,154,450
<b>Supporting Services</b>							
<b>Students - Program 2100</b>							
Salaries	0100	371,059					742,118
Employee Benefits, including object 0280	0200	129,208					258,416
Purchased Services	0500	-					-
Supplies and Materials	0600	5,200					10,400
Property	0700	-					-
Other	0800, 0900	-					-
<b>Total Students</b>		505,467	-	-	-	-	1,010,934
<b>Instructional Staff - Program 2200</b>							
Salaries	0100	449,958					899,917
Employee Benefits, including object 0280	0200	147,527					295,053
Purchased Services	0500	55,000					110,000
Supplies and Materials	0600	36,200					72,400
Property	0700	-					-
Other	0800, 0900	-	-				-
<b>Total Instructional Staff</b>		688,685	-	-	-	-	1,377,370
<b>General Administration - Program 2300,</b>							
Salaries	0100	-					-
Employee Benefits, including object 0280	0200	-					-
Purchased Services	0500	602,676					1,205,352
Supplies and Materials	0600	27,000					54,000
Property	0700	-					-
Other	0800, 0900	12,700					25,400
<b>Total School Administration</b>		642,376	-	-	-	-	1,284,752
<b>School Administration - Program 2400</b>							
Salaries	0100	775,645					1,551,289
Employee Benefits, including object 0280	0200	249,485					498,969
Purchased Services	0500	10,000					20,000
Supplies and Materials	0600	12,500					25,000
Property	0700	-					-
Other	0800, 0900	3,000					6,000
<b>Total School Administration</b>		1,050,629	-	-	-	-	2,101,259
<b>Business Services - Program 2500, including</b>							
Salaries	0100	55,650					111,300
Employee Benefits, including object 0280	0200	19,523					39,045
Purchased Services	0500	183,500					367,000
Supplies and Materials	0600	2,500					5,000
Property	0700	-					-
Other	0800, 0900	-					-
<b>Total Business Services</b>		261,173	-	-	-	-	522,345
<b>Operations and Maintenance - Program 2600</b>							
Salaries	0100	154,632					309,264
Employee Benefits, including object 0280	0200	55,657					111,313
Purchased Services	0500	3,410,400					6,820,800
Supplies and Materials	0600	242,000					484,000
Property	0700	45,000					90,000
Other	0800, 0900	300,730					601,460
<b>Total Operations and Maintenance</b>		4,208,419	-	-	-	-	8,416,837
<b>Student Transportation - Program 2700</b>							
Salaries	0100	-					-
Employee Benefits, including object 0280	0200	-					-
Purchased Services	0500	-					-
Supplies and Materials	0600	-					-
Property	0700	-					-
Other	0800, 0900	-					-
<b>Total Student Transportation</b>		-	-	-	-	-	-

## FY2023-2024 UNIFORM BUDGET SUMMARY

<b>Monument Academy Charter School</b> <b>District Code: El Paso Cty, Lewis Palmer D-38</b> <b>Adopted Budget</b> <b>Adopted: May 25, 2023</b> <b>Budgeted Pupil Count: 1,219.5</b>							
	<b>Object Source</b>	<b>11 Charter School Fund</b>	<b>26 Preschool Fund</b>	<b>23 Pupil Activity</b>	<b>52 Building Corp</b>	<b>53 Foundation</b>	<b>TOTAL</b>
<b>Central Support - Program 2800, including</b>							
Salaries	0100	266,891					533,782
Employee Benefits, including object 0280	0200	91,211					182,422
Purchased Services	0500	215,000			1,000	1,000	432,000
Supplies and Materials	0600	74,000					148,000
Property	0700	30,000					60,000
Other	0800, 0900	-			921,538	1,833,500	2,755,038
<b>Total Central Support</b>		<b>677,102</b>	<b>-</b>	<b>-</b>	<b>922,538</b>	<b>1,834,500</b>	<b>4,111,243</b>
<b>Other Support - Program 2900</b>							
Salaries	0100	-					-
Employee Benefits, including object 0280	0200	-					-
Purchased Services	0500	-					-
Supplies and Materials	0600	-					-
Property	0700	-					-
Other	0800, 0900	-					-
<b>Total Other Support</b>		<b>-</b>	<b>-</b>	<b>-</b>	<b>-</b>	<b>-</b>	<b>-</b>
<b>Food Service Operations - Program 3100</b>							
Salaries	0100	-					-
Employee Benefits, including object 0280	0200	-					-
Purchased Services	0500	-					-
Supplies and Materials	0600	-					-
Property	0700	-					-
Other	0800, 0900	-					-
<b>Total Other Support</b>		<b>-</b>	<b>-</b>	<b>-</b>	<b>-</b>	<b>-</b>	<b>-</b>
<b>Enterprise Operations - Program 3200</b>							
Salaries	0100	-					-
Employee Benefits, including object 0280	0200	-					-
Purchased Services	0500	-					-
Supplies and Materials	0600	-					-
Property	0700	-					-
Other	0800, 0900	-					-
<b>Total Enterprise Operations</b>		<b>-</b>	<b>-</b>	<b>-</b>	<b>-</b>	<b>-</b>	<b>-</b>
<b>Community Services - Program 3300</b>							
Salaries	0100	-					-
Employee Benefits, including object 0280	0200	-					-
Purchased Services	0500	-					-
Supplies and Materials	0600	-					-
Property	0700	-					-
Other	0800, 0900	-					-
<b>Total Community Services</b>		<b>-</b>	<b>-</b>	<b>-</b>	<b>-</b>	<b>-</b>	<b>-</b>
<b>Education for Adults - Program 3400</b>							
Salaries	0100	-					-
Employee Benefits, including object 0280	0200	-					-
Purchased Services	0500	-					-
Supplies and Materials	0600	-					-
Property	0700	-					-
Other	0800, 0900	-					-
<b>Total Education for Adults Services</b>		<b>-</b>	<b>-</b>	<b>-</b>	<b>-</b>	<b>-</b>	<b>-</b>
<b>Total Supporting Services</b>		<b>8,033,851</b>	<b>-</b>	<b>-</b>	<b>922,538</b>	<b>1,834,500</b>	<b>18,824,739</b>
<b>Property - Program 4000</b>							
Salaries	0100	-					-
Employee Benefits, including object 0280	0200	-					-
Purchased Services	0500	-					-
Supplies and Materials	0600	-					-
Property	0700	-					-
Other	0800, 0900	-					-
<b>Total Property</b>		<b>-</b>	<b>-</b>	<b>-</b>	<b>-</b>	<b>-</b>	<b>-</b>
<b>Other Uses - Program 5000s - including</b>							
Salaries	0100	-					-
Employee Benefits, including object 0280	0200	-					-
Purchased Services	0500	-					-
Supplies and Materials	0600	-					-
Property	0700	-					-
Other	0800, 0900	-					-
<b>Total Other Uses</b>		<b>-</b>	<b>-</b>	<b>-</b>	<b>-</b>	<b>-</b>	<b>-</b>
<b>Total Expenditures</b>		<b>14,265,441</b>	<b>441,269</b>	<b>250,000</b>	<b>922,538</b>	<b>1,834,500</b>	<b>31,979,190</b>
<b>APPROPRIATED RESERVES</b>							
Other Reserved Fund Balance (9900)	<b>0840</b>						-
Other Restricted Reserves (932X)	<b>0840</b>						-
Reserved Fund Balance (9100)	<b>0840</b>						-
District Emergency Reserve (9315)	<b>0840</b>						-
Reserve for TABOR 3% (9321)	<b>0840</b>						-
Reserve for TABOR - Multi-Year Obligations	<b>0840</b>						-
<b>Total Reserves</b>		<b>-</b>	<b>-</b>	<b>-</b>	<b>-</b>	<b>-</b>	<b>-</b>
<b>Total Expenditures and Reserves</b>		<b>14,265,441</b>	<b>441,269</b>	<b>250,000</b>	<b>922,538</b>	<b>1,834,500</b>	<b>31,979,190</b>
<b>BUDGETED ENDING FUND BALANCE</b>							
Non-spendable fund balance (9900)	<b>6710</b>						-
Restricted fund balance (9900)	<b>6720</b>			200,000	1,502,462	1,215,500	2,917,962

FY2023-2024 UNIFORM BUDGET SUMMARY

<b>Monument Academy Charter School</b> <b>District Code: El Paso Cty, Lewis Palmer D-38</b> <b>Adopted Budget</b> <b>Adopted: May 25, 2023</b> <b>Budgeted Pupil Count: 1,219.5</b>							
	<b>Object Source</b>	<b>11 Charter School Fund</b>	<b>26 Preschool Fund</b>	<b>23 Pupil Activity</b>	<b>52 Building Corp</b>	<b>53 Foundation</b>	<b>TOTAL</b>
TABOR 3% emergency reserve (9321)	6721	350,000					700,000
TABOR multi year obligations (9322)	6722						-
District emergency reserve (letter of credit or real	6723						-
Colorado Preschool Program (CPP) (9324)	6724						-
Risk-related / restricted capital reserve (9326)	6726						-
BEST capital renewal reserve (9327)	6727						-
Total program reserve (9328)	6728						-
Committed fund balance (9900)	6750						-
Committed fund balance (15% limit) (9200)	6750						-
Assigned fund balance (9900)	6760		147,331	-			147,331
Unassigned fund balance (9900)	6770	2,875,000					2,875,000
Net investment in capital assets (9900)	6790						-
Restricted net position (9900)	6791						-
Unrestricted net position (9900)	6792						-
<b>Total Ending Fund Balance</b>		3,225,000	147,331	200,000	1,502,462	1,215,500	6,640,293
<b>Total Available Beginning Fund Balance &amp;</b>		-	-	-	-	-	2,875,000
Use of a portion of beginning fund balance		Yes	No	No	No	No	