


Monument Academy

Adopted Budget

FY 2023/24



Monument Academy
1150 Village Ridge Pt
Monument, Co 80132

Kim McClelland
Interim Executive Director

Glenn Gustafson, CPA
Interim Chief Financial Officer

25-May-23

Monument Academy

Adopted Budget

Table of Contents

FY 2023/24

I. Introductory Section

Table of Contents	i
Budget Assumptions	ii
Appropriation Resolution	iiia
Use of Beg Fund Balance Resolution	iiib
Interfund Borrowing Resolution	iiic
General Fund Graphs	iv

II. Financial Section

General Fund Summary	1
General Fund Revenue Detail	2
General Fund Expenditure Summary	3
General Fund Program Sheets	4-15
Preschool Fund	16
Facilities Corp Fund	17
Foundation Fund	28
Pupil Activity Fund	19

III Informational Section

Pupil Count History	20
Debt Summary	21

IV School Budgets

School Summary by Budget	22
School FTE Budget	23
Elementary Budget	24
Middle School Budget	25
High School Budget	26

V Uniform Budget Summary

.....	27
-------	----

Monument Academy
Adopted Budget
Budget Development Assumptions
FY 2023/24

	FY 2022/23	FY 2023/24
Revenue-Based Assumptions		
October FTE Pupil Count		
Monument Academy Elementary	621.50	676.50
Monument Academy Middle School		402.00
Monument Academy High School	486.00	141.00
Total All Schools	1,107.50	1,219.50
Post-Negative Factor Per-Pupil Funding	\$9,073.83	\$10,034.00
Total Program Funding		
Monument Academy Elementary	5,639,385	6,788,001
Monument Academy Middle School	0	4,033,668
Monument Academy High School	4,409,881	1,414,794
Total All Schools	\$10,049,267	\$12,236,463
Mill Levy Override	\$625.64	\$614.86
Monument Academy Elementary	388,832	415,953
Monument Academy Middle School		247,174
Monument Academy High School	304,059	86,695
Total All Schools	\$692,891	\$749,822
Instructional Materials Fees		\$285.00
Monument Academy Elementary		108,240
Monument Academy Middle School		114,570
Monument Academy High School		40,185
Total All Schools	\$0	\$262,995

Expenditure-Based Assumptions		
Charter Contribution Insurance Premium (monthly)	\$725	\$770
Charter Contribution Insurance Premium (Annually)	\$8,700	\$9,240
Charter Contributions - Dental, Vision, etc		\$438
Insurance Participation	N/A	60.0%
Employer PERA Contribution	21.40%	21.40%
Medicare Employer Contribution	1.45%	1.45%
Colorado Minimum Wage	\$12.56	\$13.65

Monument Academy
Adopted Budget
Appropriation Resolution
FY 2023/24

Appropriation Resolution

Be it resolved, by the Board of Directors of Monument Academy in El Paso County, that the amounts shown in the following schedule be appropriated to each fund as specified in the Adopted Budget for the ensuing fiscal year beginning July 1, 2023 and ending June 30, 2024.

FUND	APPROPRIATION AMOUNT
General Fund	
General Fund	17,490,441
PreSchool Fund	588,600
Special Revenue Funds	
Facilities Corporation	2,425,000
Foundation Fund	3,050,000
Pupil Activity Fund	<u>450,000</u>
Total Appropriation	<u><u>\$24,004,041</u></u>

Monument Academy
Board of Directors

Ryan Graham, President

Attest:

Emily Belisle, Secretary

Date

Monument Academy
Adopted Budget
Use of Beginning Fund Balance Resolution
FY 2023/24

Use of Beginning Fund Balance Resolution

A Resolution of the Board of Education of the Monument Academy
Authorizing the Use of a Portion of
Beginning Fund Balance as Authorized by Colorado Statutes

WHEREAS, C.R.S. 22-44-105 states that a budget, duly adopted pursuant to this article, shall not provide for expenditures, inter-fund transfers, or reserves, in excess of available revenues and beginning fund balance.

WHEREAS, the Board of Education may authorize the use of a portion of the beginning fund balance in the budget, stating the amount to be used, the purpose for which the expenditure is needed, and the district's plan to ensure that the use of the beginning fund balance will not lead to an ongoing deficit.

WHEREAS, the Board of Education has determined the beginning fund balance in the General Fund is sufficient to allow for the one-time expenditures and the action may lead to an ongoing deficit.

NOW, THEREFORE, BE IT RESOLVED:

In accordance with C.R.S. 22-44-105, the Board of Education authorizes the use of a portion of the fiscal year 2023-2024 Beginning Fund Balance for the following funds:

- * **General Fund**, in the amount **\$0** to spend down beginning fund balance.
- * **Preschool Fund**, in the amount **\$0** to spend down beginning fund balance.
- * **Activity Fund**, in the amount **\$0** to spend down beginning fund balance.
- * **Building Corp**, in the amount **\$0** to spend down beginning fund balance.
- * **Foundation Fund**, in the amount **\$0** to spend down beginning fund balance.

BE IT FURTHER RESOLVED, the use of this portion of the beginning fund balance for the purposes set forth above may lead to an ongoing deficit.

Monument Academy
Board of Directors

Ryan Graham, President

Attest:

Emily Belisle, Secretary

Date

Monument Academy

Adopted Budget

Fund Balance Change

FY 2023/24

Fund Balance Change Appendix			
General Fund Beginning Fund Balance		\$3,225,000	
General Fund Ending Fund Balance		<u>\$3,225,000</u>	
	Revenue & Expense Budget Mismatch (Surplus/ Deficit)		<u><u>(\$0)</u></u>
Identified Non-Recurring Uses/Expenses of Fund Balance:			
Item 1	N/A		
Item 2	N/A		
	Total		<u><u>\$0</u></u>
Preschool Fund Beginning Fund Balance		\$75,000	
Preschool Fund Ending Fund Balance		<u>\$147,331</u>	
	Revenue & Expense Budget Mismatch (Surplus/ Deficit)		<u><u>\$72,331</u></u>
Activity Fund Beginning Fund Balance		\$200,000	
Activity Fund Ending Fund Balance		<u>\$200,000</u>	
	Revenue & Expense Budget Mismatch (Surplus/ Deficit)		<u><u>\$0</u></u>
Building Corp Fund Beginning Fund Balance		\$1,500,000	
Building Corp Ending Fund Balance		<u>\$1,502,462</u>	
	Revenue & Expense Budget Mismatch (Surplus/ Deficit)		<u><u>\$2,462</u></u>
Foundation Beginning Fund Balance		\$1,200,000	
Foundation Ending Fund Balance		<u>\$1,215,500</u>	
	Revenue & Expense Budget Mismatch (Surplus/ Deficit)		<u><u>\$15,500</u></u>

Monument Academy
Adopted Budget
Interfund Borrowing Resolution
FY 2023/24

Interfund Borrowing Resolution

Whereas Colorado Revised Statutes (C.R.S. 22-44-113) authorizes the Board of Education to borrow unencumbered monies from one fund for use by another fund. Monies borrowed from a fund pursuant to applicable laws must be repaid to said fund when needed to meet obligations of said fund and any such loan shall be repaid no later than three (3) months after the beginning of the following budget year. In the event monies are not forthcoming from designated sources, an amount equal to the outstanding liability shall be expended from the General Fund and used to repay the loan, now, therefore, be it

Resolved, that:
effective July 1, 2023, Monument Academy hereby authorizes the following borrowing in accordance with applicable laws and regulations.

Fund Name	Borrowing Amount
10 General Fund	\$250,000
26 Preschool Fund	\$100,000

**Monument Academy
Board of Directors**

Ryan Graham, President

Attest:

Emily Belisle, Secretary

Date

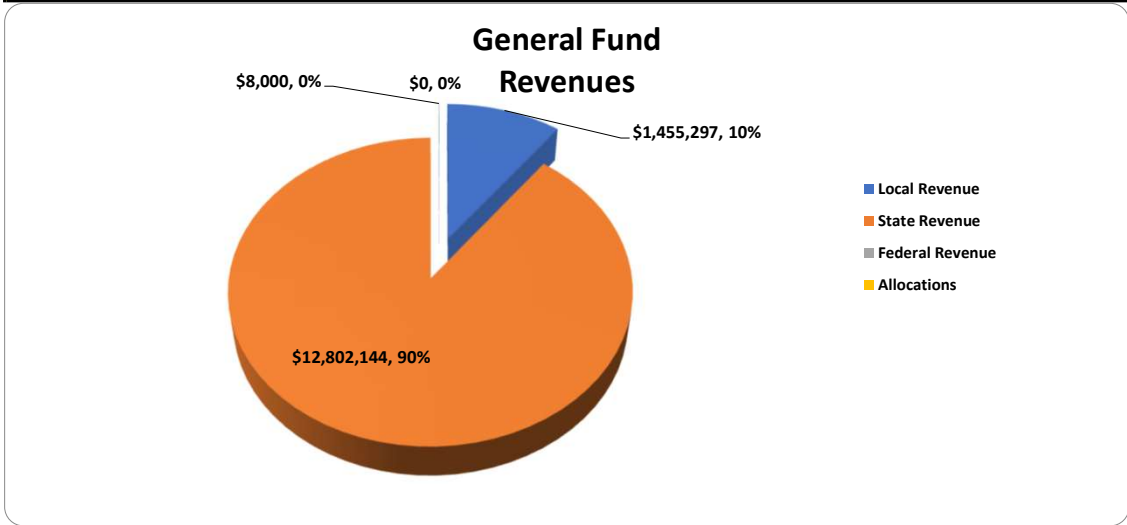
Monument Academy

Adopted Budget

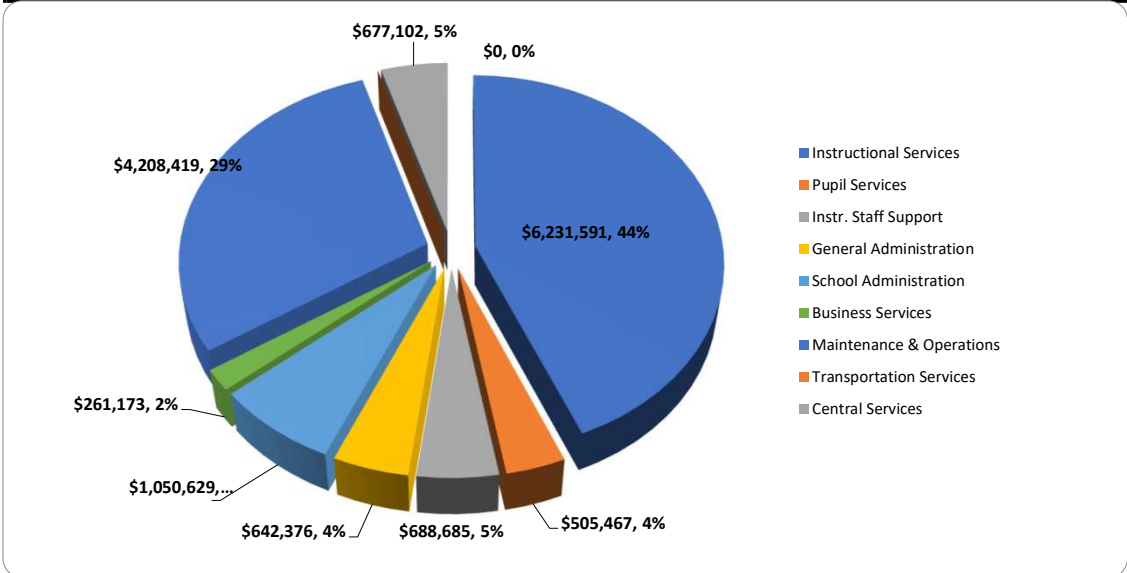
General Fund

FY 2023/24

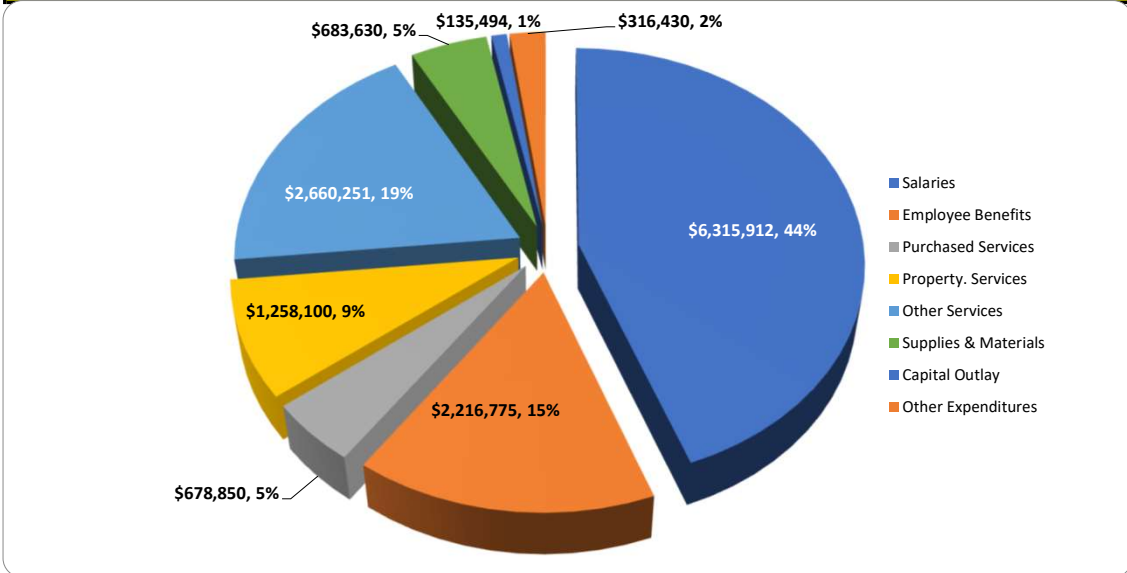
General Fund Revenues



General Fund Expenditures (By Program)



General Fund Expenditures (By Object)



Individual Fund Statements



Monument Academy

Adopted Budget

General Fund

FY 2023/24

	Actuals FY 19-20	Actuals FY 20-21	Actuals FY 21-22	Revised FY 22-23	Change	Proposed FY 23-24
Beginning Fund Balance						
Restricted - TABOR	246,665	248,352	270,138	320,258	4,742	325,000
All Other Fund Balance	1,875,434	2,569,180	2,243,855	2,462,953	437,047	2,900,000
Total Beginning Fund Balance	2,122,099	2,817,532	2,513,993	2,783,211	441,789	3,225,000
Revenues						
Local Revenue	704,125	815,670	1,051,376	1,330,673	124,624	1,455,297
State Revenue	7,560,883	7,789,454	9,674,345	10,925,116	1,877,028	12,802,144
Federal Revenue	102,417	343,106	603,076	13,000	(5,000)	8,000
Allocations	0	0	0	0	0	0
Total Revenues	8,367,425	8,948,230	11,328,797	12,268,789	1,996,652	14,265,441
Total Resources Available	10,489,524	11,765,762	13,842,790	15,052,000	2,438,441	17,490,441
Expenditures						
Instructional Services	4,091,520	4,002,894	5,170,983	5,227,005	1,004,586	6,231,591
Pupil Services	175,898	313,411	336,414	404,687	100,780	505,467
Instr. Staff Support	257,458	488,004	187,352	204,033	484,652	688,685
General Administration	417,781	642,863	882,897	896,760	(254,384)	642,376
School Administration	575,773	787,482	876,590	1,087,892	(37,263)	1,050,629
Business Services	332,595	299,939	345,230	281,484	(20,311)	261,173
Maintenance & Operations	1,586,652	2,299,923	2,523,770	3,940,587	267,832	4,208,419
Transportation Services	0	4,012	0	10,000	(10,000)	0
Central Services	234,315	413,241	337,155	398,650	278,452	677,102
Other Services	0	0	0	0	0	0
Total Expenditures	7,671,992	9,251,769	10,660,391	12,451,098	1,814,343	14,265,441
Other Financing Uses						
Transfers Out	0	0	0	0	0	0
Total Other Financing Uses	0	0	0	0	0	0
Surplus/(Deficit)	695,433	(303,539)	668,406	(182,309)	182,309	(0)
Fund Balances						
Restricted - TABOR	248,352	270,138	320,258	340,000	10,000	350,000
All Other Fund Balance	2,569,180	2,243,855	2,862,141	2,260,902	614,098	2,875,000
Total Fund Balance	2,817,532	2,513,993	3,182,399	2,600,902	624,098	3,225,000
Total Expenditures & Fund Balance				15,052,000	2,438,441	17,490,441
Total Appropriation				\$15,052,000		\$17,490,441

Monument Academy

Adopted Budget

General Fund Revenue

FY 2023/24

	Actuals FY 19-20	Actuals FY 20-21	Actuals FY 21-22	Revised FY 22-23	Change	Proposed FY 23-24
Local Revenues						
Property Taxes - MLO	499,748	578,894	628,967	661,250	88,572	749,822
Tuition	190	0	0	0	0	0
Earnings on Investments	33,361	20,645	15,767	29,394	86,516	115,910
Instructional Materials Fees	165,050	170,986	218,405	230,029	32,966	262,995
Community Services Fees	45	30,280	30,000	30,000	0	30,000
Other Local Revenues	5,731	14,865	158,237	380,000	(83,430)	296,570
Total Local Revenues	704,125	815,670	1,051,376	1,330,673	124,624	1,455,297
State Revenue						
Per-Pupil Funding	7,178,120	7,333,679	9,235,208	10,485,476	1,750,987	12,236,463
Capital Construction Funds	247,758	287,283	259,319	391,000	46,361	437,361
Education of the Handicapped	0	0	0	0	0	0
English Language Proficiency	0	0	0	9,847	153	10,000
READ Act Revenue	24,928	24,464	24,925	25,044	(44)	25,000
Gifted & Talented	14,035	7,428	0	13,749	1,251	15,000
Other State Revenue	96,042	136,600	154,893	0	78,320	78,320
Total State Revenues	7,560,883	7,789,454	9,674,345	10,925,116	1,877,028	12,802,144
Federal Revenue						
Other Federal Revenue	22,490	13,636	3,514	13,000	(5,000)	8,000
CARES Relief Funds	79,927	288,470	0	0	0	0
ESSER Relief Funds	0	41,000	599,562	0	0	0
Total Federal Revenues	102,417	343,106	603,076	13,000	(5,000)	8,000
Allocations						
Preschool	0	0	0	0	0	0
Pupil Activity Fund	0	0	0	0	0	0
Total Allocation	0	0	0	0	0	0
Total Revenues & Resources	\$ 8,367,425	\$ 8,948,230	\$ 11,328,797	\$ 12,268,789	\$ 1,996,652	\$ 14,265,441

Monument Academy
Adopted Budget
General Fund Expenditures
FY 2023/24

	Actuals FY 19-20	Actuals FY 20-21	Actuals FY 21-22	Revised FY 22-23	Change	Proposed FY 23-24
Instruction (11)						
01XX Salaries	2,505,104	2,563,762	3,137,928	3,255,023	595,983	3,851,006
02XX Employee Benefits	884,479	839,651	1,037,887	1,157,036	225,966	1,383,002
03XX Professional Services	4,219	10,060	132,731	60,050	(60,050)	0
04XX Property Services	0	0	0	0	0	0
05XX Other Services	1,052	1,707	1,895	5,750	(2,125)	3,625
06XX Supplies & Materials	212,901	137,303	340,273	232,600	42,130	274,730
07XX Equipment	0	0	0	0	60,494	60,494
08XX Other Objects	0	0	0	0	0	0
09XX Other Uses	0	0	0	0	0	0
Total Instruction	3,607,755	3,552,483	4,650,714	4,710,459	862,399	5,572,858
Special Education (12)						
01XX Salaries	255,170	276,192	312,121	269,745	63,863	333,608
02XX Employee Benefits	74,632	81,237	101,493	89,692	38,340	128,032
03XX Professional Services	69,939	51,071	54,811	90,000	(25,000)	65,000
04XX Property Services	0	0	0	0	0	0
05XX Other Services	48,103	700	614	1,250	50,750	52,000
06XX Supplies & Materials	2,304	6,520	2,321	9,005	495	9,500
07XX Equipment	0	0	0	0	0	0
08XX Other Objects	0	0	0	0	0	0
09XX Other Uses	0	0	0	0	0	0
Total Special Education	450,148	415,720	471,360	459,692	128,448	588,140
Career & Technical Education (13)						
01XX Salaries	0	0	0	0	0	0
02XX Employee Benefits	0	0	0	0	0	0
03XX Professional Services	0	0	0	0	0	0
04XX Property Services	0	0	0	0	0	0
05XX Other Services	0	0	0	0	0	0
06XX Supplies & Materials	0	0	0	0	0	0
07XX Equipment	0	0	0	0	0	0
08XX Other Objects	0	0	0	0	0	0
09XX Other Uses	0	0	0	0	0	0
Total Career & Technical Education	0	0	0	0	0	0
Cocurricular Education (14)						
01XX Salaries	27,188	28,350	39,250	46,000	11,463	57,463
02XX Employee Benefits	6,429	6,341	9,659	10,854	2,276	13,130
03XX Professional Services	0	0	0	0	0	0
04XX Property Services	0	0	0	0	0	0
05XX Other Services	0	0	0	0	0	0
06XX Supplies & Materials	0	0	0	0	0	0
07XX Equipment	0	0	0	0	0	0
08XX Other Objects	0	0	0	0	0	0
09XX Other Uses	0	0	0	0	0	0
Total Cocurricular Education	33,617	34,691	48,909	56,854	13,739	70,593
Student Support Svcs (21)						
01XX Salaries	117,673	195,091	228,239	266,265	104,794	371,059
02XX Employee Benefits	25,826	50,886	58,460	76,487	52,721	129,208
03XX Professional Services	28,465	57,607	46,781	56,000	(56,000)	0
04XX Property Services	0	0	0	0	0	0
05XX Other Services	0	0	0	0	0	0
06XX Supplies & Materials	3,934	9,827	2,934	5,935	(735)	5,200
07XX Equipment	0	0	0	0	0	0
08XX Other Objects	0	0	0	0	0	0
09XX Other Uses	0	0	0	0	0	0
Total Student Support Svcs	175,898	313,411	336,414	404,687	100,780	505,467

Monument Academy
Adopted Budget
General Fund Expenditures
FY 2023/24

	Actuals FY 19-20	Actuals FY 20-21	Actuals FY 21-22	Revised FY 22-23	Change	Proposed FY 23-24
Staff Support Svcs (22)						
01XX Salaries	138,268	334,708	121,984	127,189	322,769	449,958
02XX Employee Benefits	71,201	108,267	35,185	35,039	112,488	147,527
03XX Professional Services	15,168	8,208	0	13,160	41,840	55,000
04XX Property Services	0	0	0	0	0	0
05XX Other Services	0	0	0	0	0	0
06XX Supplies & Materials	32,821	36,821	30,183	28,645	7,555	36,200
07XX Equipment	0	0	0	0	0	0
08XX Other Objects	0	0	0	0	0	0
09XX Other Uses	0	0	0	0	0	0
Total Staff Support Svcs	257,458	488,004	187,352	204,033	484,652	688,685
General Administration (23)						
01XX Salaries	76,000	68,400	120,000	120,000	(120,000)	0
02XX Employee Benefits	16,902	15,287	33,209	33,397	(33,397)	0
03XX Professional Services	49,428	58,917	112,253	66,784	166,766	233,550
04XX Property Services	0	0	0	0	0	0
05XX Other Services	272,205	499,189	612,870	667,124	(297,998)	369,126
06XX Supplies & Materials	3,246	1,070	4,565	9,455	17,545	27,000
07XX Equipment	0	0	0	0	0	0
08XX Other Objects	0	0	0	0	12,700	12,700
09XX Other Uses	0	0	0	0	0	0
Total General Administration	417,781	642,863	882,897	896,760	(254,384)	642,376
School Administration (24)						
01XX Salaries	367,346	455,885	559,788	748,129	27,516	775,645
02XX Employee Benefits	105,229	143,574	175,415	240,383	9,102	249,485
03XX Professional Services	27,701	100,564	78,380	11,000	(1,000)	10,000
04XX Property Services	0	0	0	0	0	0
05XX Other Services	63,489	76,866	47,719	75,000	(75,000)	0
06XX Supplies & Materials	0	0	0	180	12,320	12,500
07XX Equipment	0	0	0	0	0	0
08XX Other Objects	12,008	10,593	15,288	13,200	(10,200)	3,000
09XX Other Uses	0	0	0	0	0	0
Total School Administration	575,773	787,482	876,590	1,087,892	(37,263)	1,050,629
Business Services (25)						
01XX Salaries	243,326	221,472	255,246	196,880	(141,230)	55,650
02XX Employee Benefits	69,631	64,320	71,213	62,917	(43,394)	19,523
03XX Professional Services	19,208	13,966	18,771	21,238	162,262	183,500
04XX Property Services	0	0	0	0	0	0
05XX Other Services	0	0	0	0	0	0
06XX Supplies & Materials	430	181	0	449	2,051	2,500
07XX Equipment	0	0	0	0	0	0
08XX Other Objects	0	0	0	0	0	0
09XX Other Uses	0	0	0	0	0	0
Total Business Services	332,595	299,939	345,230	281,484	(20,311)	261,173
Maintenance & Operations (26)						
01XX Salaries	146,032	185,444	188,853	172,700	(18,068)	154,632
02XX Employee Benefits	32,002	47,986	49,548	50,044	5,613	55,657
03XX Professional Services	10,700	22,685	22,685	13,850	7,950	21,800
04XX Property Services	1,231,910	1,441,076	1,847,833	3,343,424	(2,085,324)	1,258,100
05XX Other Services	9,507	23,660	50,517	49,000	2,081,500	2,130,500
06XX Supplies & Materials	145,724	217,193	253,495	231,069	10,931	242,000
07XX Equipment	10,777	361,879	110,839	80,500	(35,500)	45,000
08XX Other Objects	0	0	0	0	300,730	300,730
09XX Other Uses	0	0	0	0	0	0
Total Maintenance & Operations	1,586,652	2,299,923	2,523,770	3,940,587	267,832	4,208,419

Monument Academy
Adopted Budget
General Fund Expenditures
FY 2023/24

	Actuals FY 19-20	Actuals FY 20-21	Actuals FY 21-22	Revised FY 22-23	Change	Proposed FY 23-24
Student Transportation (27)						
01XX Salaries	0	0	0	0	0	0
02XX Employee Benefits	0	0	0	0	0	0
03XX Professional Services	0	0	0	0	0	0
04XX Property Services	0	0	0	0	0	0
05XX Other Services	0	0	0	0	0	0
06XX Supplies & Materials	0	0	0	0	0	0
07XX Equipment	0	4,012	0	10,000	(10,000)	0
08XX Other Objects	0	0	0	0	0	0
09XX Other Uses	0	0	0	0	0	0
Total Student Transportation	0	4,012	0	10,000	(10,000)	0
Central Services (28)						
01XX Salaries	34,776	23,808	27,851	40,320	226,571	266,891
02XX Employee Benefits	17,885	30,741	13,364	22,330	68,881	91,211
03XX Professional Services	81,232	61,712	65,200	90,000	20,000	110,000
04XX Property Services	0	0	0	1,000	(1,000)	0
05XX Other Services	47,669	94,514	94,156	113,000	(8,000)	105,000
06XX Supplies & Materials	31,976	46,282	44,121	42,000	32,000	74,000
07XX Equipment	20,777	156,184	92,463	90,000	(60,000)	30,000
08XX Other Objects	0	0	0	0	0	0
09XX Other Uses	0	0	0	0	0	0
Total Central Services	234,315	413,241	337,155	398,650	278,452	677,102
Total Expenditures	\$7,671,992	\$9,251,769	\$10,660,391	\$12,451,098	\$1,814,343	\$14,265,441

Monument Academy
Adopted Budget
General Fund Detail Budgets
FY 2023/24

Program: Instruction (11)
Program Budget Manager: Walker, Vinchattle, & Kennington

Program Description:

Included in this program are the expenditures incurred in planned learning activities and experiences that provide students in schools of all levels (K-12). Non-salary and benefit accounts represent funds allocated to schools (principals) based on the student count for each school. The Superintendent determines the number of FTE for each category of position based on the unique needs of each school.

		Actuals	Actuals	Actuals	Revised	Change	Proposed
		FY 19-20	FY 20-21	FY 21-22	FY 22-23		FY 23-24
Instruction (11)							
011X	Salaries	2,396,802	2,398,259	2,794,403	3,088,523	762,483	3,851,006
01XX	Supplemental Pay & Stipends	108,302	165,503	343,525	166,500	(166,500)	
02XX	Employee Benefits	884,479	839,651	1,037,887	1,157,036	225,966	1,383,002
03XX	Professional Services	4,219	10,060	132,731	60,050	(60,050)	0
04XX	Property Services	0	0	0	0	0	0
05XX	Other Services	1,052	1,707	1,895	5,750	(2,125)	3,625
06XX	Supplies & Materials	212,901	137,303	340,273	232,600	42,130	274,730
07XX	Equipment	0	0	0	0	60,494	60,494
08XX	Other Objects	0	0	0	0	0	0
09XX	Other Uses	0	0	0	0	0	0
Total Instruction		3,607,755	3,552,483	4,650,714	4,710,459	862,399	5,572,858

* Included in Salaries

		Actuals	Actuals	Actuals	Revised	Change	Proposed
		FY 19-20	FY 20-21	FY 21-22	FY 22-23		FY 23-24
Staff FTE:							
1XX	Administrators					0.00	
2XX	Teachers (Licensed)					0.00	
3XX	Non-Teaching Professionals					0.00	
4XX	Classified - Instructional					0.00	
5XX	Classified - School Admin					0.00	
6XX	Classified - Maint, Oper & Trans					0.00	
Total FTE		0.00	0.00	0.00	0.00	0.00	0.00

Actuals	Actuals	Actuals
FY 19-20	FY 20-21	FY 21-22
Detailed Information Not Available		
0.00	0.00	0.00

Monument Academy
Adopted Budget
General Fund Detail Budgets
FY 2023/24

Program: Instruction - Special Education (12)
Program Budget Manager: Jennifer Revello

Program Description:

This budget pays for educational services for students with disabilities and special needs. The primary expenditures for this program are the salaries and benefits costs for special education staff. Special Education expenditures in the General Fund are eligible for a partial reimbursement from the State of Colorado Special Education categorical funding as dictated by the Colorado public school finance act of 1994.

		Actuals	Actuals	Actuals	Revised	Change	Proposed
		FY 19-20	FY 20-21	FY 21-22	FY 22-23		FY 23-24
Special Education (12)							
011X	Salaries	239,032	271,090	306,169	261,745	71,863	333,608
01XX	Supplemental Pay & Stipends	16,138	5,102	5,952	8,000	(8,000)	0
02XX	Employee Benefits	74,632	81,237	101,493	89,692	38,340	128,032
03XX	Professional Services	69,939	51,071	54,811	90,000	(25,000)	65,000
04XX	Property Services	0	0	0	0	0	0
05XX	Other Services	48,103	700	614	1,250	50,750	52,000
06XX	Supplies & Materials	2,304	6,520	2,321	9,005	495	9,500
07XX	Equipment	0	0	0	0	0	0
08XX	Other Objects	0	0	0	0	0	0
09XX	Other Uses	0	0	0	0	0	0
Total Special Education		450,148	415,720	471,360	459,692	128,448	588,140

		Actuals	Actuals	Actuals	Revised	Change	Proposed
		FY 19-20	FY 20-21	FY 21-22	FY 22-23		FY 23-24
Staff FTE:							
1XX	Administrators					0.00	
2XX	Teachers (Licensed)					0.00	
3XX	Non-Teaching Professionals					0.00	
4XX	Classified - Instructional					0.00	
5XX	Classified - School Admin					0.00	
6XX	Classified - Maint, Oper & Trans					0.00	
Total FTE		0.00	0.00	0.00	0.00	0.00	0.00

Detailed Information Not Available

Monument Academy
Adopted Budget
General Fund Detail Budgets
FY 2023/24

Program: 13 Instruction - Career & Technical Education (CTE)
Program Budget Manager:

Program Description:

This budget is used for students in state approved vocational programs operating in secondary schools. Expenditures made from this program are eligible for reimbursement from the Colorado Vocational Act at a rate of approximately 30%. The reimbursement revenue is a state categorical funding element from the Colorado public school finance act of 1994 and is listed in the General Fund under state revenues.

	Actuals FY 19-20	Actuals FY 20-21	Actuals FY 21-22	Revised FY 22-23	Change	Proposed FY 23-24
Career & Technical Education (13)						
011X Salaries	0	0	0	0	0	0
01XX Supplemental Pay & Stipends	0	0	0	0	0	0
02XX Employee Benefits	0	0	0	0	0	0
03XX Professional Services	0	0	0	0	0	0
04XX Property Services	0	0	0	0	0	0
05XX Other Services	0	0	0	0	0	0
06XX Supplies & Materials	0	0	0	0	0	0
07XX Equipment	0	0	0	0	0	0
08XX Other Objects	0	0	0	0	0	0
09XX Other Uses	0	0	0	0	0	0
Total Career & Technical Education	0	0	0	0	0	0

	Actuals FY 19-20	Actuals FY 20-21	Actuals FY 21-22	Revised FY 22-23	Change	Proposed FY 23-24
Staff FTE:						
1XX Administrators				0.00	0.00	0.00
2XX Teachers (Licensed)				0.00	0.00	0.00
3XX Non-Teaching Professionals				0.00	0.00	0.00
4XX Classified - Instructional				0.00	0.00	0.00
5XX Classified - School Admin				0.00	0.00	0.00
6XX Classified - Maint, Oper & Trans				0.00	0.00	0.00
Total FTE	0.00	0.00	0.00	0.00	0.00	0.00

Detailed Information Not Available

Monument Academy
Adopted Budget
General Fund Detail Budgets
FY 2023/24

Program: 14 **Instruction - Co-Curricular Activities**
Program Budget Manager: Michael Svendsen

Program Description:

This program supports athletic programs and competition. These programs promote student self-esteem, school spirit and physical and mental fitness. Expenditures of this program include salaries and benefits of staff, sports dues and fees, game officials, sports transportation and sports equipment.

	Actuals			Revised		Proposed
	FY 19-20	FY 20-21	FY 21-22	FY 22-23	Change	FY 23-24
Co-Curricular Instruction (14)						
011X Salaries	0	0	0	0	0	0
01XX Supplemental Pay & Stipends	27,188	28,350	39,250	46,000	11,463	57,463
02XX Employee Benefits	6,429	6,341	9,659	10,854	2,276	13,130
03XX Professional Services	0	0	0	0	0	0
04XX Property Services	0	0	0	0	0	0
05XX Other Services	0	0	0	0	0	0
06XX Supplies & Materials	0	0	0	0	0	0
07XX Equipment	0	0	0	0	0	0
08XX Other Objects	0	0	0	0	0	0
09XX Other Uses	0	0	0	0	0	0
Total Co-Curricular Instruction	33,617	34,691	48,909	56,854	13,739	70,593

	Actuals			Revised		Proposed
	FY 19-20	FY 20-21	FY 21-22	FY 22-23	Change	FY 23-24
Staff FTE:						
1XX Administrators					0.00	
2XX Teachers (Licensed)					0.00	
3XX Non-Teaching Professionals					0.00	
4XX Classified - Instructional					0.00	
5XX Classified - School Admin					0.00	
6XX Classified - Maint, Oper & Trans					0.00	
Total FTE	0.00	0.00	0.00	0.00	0.00	0.00

Actuals	Actuals	Actuals
FY 19-20	FY 20-21	FY 21-22
Detailed Information Not Available		
0.00	0.00	0.00

Monument Academy
Adopted Budget
General Fund Detail Budgets
FY 2023/24

Program: 2100 **Student Support Services**
Program Budget Manager: Jennifer Revello

Program Description:

Student support services include all programs and activities in schools that support students but are not directly related to instruction. Examples include school nurses, counselors, social workers and school psychologists. The majority of expenditures are salaries and benefits of staff.

	Actuals			Revised		Proposed
	FY 19-20	FY 20-21	FY 21-22	FY 22-23	Change	FY 23-24
Student Support Services (21)						
011X Salaries	116,398	192,527	226,781	256,265	114,794	371,059
01XX Supplemental Pay & Stipends	1,275	2,564	1,458	10,000	(10,000)	
02XX Employee Benefits	25,826	50,886	58,460	76,487	52,721	129,208
03XX Professional Services	28,465	57,607	46,781	56,000	(56,000)	0
04XX Property Services	0	0	0	0	0	0
05XX Other Services	0	0	0	0	0	0
06XX Supplies & Materials	3,934	9,827	2,934	5,935	(735)	5,200
07XX Equipment	0	0	0	0	0	0
08XX Other Objects	0	0	0	0	0	0
09XX Other Uses	0	0	0	0	0	0
Total Student Support Services	175,898	313,411	336,414	404,687	100,780	505,467

	Actuals			Revised		Proposed
	FY 19-20	FY 20-21	FY 21-22	FY 22-23	Change	FY 23-24
Staff FTE:						
1XX Administrators					0.00	
2XX Teachers (Licensed)					0.00	
3XX Non-Teaching Professionals					0.00	
4XX Classified - Instructional					0.00	
5XX Classified - School Admin					0.00	
6XX Classified - Maint, Oper & Trans					0.00	
Total FTE	0.00	0.00	0.00	0.00	0.00	0.00

Detailed Information Not Available

Monument Academy
Adopted Budget
General Fund Detail Budgets
FY 2023/24

Program: 2200 **Instructional Staff Services**
Program Budget Manager: Kim McLelland & Tina Leone

Program Description:

Instructional Staff Services include the supervision of instructional activities to include special education, athletics and other instructional supervisors. This category also includes Library & Media services. The majority of expenditures are salaries and benefits of staff.

	Actuals FY 19-20	Actuals FY 20-21	Actuals FY 21-22	Revised FY 22-23	Change	Proposed FY 23-24
Student Support Services (22)						
011X Salaries	135,447	298,662	118,994	120,889	329,069	449,958
01XX Supplemental Pay & Stipends	2,821	36,046	2,990	6,300	(6,300)	
02XX Employee Benefits	71,201	108,267	35,185	35,039	112,488	147,527
03XX Professional Services	15,168	8,208	0	13,160	41,840	55,000
04XX Property Services	0	0	0	0	0	0
05XX Other Services	0	0	0	0	0	0
06XX Supplies & Materials	32,821	36,821	30,183	28,645	7,555	36,200
07XX Equipment	0	0	0	0	0	0
08XX Other Objects	0	0	0	0	0	0
09XX Other Uses	0	0	0	0	0	0
Total Student Support Services	257,458	488,004	187,352	204,033	484,652	688,685

	Actuals FY 19-20	Actuals FY 20-21	Actuals FY 21-22	Revised FY 22-23	Change	Proposed FY 23-24
Staff FTE:						
1XX Administrators					0.00	
2XX Teachers (Licensed)					0.00	
3XX Non-Teaching Professionals					0.00	
4XX Classified - Instructional					0.00	
5XX Classified - School Admin					0.00	
6XX Classified - Maint, Oper & Trans					0.00	
Total FTE	0.00	0.00	0.00	0.00	0.00	0.00

Actuals FY 19-20	Actuals FY 20-21	Actuals FY 21-22
Detailed Information Not Available		
0.00	0.00	0.00

Monument Academy
Adopted Budget
General Fund Detail Budgets
FY 2023/24

Program: 2300
Program Budget Manager:

General Administration
 Kim McClelland

Program Description:

General administration is the primary central administration program of the district. This program includes the superintendent's office, Board of Education, legal fees, audit fees, and property tax collection fees. While other administrative costs show up in the 2500-2800 programs, this program is the "general" administration program that is required by the Colorado uniform chart of accounts.

	Actuals FY 19-20	Actuals FY 20-21	Actuals FY 21-22	Revised FY 22-23	Change	Proposed FY 23-24
General Administration (23)						
011X Salaries	76,000	68,400	120,000	120,000	(120,000)	0
01XX Supplemental Pay & Stipends	0	0	0	0	0	0
02XX Employee Benefits	16,902	15,287	33,209	33,397	(33,397)	0
03XX Professional Services	49,428	58,917	112,253	66,784	166,766	233,550
04XX Property Services	0	0	0	0	0	0
05XX Other Services	272,205	499,189	612,870	667,124	(297,998)	369,126
06XX Supplies & Materials	3,246	1,070	4,565	9,455	17,545	27,000
07XX Equipment	0	0	0	0	0	0
08XX Other Objects	0	0	0	0	12,700	12,700
09XX Other Uses	0	0	0	0	0	0
Total General Administration	417,781	642,863	882,897	896,760	(254,384)	642,376

	Actuals FY 19-20	Actuals FY 20-21	Actuals FY 21-22	Revised FY 22-23	Change	Proposed FY 23-24
Staff FTE:						
1XX Administrators					0.00	
2XX Teachers (Licensed)					0.00	
3XX Non-Teaching Professionals					0.00	
4XX Classified - Instructional					0.00	
5XX Classified - School Admin					0.00	
6XX Classified - Maint, Oper & Trans					0.00	
Total FTE	0.00	0.00	0.00	0.00	0.00	0.00

Detailed Information Not Available

Monument Academy
Adopted Budget
General Fund Detail Budgets
FY 2023/24

Program: 2400 **School Administration**
Program Budget Manager: Walker, Vinchattle, & Kennington

Program Description:

This program is used to account for expenditures related to school administration. The program includes Principals, Asst. Principals and School Secretaries for staffing. This program also accounts for all non-instructional expenditures or expenses not included in the classroom. Non-salary and benefit accounts, with the exception of utilities and communications, are based a formula per student.

	Actuals			Revised	Change	Proposed
	FY 19-20	FY 20-21	FY 21-22	FY 22-23		FY 23-24
School Administration (24)						
011X Salaries	365,376	447,187	545,839	738,129	37,516	775,645
01XX Supplemental Pay & Stipends	1,970	8,698	13,949	10,000	(10,000)	
02XX Employee Benefits	105,229	143,574	175,415	240,383	9,102	249,485
03XX Professional Services	27,701	100,564	78,380	11,000	(1,000)	10,000
04XX Property Services	0	0	0	0	0	0
05XX Other Services	63,489	76,866	47,719	75,000	(75,000)	0
06XX Supplies & Materials	0	0	0	180	12,320	12,500
07XX Equipment	0	0	0	0	0	0
08XX Other Objects	12,008	10,593	15,288	13,200	(10,200)	3,000
09XX Other Uses	0	0	0	0	0	0
Total Instruction	575,773	787,482	876,590	1,087,892	(37,263)	1,050,629

	Actuals			Revised	Change	Proposed
	FY 19-20	FY 20-21	FY 21-22	FY 22-23		FY 23-24
Staff FTE:						
1XX Administrators					0.00	
2XX Teachers (Licensed)					0.00	
3XX Non-Teaching Professionals					0.00	
4XX Classified - Instructional					0.00	
5XX Classified - School Admin					0.00	
6XX Classified - Maint, Oper & Trans					0.00	
Total FTE	0.00	0.00	0.00	0.00	0.00	0.00

Actuals	Actuals	Actuals
FY 19-20	FY 20-21	FY 21-22
Detailed Information Not Available		
0.00	0.00	0.00

Monument Academy
Adopted Budget
General Fund Detail Budgets
FY 2023/24

Program: 2500 **Business Services**
Program Budget Manager: Glenn Gustafson

Program Description:

The Business Services program records and accounts for the financial operations of the district. The primary functions include financial and General Ledger reporting, accounts payable, accounts receivable and payroll. Other functions of the Business Services program include grants accounting and most CDE compliance reporting.

	Actuals FY 19-20	Actuals FY 20-21	Actuals FY 21-22	Revised FY 22-23	Change	Proposed FY 23-24
Business Services (25)						
011X Salaries	230,643	216,933	251,746	196,880	(141,230)	55,650
01XX Supplemental Pay & Stipends	12,683	4,539	3,500	0	0	
02XX Employee Benefits	69,631	64,320	71,213	62,917	(43,394)	19,523
03XX Professional Services	19,208	13,966	18,771	21,238	162,262	183,500
04XX Property Services	0	0	0	0	0	0
05XX Other Services	0	0	0	0	0	0
06XX Supplies & Materials	430	181	0	449	2,051	2,500
07XX Equipment	0	0	0	0	0	0
08XX Other Objects	0	0	0	0	0	0
09XX Other Uses	0	0	0	0	0	0
Total Business Services	332,595	299,939	345,230	281,484	(20,311)	261,173

	Actuals FY 19-20	Actuals FY 20-21	Actuals FY 21-22	Revised FY 22-23	Change	Proposed FY 23-24
Staff FTE:						
1XX Administrators					0.00	
2XX Teachers (Licensed)					0.00	
3XX Non-Teaching Professionals					0.00	
4XX Classified - Instructional					0.00	
5XX Classified - School Admin					0.00	
6XX Classified - Maint, Oper & Trans					0.00	
Total FTE	0.00	0.00	0.00	0.00	0.00	0.00
Detailed Information Not Available						

Monument Academy
Adopted Budget
General Fund Detail Budgets
FY 2023/24

Program: 2600
Program Budget Manager:

Maintenance & Operations
 Kim McClelland & Charles Staiger

Program Description:

The Maintenance & Operations program includes all of the costs of maintaining the district's facilities and grounds. The expenditures include construction, electrical, mechanical/HVAC, plumbing and grounds.

	Actuals FY 19-20	Actuals FY 20-21	Actuals FY 21-22	Revised FY 22-23	Change	Proposed FY 23-24
Maintenance & Operations (26)						
011X Salaries	138,627	179,182	172,516	166,700	(12,068)	154,632
01XX Supplemental Pay & Stipends	7,405	6,262	16,337	6,000	(6,000)	
02XX Employee Benefits	32,002	47,986	49,548	50,044	5,613	55,657
03XX Professional Services	10,700	22,685	22,685	13,850	7,950	21,800
04XX Property Services	1,231,910	1,441,076	1,847,833	3,343,424	(2,085,324)	1,258,100
05XX Other Services	9,507	23,660	50,517	49,000	2,081,500	2,130,500
06XX Supplies & Materials	145,724	217,193	253,495	231,069	10,931	242,000
07XX Equipment	10,777	361,879	110,839	80,500	(35,500)	45,000
08XX Other Objects	0	0	0	0	300,730	300,730
09XX Other Uses	0	0	0	0	0	0
Total Maintenance & Operations	1,586,652	2,299,923	2,523,770	3,940,587	267,832	4,208,419

	Actuals FY 19-20	Actuals FY 20-21	Actuals FY 21-22	Revised FY 22-23	Change	Proposed FY 23-24
Staff FTE:						
1XX Administrators					0.00	
2XX Teachers (Licensed)					0.00	
3XX Non-Teaching Professionals					0.00	
4XX Classified - Instructional					0.00	
5XX Classified - School Admin					0.00	
6XX Classified - Maint, Oper & Trans					0.00	
Total FTE	0.00	0.00	0.00	0.00	0.00	0.00

Detailed Information Not Available

Monument Academy
Adopted Budget
General Fund Detail Budgets
FY 2023/24

Program: 2700 **Transportation**
Program Budget Manager: N/A

Program Description:

The Transportation program accounts for all of the expenditures to operate the district's transportation fleet. This includes bus drivers and monitors, fuel and parts for repairs. Also paid for by this program are a variety of requirements to include mobile radio support, administration of required testing, printing for safety rules and regulations and other miscellaneous expenses of operating a vehicle fleet.

	Actuals	Actuals	Actuals	Revised		Proposed
	FY 19-20	FY 20-21	FY 21-22	FY 22-23	Change	FY 23-24
Transportation (27)						
011X Salaries	0	0	0	0	0	0
01XX Supplemental Pay & Stipends	0	0	0	0	0	0
02XX Employee Benefits	0	0	0	0	0	0
03XX Professional Services	0	0	0	0	0	0
04XX Property Services	0	0	0	0	0	0
05XX Other Services	0	0	0	0	0	0
06XX Supplies & Materials	0	0	0	0	0	0
07XX Equipment	0	4,012	0	10,000	(10,000)	0
08XX Other Objects	0	0	0	0	0	0
09XX Other Uses	0	0	0	0	0	0
Total Transportation	0	4,012	0	10,000	(10,000)	0

	Actuals	Actuals	Actuals	Revised		Proposed
	FY 19-20	FY 20-21	FY 21-22	FY 22-23	Change	FY 23-24
Staff FTE:						
1XX Administrators	0.00	0.00	0.00	0.00	0.00	0.00
2XX Teachers (Licensed)	0.00	0.00	0.00	0.00	0.00	0.00
3XX Non-Teaching Professionals	Information Not	0.00	0.00	0.00	0.00	0.00
4XX Classified - Instructional	0.00	0.00	0.00	0.00	0.00	0.00
5XX Classified - School Admin	0.00	0.00	0.00	0.00	0.00	0.00
6XX Classified - Maint, Oper & Trans	0.00	0.00	0.00	0.00	0.00	0.00
Total FTE	0.00	0.00	0.00	0.00	0.00	0.00

Monument Academy
Adopted Budget
General Fund Detail Budgets
FY 2023/24

Program: 2800
Program Budget Manager:

Central Services/Human Resources
 Krista Pelly & Jake Dicus

Program Description:

The Central Services program series typically account for the expenditures related to Human Resources and Information Technology. This includes the staffing, software costs and any other costs related to employee hiring, evaluation and dismissal. The Information Technology (IT) expenses are currently not accounted for in this program but foreseeably will in the future.

	Actuals			Revised		Proposed
	FY 19-20	FY 20-21	FY 21-22	FY 22-23	Change	FY 23-24
Central Services (28)						
01XX Salaries	34,776	23,808	27,851	40,320	226,571	266,891
01XX Supplemental Pay & Stipends	0	0	0	0	0	
02XX Employee Benefits	17,885	30,741	13,364	22,330	68,881	91,211
03XX Professional Services	81,232	61,712	65,200	90,000	20,000	110,000
04XX Property Services	0	0	0	1,000	(1,000)	0
05XX Other Services	47,669	94,514	94,156	113,000	(8,000)	105,000
06XX Supplies & Materials	31,976	46,282	44,121	42,000	32,000	74,000
07XX Equipment	20,777	156,184	92,463	90,000	(60,000)	30,000
08XX Other Objects	0	0	0	0	0	0
09XX Other Uses	0	0	0	0	0	0
Total Central Services	234,315	413,241	337,155	398,650	278,452	677,102

	Actuals			Revised		Proposed
	FY 19-20	FY 20-21	FY 21-22	FY 22-23	Change	FY 23-24
Staff FTE:						
1XX Administrators					0.00	
2XX Teachers (Licensed)					0.00	
3XX Non-Teaching Professionals					0.00	
4XX Classified - Instructional					0.00	
5XX Classified - School Admin					0.00	
6XX Classified - Maint, Oper & Trans					0.00	
Total FTE	0.00	0.00	0.00	0.00	0.00	0.00

Detailed Information Not Available

Monument Academy
Adopted Budget
General Fund Detail Budgets
FY 2023/24

Program: Summary by Program & Object
Program Budget Manager: N/A

		FY 22/23 Budget
<u>Expenditures by Major Program</u>		
0010-2099	Instructional Services	6,231,591
21XX	Pupil Services	505,467
22XX	Instructional Support	688,685
23XX	General Administration	642,376
24XX	School Administration	1,050,629
25XX	Business Services	261,173
26XX	Maintenance & Operations	4,208,419
27XX	Transportation	0
28XX	Central Services	677,102
29XX	Community Services	0
	Misc Expenses & Transfers	0
	Total Programs	\$14,265,441
<u>Expenditures by Major Account</u>		
011X	Salaries	6,315,912
02XX	Employee Benefits	2,216,775
03XX	Purchased Services	678,850
04XX	Property. Services	1,258,100
05XX	Other Services	2,660,251
06XX	Supplies & Materials	683,630
07XX	Capital Outlay	135,494
08XX	Other Expenditures	316,430
09XX	Total Objects	\$14,265,441

Staff FTE:

1XX	Administrators	0.00
2XX	Teachers (Licensed)	0.00
3XX	Non-Teaching Professionals	0.00
4XX	Classified - Instructional	0.00
5XX	Classified - School Admin	0.00
6XX	Classified - Maint, Oper & Trans	0.00
	Total FTE	0.00

Monument Academy

Adopted Budget

Preschool Fund

FY 2023/24

	Actuals FY 19-20	Actuals FY 20-21	Actuals FY 21-22	Revised FY 22-23	Change	Proposed FY 23-24
Beginning Fund Balance						
Fund Balance	21,496	54,578	85,186	54,578	20,422	75,000
Total Beginning Fund Balance	21,496	54,578	85,186	54,578	20,422	75,000
Revenues						
Allocations from General Fund	0	0	0	0	0	0
Other Revenue	235,281	313,295	309,337	322,150	191,450	513,600
Total Revenues	235,281	313,295	309,337	322,150	191,450	513,600
Total Resources Available	256,777	367,873	394,523	376,728	211,872	588,600
Preschool Expenditures						
Salaries	152,687	190,032	210,479	216,936	75,569	292,505
Employee Benefits	45,515	60,675	71,964	77,802	28,962	106,764
Purchased Services	0	0	0	0	0	0
Purchased Property Services	0	30,000	30,000	30,000	0	30,000
General Instructional Supplies	3,997	1,980	5,480	2,500	9,500	12,000
Equipment & Technology	0	0	0	0	0	0
Indirect Costs	0	0	0	0	0	0
Contingency	0	0	0	0	0	0
Total Expenditures	202,199	282,687	317,923	327,238	114,031	441,269
Surplus/(Deficit)	33,082	30,608	(8,586)	(5,088)	77,419	72,331
Fund Balances						
Fund Balance	54,578	85,186	76,600	49,490	97,841	147,331
Total Ending Fund Balance	54,578	85,186	76,600	49,490	97,841	147,331
Total Expenditures & Fund Balance				376,728	211,872	588,600
Total Appropriation				\$ 376,728		\$ 588,600
Staff FTE:						
1XX Administrators				0.50	0.50	1.00
2XX Teachers (Licensed)				4.50	-0.50	4.00
3XX Non-Teaching Professionals				0.00	0.00	0.00
4XX Classified - Instructional				3.00	-1.00	2.00
5XX Classified - School Admin				0.00	0.00	0.00
6XX Classified - Maint, Oper & Trans				0.00	0.00	0.00
Total FTE	0.00	0.00	0.00	8.00	-1.00	7.00

Monument Academy

Adopted Budget

Facilities Corp Fund

FY 2023/24

	Actuals FY 19-20	Actuals FY 20-21	Actuals FY 21-22	Revised FY 22-23	Change	Proposed FY 23-24
Beginning Fund Balance						
Fund Balance	1,520,651	1,543,177	1,554,167	1,543,177	(43,177)	1,500,000
Total Beginning Fund Balance	1,520,651	1,543,177	1,554,167	1,543,177	(43,177)	1,500,000
Revenues						
Local Revenue	943,464	930,628	929,844	931,357	(6,357)	925,000
State Revenue	0	0	0	0	0	0
Other Revenue	0	0	0	0	0	0
Total Revenues	943,464	930,628	929,844	931,357	(6,357)	925,000
Total Resources Available	2,464,115	2,473,805	2,484,011	2,474,534	(49,534)	2,425,000
Expenditures						
011X Salaries	0	0	0	0	0	0
02XX Employee Benefits	0	0	0	0	0	0
03XX Professional Services	0	0	0	0	1,000	1,000
04XX Property Services	0	0	0	0	0	0
05XX Other Services	0	0	0	0	0	0
06XX Supplies & Materials	0	0	0	0	0	0
07XX Equipment	0	0	0	0	0	0
08XX Other Objects	520,938	504,638	487,638	504,638	(53,100)	451,538
09XX Other Uses	400,000	415,000	435,000	415,000	55,000	470,000
Total Expenditures	920,938	919,638	922,638	919,638	2,900	922,538
Surplus/(Deficit)	22,526	10,990	7,206	11,719	(9,257)	2,462
Fund Balances						
Fund Balance	1,543,177	1,554,167	1,561,373	1,554,896	(52,434)	1,502,462
Total Ending Fund Balance	1,543,177	1,554,167	1,561,373	1,554,896	(52,434)	1,502,462
Total Expenditures & Fund Balance				2,474,534	(49,534)	2,425,000
Total Appropriation				\$ 2,474,534		\$2,425,000

Monument Academy

Adopted Budget

Foundation Fund

FY 2023/24

	Actuals FY 19-20	Actuals FY 20-21	Actuals FY 21-22	Revised FY 22-23	Change	Proposed FY 23-24
Beginning Fund Balance						
Fund Balance	(115,058)	6,904,511	1,903,861	1,894,575	(694,575)	1,200,000
Total Beginning Fund Balance	(115,058)	6,904,511	1,903,861	1,894,575	(694,575)	1,200,000
Revenues						
Local Revenue	333,833	4,989	728,565	1,832,438	17,562	1,850,000
State Revenue	0	0	0	0	0	0
Other Revenue	28,950,000	0	0	0	0	0
Total Revenues	29,283,833	4,989	728,565	1,832,438	17,562	1,850,000
Total Resources Available	29,168,775	6,909,500	2,632,426	3,727,013	(677,013)	3,050,000
Expenditures						
011X Salaries	0	0	0	0	0	0
02XX Employee Benefits	0	0	0	0	0	0
03XX Professional Services	48,083	392	13	500	500	1,000
04XX Property Services	0	0	0	0	0	0
05XX Other Services	0	0	0	0	0	0
06XX Supplies & Materials	0	0	0	0	0	0
07XX Equipment	20,168,348	3,553,810	0	0	0	0
08XX Other Objects	2,047,833	1,451,437	1,451,725	1,451,438	(22,938)	1,428,500
09XX Other Uses	0	0	0	380,000	25,000	405,000
Total Expenditures	22,264,264	5,005,639	1,451,738	1,831,938	2,562	1,834,500
Surplus/(Deficit)	7,019,569	(5,000,650)	(723,173)	500	15,000	15,500
Fund Balances						
Fund Balance	6,904,511	1,903,861	1,180,688	1,895,075	(679,575)	1,215,500
Total Ending Fund Balance	6,904,511	1,903,861	1,180,688	1,895,075	(679,575)	1,215,500
Total Expenditures & Fund Balance				3,727,013	(677,013)	3,050,000
Total Appropriation				\$ 1,831,938		\$3,050,000

Monument Academy


Adopted Budget

Pupil Activity Fund

FY 2023/24

	Actuals FY 19-20	Actuals FY 20-21	Actuals FY 21-22	Revised FY 22-23	Change	Proposed FY 23-24
Beginning Fund Balance						
Fund Balance	81,477	81,477	98,882	123,144	76,856	200,000
Total Beginning Fund Balance	81,477	81,477	98,882	123,144	76,856	200,000
Revenues						
Local Revenue		88,283	326,423	240,000	10,000	250,000
State Revenue		0	0	0	0	0
Allocations from General Fund		0	0	0	0	0
Total Revenues	0	88,283	326,423	240,000	10,000	250,000
Total Resources Available	81,477	169,760	425,305	363,144	86,856	450,000
Expenditures						
03XX Professional Services		0	0	0	0	0
04XX Property Services		0	0	0	0	0
05XX Other Services		0	0	0	0	0
06XX Supplies & Materials		70,878	302,161	0	0	0
07XX Equipment		0	0	0	0	0
08XX Other Objects		0	0	240,000	10,000	250,000
09XX Other Uses		0	0	0	0	0
Total Expenditures	0	70,878	302,161	240,000	10,000	250,000
Surplus/(Deficit)	0	17,405	24,262	0	0	0
Fund Balances						
Fund Balance	81,477	98,882	123,144	123,144	76,856	200,000
Total Ending Fund Balance	81,477	98,882	123,144	123,144	76,856	200,000
Total Expenditures & Fund Balance				363,144	86,856	450,000
Fund Balance, End of Year				\$ -	\$ -	\$ -
Total Appropriation				\$363,144		\$450,000

Supplemental Information



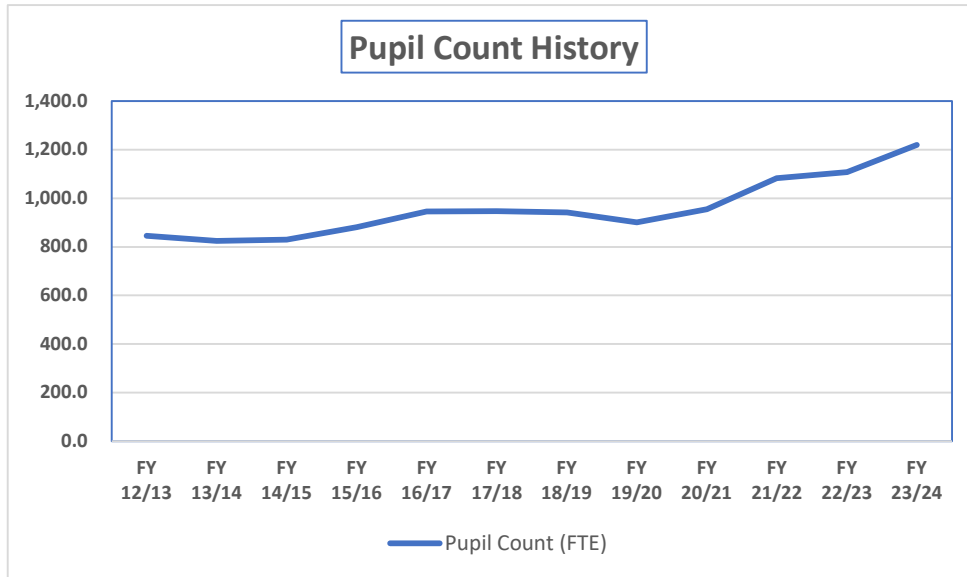
Monument Academy

Adopted Budget

Pupil Count History

FY 2023/24

Fiscal Year	Pupil Count (FTE)	Pupil Count Chg
FY 23/24 (Proj)	1,219.5	112.0
FY 22/23	1,107.5	24.5
FY 21/22	1,083.0	128.0
FY 20/21	955.0	54.0
FY 19/20	901.0	(40.0)
FY 18/19	941.0	(6.0)
FY 17/18	947.0	1.0
FY 16/17	946.0	64.0
FY 15/16	882.0	52.0
FY 14/15	830.0	6.0
FY 13/14	824.0	(22.0)
FY 12/13	846.0	N/A



Monument Academy
Adopted Budget
Debt Amortization Schedule
FY 2023/24

Pymt Date	Charter Refunding Bonds - 2014			Charter Bonds - 2019			Totals		
	Principal	Interest	Balance	Principal	Interest	Balance	Principal	Interest	Balance
4/1/2015		159,725.63	14,265,000.00					159,725.63	14,265,000.00
10/1/2015	215,000.00	281,868.75	14,050,000.00				215,000.00	281,868.75	14,050,000.00
4/1/2016		279,718.75	14,050,000.00					279,718.75	14,050,000.00
10/1/2016	370,000.00	279,718.75	13,680,000.00				370,000.00	279,718.75	13,680,000.00
4/1/2017		276,018.75	13,680,000.00					276,018.75	13,680,000.00
10/1/2017	380,000.00	276,018.75	13,300,000.00				380,000.00	276,018.75	13,300,000.00
4/1/2018		270,318.75	13,300,000.00					270,318.75	13,300,000.00
10/1/2018	390,000.00	270,318.75	12,910,000.00				390,000.00	270,318.75	12,910,000.00
4/1/2019		264,468.75	12,910,000.00			28,950,000.00		264,468.75	41,860,000.00
10/1/2019	400,000.00	264,468.75	12,510,000.00		572,517.26	28,950,000.00	400,000.00	836,986.01	41,460,000.00
4/1/2020		256,468.75	12,510,000.00		725,718.75	28,950,000.00	0.00	982,187.50	41,460,000.00
10/1/2020	415,000.00	256,468.75	12,095,000.00		725,718.75	28,950,000.00	415,000.00	982,187.50	41,045,000.00
4/1/2021		248,168.75	12,095,000.00		725,718.75	28,950,000.00	0.00	973,887.50	41,045,000.00
10/1/2021	435,000.00	248,168.75	11,660,000.00		725,718.75	28,950,000.00	435,000.00	973,887.50	40,610,000.00
4/1/2022		239,468.75	11,660,000.00		725,718.75	28,950,000.00	0.00	965,187.50	40,610,000.00
10/1/2022	450,000.00	239,468.75	11,210,000.00		725,718.75	28,950,000.00	450,000.00	965,187.50	40,160,000.00
4/1/2023		230,468.75	11,210,000.00	380,000.00	725,718.75	28,570,000.00	380,000.00	956,187.50	39,780,000.00
10/1/2023	470,000.00	230,468.75	10,740,000.00		714,250.00	28,570,000.00	470,000.00	944,718.75	39,310,000.00
4/1/2024		221,068.75	10,740,000.00	405,000.00	714,250.00	28,165,000.00	405,000.00	935,318.75	38,905,000.00
10/1/2024	490,000.00	221,068.75	10,250,000.00		704,125.00	28,165,000.00	490,000.00	925,193.75	38,415,000.00
4/1/2025		211,268.75	10,250,000.00	425,000.00	704,125.00	27,740,000.00	425,000.00	915,393.75	37,990,000.00
10/1/2025	505,000.00	211,268.75	9,745,000.00		693,509.00	27,740,000.00	505,000.00	904,777.75	37,485,000.00
4/1/2026		198,643.75	9,745,000.00	27,740,000.00	693,486.00	0.00	27,740,000.00	892,129.75	9,745,000.00
10/1/2026	530,000.00	198,643.75	9,215,000.00				530,000.00	198,643.75	9,215,000.00
4/1/2027		190,031.25	9,215,000.00				0.00	190,031.25	9,215,000.00
10/1/2027	550,000.00	190,031.25	8,665,000.00				550,000.00	190,031.25	8,665,000.00
4/1/2028		180,750.00	8,665,000.00				0.00	180,750.00	8,665,000.00
10/1/2028	570,000.00	180,750.00	8,095,000.00				570,000.00	180,750.00	8,095,000.00
4/1/2029		170,418.75	8,095,000.00				0.00	170,418.75	8,095,000.00
10/1/2029	590,000.00	170,418.75	7,505,000.00				590,000.00	170,418.75	7,505,000.00
4/1/2030		159,725.00	7,505,000.00				0.00	159,725.00	7,505,000.00
10/1/2030	610,000.00	159,725.00	6,895,000.00				610,000.00	159,725.00	6,895,000.00
4/1/2031		144,475.00	6,895,000.00				0.00	144,475.00	6,895,000.00
10/1/2031	640,000.00	144,475.00	6,255,000.00				640,000.00	144,475.00	6,255,000.00
4/1/2032		128,475.00	6,255,000.00				0.00	128,475.00	6,255,000.00
10/1/2032	675,000.00	128,475.00	5,580,000.00				675,000.00	128,475.00	5,580,000.00
4/1/2033		111,600.00	5,580,000.00				0.00	111,600.00	5,580,000.00
10/1/2033	705,000.00	111,600.00	4,875,000.00				705,000.00	111,600.00	4,875,000.00
4/1/2034		97,500.00	4,875,000.00				0.00	97,500.00	4,875,000.00
10/1/2034	735,000.00	97,500.00	4,140,000.00				735,000.00	97,500.00	4,140,000.00
4/1/2035		82,800.00	4,140,000.00				0.00	82,800.00	4,140,000.00
10/1/2035	765,000.00	82,800.00	3,375,000.00				765,000.00	82,800.00	3,375,000.00
4/1/2036		67,500.00	3,375,000.00				0.00	67,500.00	3,375,000.00
10/1/2036	795,000.00	67,500.00	2,580,000.00				795,000.00	67,500.00	2,580,000.00
4/1/2037		51,600.00	2,580,000.00				0.00	51,600.00	2,580,000.00
10/1/2037	825,000.00	51,600.00	1,755,000.00				825,000.00	51,600.00	1,755,000.00
4/1/2038		35,100.00	1,755,000.00				0.00	35,100.00	1,755,000.00
10/1/2038	860,000.00	35,100.00	895,000.00				860,000.00	35,100.00	895,000.00
4/1/2039		17,900.00	895,000.00				0.00	17,900.00	895,000.00
10/1/2039	895,000.00	17,900.00	0.00				895,000.00	17,900.00	0.00
Totals	\$14,265,000.00	\$8,709,506.88	\$22,974,506.88	\$28,950,000.00	\$9,876,293.51	\$38,826,293.51	\$43,215,000.00	\$18,585,800.39	\$61,800,800.39

Monument Academy

Adopted Budget

School Budgets

FY 2023/24

School Budgets



Monument Academy

Budget by School (\$)

FY 2023/24

Enrollment	676.5	402.0	141.0	1,219.50
	MA Elem	MA Middle	MA High	Total
Revenues:				
Property Taxes - MLO	415,953	247,174	86,695	749,822
Earnings on Investments	50,000	43,410	22,500	115,910
Instructional Materials Fees	108,240	114,570	40,185	262,995
Community Services Fees	30,000	0	0	30,000
Other Local Revenues	55,000	114,570	127,000	296,570
Total Local Revenues	659,193	519,724	276,380	1,455,297
Per-Pupil Funding	6,788,001	4,033,668	1,414,794	12,236,463
Capital Construction Funds	242,620	144,173	50,568	437,361
Education of the Handicapped	0	0	0	0
English Language Proficiency	10,000	0	0	10,000
READ Act Revenue	25,000	0	0	25,000
Gifted & Talented	15,000	0	0	15,000
On-Behalf Payment	0	0	0	0
Other State Revenue	78,320	0	0	78,320
Total State Revenues	7,158,941	4,177,841	1,465,362	12,802,144
Other Federal Revenue	8,000	0	0	8,000
CARES Relief Funds	0	0	0	0
ESSER Relief Funds	0	0	0	0
Total Federal Revenues	8,000	0	0	8,000
Total Revenues	7,826,134	4,697,565	1,741,743	14,265,441
Expenditures:				
Instruction (1000s)				
Salaries	2,299,776	1,063,104	488,126	3,851,006
Employee Benefits	829,191	388,864	164,948	1,383,002
Purch Svcs	0	0	0	0
Other Exp	2,625	0	1,000	3,625
Supplies & Materials	179,300	27,000	68,430	274,730
Capital Outlay	60,494	0	0	60,494
Total Instruction	3,371,386	1,478,968	722,504	5,572,858
Special Education (1700s)				
Salaries	145,424	89,832	98,352	333,608
Employee Benefits	55,999	35,043	36,990	128,032
Purch Svcs	50,000	5,000	10,000	65,000
Other Exp	51,000	0	1,000	52,000
Supplies & Materials	5,000	500	4,000	9,500
Capital Outlay	0	0	0	0
Total Special Education	307,423	130,375	150,342	588,140
Athletics/Co-Curricular (1800s)				
Salaries	30,000	0	27,463	57,463
Employee Benefits	6,855	0	6,275	13,130
Purch Svcs	0	0	0	0
Other Exp	0	0	0	0
Supplies & Materials	0	0	0	0
Capital Outlay	0	0	0	0
Total Athletics/Co-Curricular	36,855	0	33,738	70,593
Pupil Support Svcs				
Salaries	231,212	67,438	72,409	371,059
Employee Benefits	78,962	24,700	25,546	129,208
Purch Svcs	0	0	0	0
Other Exp	0	0	0	0
Supplies & Materials	2,000	0	3,200	5,200
Capital Outlay	0	0	0	0
Total Pupil Services	312,173	92,139	101,155	505,467

Monument Academy

Budget by School (\$)

FY 2023/24

Enrollment	676.5	402.0	141.0	1,219.50
	MA Elem	MA Middle	MA High	Total

Instr Staff Services

Salaries	305,058	0	144,900	449,958
Employee Benefits	102,223	0	45,304	147,527
Purch Svcs	55,000	152,807	0	207,807
Other Exp	0	0	0	0
Supplies & Materials	20,000	0	16,200	36,200
Capital Outlay	0	0	0	0
Total Instructional Staff Services	482,282	152,807	206,404	841,492

General Administration

Salaries	0	0	0	0
Employee Benefits	0	0	0	0
Purch Svcs	147,750	122,277	85,800	355,827
Other Exp	305,460	0	63,666	369,126
Supplies & Materials	17,000	0	10,000	27,000
Capital Outlay	0	0	0	0
Dues & Fees	7,000	0	5,700	12,700
Total General Administration	477,210	122,277	165,166	764,653

School Administration

Salaries	341,524	255,073	179,048	775,645
Employee Benefits	110,098	81,054	58,332	249,485
Purch Svcs	5,000	0	5,000	10,000
Other Exp	0	0	0	0
Supplies & Materials	5,000	2,500	5,000	12,500
Capital Outlay	0	0	0	0
Dues & Fees	1,000	1,000	1,000	3,000
Total School Administration	462,622	339,627	248,380	1,050,629

Business Services

Salaries	33,390	0	22,260	55,650
Employee Benefits	11,114	0	8,409	19,523
Purch Svcs	80,000	99,700	103,500	283,200
Other Exp	0	0	0	0
Supplies & Materials	2,000	0	500	2,500
Capital Outlay	0	0	0	0
Total Business Services	126,504	99,700	134,669	360,872

Facilities

Salaries	70,800	0	83,832	154,632
Employee Benefits	24,888	0	30,769	55,657
Purch Svcs	7,500	1,760,065	14,300	1,781,865
Purch Property Svcs	1,238,100	0	20,000	1,258,100
Other Exp	25,000	0	2,105,500	2,130,500
Supplies & Materials	129,000	0	113,000	242,000
Capital Outlay	30,000	0	15,000	45,000
Capital Lease	300,730	0	0	300,730
Total Facilities	1,826,018	1,760,065	2,382,401	5,968,483

Central Services

Salaries	160,135	0	106,756	266,891
Employee Benefits	54,527	0	36,684	91,211
Purch Svcs	85,000	187,630	25,000	297,630
Other Exp	67,000	0	38,000	105,000
Supplies & Materials	42,000	0	32,000	74,000
Capital Outlay	15,000	0	15,000	30,000
Total Central Services	423,661	187,630	253,441	864,733

Monument Academy

Budget by School (\$)

FY 2023/24

Enrollment	676.5	402.0	141.0	1,219.50
	MA Elem	MA Middle	MA High	Total
Middle School Allocations				
Instructional Staff Services (2200's)			(152,807)	(152,807)
General Administration (2300's)			(122,277)	(122,277)
Business Services (2500's)			(99,700)	(99,700)
Facilities & Operations (2600's)			(1,760,065)	(1,760,065)
Central Services			(187,630)	(187,630)
Total Middle School Allocations	0	0	(2,322,479)	(2,322,479)
Total Budget	\$7,826,133	\$4,363,588	\$2,075,720	\$14,265,441
Net Income (Deficit)	\$0	\$333,977	-\$333,978	\$0

Summary by Object	MA Elem	MA Middle	MA High	Total
Salaries	3,617,318	1,475,448	1,223,146	6,315,912
Employee Benefits	1,273,856	529,661	413,258	2,216,775
Purch Svcs	430,250	2,327,479	243,600	3,001,329
Purch Prof Svcs	1,238,100	0	20,000	1,258,100
Other Exp	451,085	0	2,209,166	2,660,251
Supplies & Materials	401,300	30,000	252,330	683,630
Capital Outlay	105,494	0	30,000	135,494
Dues & Fees	8,000	1,000	6,700	15,700
Capital Lease	300,730	0	0	300,730
Middle School Allocations	0	0	(2,322,479)	(2,322,479)
Total Central Services	\$7,826,133	\$4,363,588	\$2,075,720	\$14,265,441

Monument Academy
Staffing by School (FTE)
FY 2023/24

Enrollment	0.0	676.5	402.0	141.0	1,219.50
	MA Preschool	MA Elem	MA Middle	MA High	Total
Instruction					
Administrators	0.00	0.00	0.00	0.00	0.00
Teachers & Licensed Staff	4.00	41.60	21.40	9.70	72.70
Non-Teaching Professionals	0.00	0.00	0.10	0.00	0.10
Classified - School Parapros	2.00	10.50	0.00	0.00	10.50
Classified - School Admin	0.00	0.00	0.00	0.00	0.00
Classified - Facilities/Trans	0.00	0.00	0.00	0.00	0.00
Total Instruction	6.00	52.10	21.50	9.70	83.30
Special Education					
Administrators	0.00	0.00	0.00	0.00	0.00
Teachers & Licensed Staff	0.00	2.00	1.00	2.00	5.00
Non-Teaching Professionals	0.00	0.00	0.00	0.00	0.00
Classified - School Parapros	0.00	2.00	1.50	0.50	4.00
Classified - School Admin	0.00	0.00	0.00	0.00	0.00
Classified - Facilities/Trans	0.00	0.00	0.00	0.00	0.00
Total Special Education	0.00	4.00	2.50	2.50	9.00
Pupil Support Services					
Administrators	0.00	0.00	0.00	0.00	0.00
Teachers & Licensed Staff	0.00	4.00	0.90	1.10	6.00
Non-Teaching Professionals	0.00	0.00	0.00	0.00	0.00
Classified - School Parapros	0.00	0.50	0.70	0.45	1.65
Classified - School Admin	0.00	0.00	0.00	0.00	0.00
Classified - Facilities/Trans	0.00	0.00	0.00	0.00	0.00
Total Pupil Support Services	0.00	4.50	1.60	1.55	7.65
Instructional Staff Services					
Administrators	0.00	3.10	0.00	1.30	4.40
Teachers & Licensed Staff	0.00	2.50	0.00	0.00	2.50
Non-Teaching Professionals	0.00	0.00	0.00	0.00	0.00
Classified - School Parapros	0.00	0.00	0.00	0.00	0.00
Classified - School Admin	0.00	0.00	0.00	0.00	0.00
Classified - Facilities/Trans	0.00	0.00	0.00	0.00	0.00
Total Instructional Staff Services	0.00	5.60	0.00	1.30	6.90
General Administration					
Administrators	0.00	0.00	0.00	0.00	0.00
Teachers & Licensed Staff	0.00	0.00	0.00	0.00	0.00
Non-Teaching Professionals	0.00	0.00	0.00	0.00	0.00
Classified - School Parapros	0.00	0.00	0.00	0.00	0.00
Classified - School Admin	0.00	0.00	0.00	0.00	0.00
Classified - Facilities/Trans	0.00	0.00	0.00	0.00	0.00
Total General Administration	0.00	0.00	0.00	0.00	0.00
School Administration					
Administrators	1.00	2.00	2.00	1.80	5.80
Teachers & Licensed Staff	0.00	0.00	0.00	0.00	0.00
Non-Teaching Professionals	0.00	1.00	0.50	0.50	2.00
Classified - School Parapros	0.00	0.00	0.00	0.00	0.00
Classified - School Admin	0.00	2.60	1.50	1.50	5.60
Classified - Facilities/Trans	0.00	0.00	0.00	0.00	0.00
Total School Administration	1.00	5.60	4.00	3.80	13.40
Business Support Services					
Administrators	0.00	0.00	0.00	0.00	0.00
Teachers & Licensed Staff	0.00	0.00	0.00	0.00	0.00
Non-Teaching Professionals	0.00	0.00	0.00	0.00	0.00
Classified - School Parapros	0.00	0.00	0.00	0.00	0.00
Classified - School Admin	0.00	0.60	0.00	0.40	1.00
Classified - Facilities/Trans	0.00	0.00	0.00	0.00	0.00
Total Business Support Services	0.00	0.60	0.00	0.40	1.00

Monument Academy
Staffing by School (FTE)
FY 2023/24

Enrollment	0.0	676.5	402.0	141.0	1,219.50
	MA Preschool	MA Elem	MA Middle	MA High	Total

Facilities

Administrators	0.00	0.00	0.00	0.00	0.00
Teachers & Licensed Staff	0.00	0.00	0.00	0.00	0.00
Non-Teaching Professionals	0.00	0.00	0.00	0.00	0.00
Classified - School Parapros	0.00	0.00	0.00	0.00	0.00
Classified - School Admin	0.00	0.00	0.00	0.00	0.00
Classified - Facilities/Trans	0.00	1.50	0.00	2.00	3.50
Total Facilities	0.00	1.50	0.00	2.00	3.50

Central Services

Administrators	0.00	1.20	0.00	0.40	1.60
Teachers & Licensed Staff	0.00	0.00	0.00	0.00	0.00
Non-Teaching Professionals	0.00	0.00	0.00	0.40	0.40
Classified - School Parapros	0.00	0.00	0.00	0.00	0.00
Classified - School Admin	0.00	1.20	0.00	0.80	2.00
Classified - Facilities/Trans	0.00	0.00	0.00	0.00	0.00
Total Central Services	0.00	2.40	0.00	1.60	4.00

Total Budget

	7.00	76.30	29.60	22.85	128.75
--	-------------	--------------	--------------	--------------	---------------

Total by Employee Category

Administrators	1.00	6.30	2.00	3.50	11.80
Teachers & Licensed Staff	4.00	50.10	23.30	12.80	86.20
Non-Teaching Professionals	0.00	1.00	0.60	0.90	2.50
Classified - School Parapros	2.00	13.00	2.20	0.95	16.15
Classified - School Admin	0.00	4.40	1.50	2.70	8.60
Classified - Facilities/Trans	0.00	1.50	0.00	2.00	3.50
Total Central Services	7.00	76.30	29.60	22.85	128.75

Monument Academy
Monument Academy Elementary
Budget by School (\$)
FY 2023/24

Enrollment	FY 21/22 Audit	FY 22/23 Budget	FY 23/24 Budget
676.5			
Revenues			
Property Taxes - MLO	362,628	359,375	415,953
Tuition	0	0	0
Earnings on Investments	9,044	15,916	50,000
Instructional Materials Fees	91,041	104,375	108,240
Community Services Fees	30,000	30,000	30,000
Other Local Revenues	92,301	37,000	55,000
Total Local Revenues	585,014	546,666	659,193
Per-Pupil Funding	5,319,729	5,698,628	6,788,001
Capital Construction Funds	259,319	212,500	242,620
Education of the Handicapped	0	0	0
English Language Proficiency	0	9,847	10,000
READ Act Revenue	24,925	25,044	25,000
Gifted & Talented	0	13,749	15,000
On-Behalf Payment	0	0	0
Other State Revenue	0	0	78,320
Total State Revenues	5,603,973	5,959,768	7,158,941
Other Federal Revenue	3,514	13,000	8,000
CARES Relief Funds	0	0	0
ESSER Relief Funds	314,672	0	0
Total Federal Revenues	318,186	13,000	8,000
	\$6,507,173	\$6,519,434	\$7,826,134
Instruction (1000s)			
Salaries	1,776,978	1,842,764	2,299,776
Employee Benefits	637,566	656,379	829,191
Purch Svcs	96,627	53,550	0
Other Exp	876	2,625	2,625
Supplies & Materials	131,249	115,401	179,300
Capital Outlay	0	27,289	60,494
Total Instruction	2,643,296	2,698,007	3,371,386
Special Education (1700s)			
Salaries	106,025	158,868	145,424
Employee Benefits	45,607	52,746	55,999
Purch Svcs	48,165	45,000	50,000
Other Exp	368	625	51,000
Supplies & Materials	1,220	4,836	5,000
Capital Outlay	0	0	0
Total Special Education	201,385	262,075	307,423
Athletics/Co-Curricular (1800s)			
Salaries	1,750	25,711	30,000
Employee Benefits	665	6,247	6,855
Purch Svcs	0	0	0
Other Exp	0	0	0
Supplies & Materials	0	0	0
Capital Outlay	0	0	0
Total Athletics/Cocurricular	2,415	31,958	36,855

Monument Academy
Monument Academy Elementary
Budget by School (\$)
FY 2023/24

Enrollment	FY 21/22 Audit	FY 22/23 Budget	FY 23/24 Budget
676.5			
Pupil Support Svcs			
Salaries	94,170	169,205	231,212
Employee Benefits	24,645	46,838	78,962
Purch Svcs	46,781	36,000	0
Other Exp	0	0	0
Supplies & Materials	1,691	2,901	2,000
Capital Outlay	0	0	0
Total Pupil Services	167,287	254,944	312,173
Instr Staff Services			
Salaries	80,145	95,285	305,058
Employee Benefits	25,904	27,749	102,223
Purch Svcs	0	6,695	55,000
Other Exp	0	0	0
Supplies & Materials	19,857	14,144	20,000
Capital Outlay	0	0	0
Total Instructional Staff Services	125,906	143,873	482,282
General Administration			
Salaries	67,200	67,073	0
Employee Benefits	18,597	18,667	0
Purch Svcs	65,936	34,361	147,750
Other Exp	352,696	365,842	305,460
Supplies & Materials	3,507	5,078	17,000
Capital Outlay	0	0	0
Dues & Fees	0	0	7,000
Total General Administration	507,936	491,021	477,210
School Administration			
Salaries	260,683	355,339	341,524
Employee Benefits	94,682	116,617	110,098
Purch Svcs	38,243	5,500	5,000
Other Exp	29,346	37,500	0
Supplies & Materials	0	97	5,000
Capital Outlay	0	0	0
Dues & Fees	8,940	7,500	1,000
Total School Administration	431,894	522,553	462,622
Business Services			
Salaries	138,330	110,045	33,390
Employee Benefits	38,809	35,167	11,114
Purch Svcs	9,883	9,838	80,000
Other Exp	0	0	0
Supplies & Materials	0	242	2,000
Capital Outlay	0	0	0
Total Business Services	187,022	155,292	126,504

Monument Academy
Monument Academy Elementary
Budget by School (\$)
FY 2023/24

Enrollment	FY 21/22 Audit	FY 22/23 Budget	FY 23/24 Budget
676.5			
Facilities/Transportation			
Salaries	117,592	89,780	70,800
Employee Benefits	33,557	25,806	24,888
Purch Svcs	6,750	7,050	7,500
Other Exp	27,397	24,000	25,000
Purch Prof Svcs/Utilities	1,169,970	1,227,426	1,238,100
Supplies & Materials	144,384	125,565	129,000
Capital Outlay	2,664	25,500	30,000
Capital Lease	0	0	300,730
Total Facilities	1,502,314	1,525,127	1,826,018
Central Services			
Salaries	2,583	22,537	160,135
Employee Benefits	7,150	12,130	54,527
Purch Svcs	32,601	46,000	85,000
Other Exp	57,411	63,500	67,000
Supplies & Materials	25,552	22,000	42,000
Capital Outlay	48,834	50,000	15,000
Total Central Services	174,131	216,167	423,661
Total Expenditures	\$5,943,586	\$6,301,017	\$7,826,133
Net Income	\$563,587	\$218,417	\$0
Summary by Object			
Salaries	2,645,456	2,936,606	3,617,318
Employee Benefits	927,182	998,346	1,273,856
Purch Svcs	344,986	243,994	430,250
Purch Prof Svcs	1,169,970	1,227,426	1,238,100
Other Exp	468,094	494,092	451,085
Supplies & Materials	327,460	290,264	401,300
Capital Outlay	51,498	102,789	105,494
Dues & Fees/Capital Lease	8,940	7,500	308,730
Total Expenditures by Object	\$5,943,586	\$6,301,017	\$7,826,133

Monument Academy
Monument Academy Middle
Budget by School (\$)
FY 2023/24

Enrollment	FY 21/22 Audit	FY 22/23 Budget	FY 23/24 Budget
402.0			
Revenues			
Property Taxes - MLO			247,174
Tuition			0
Earnings on Investments			43,410
Instructional Materials Fees			114,570
Community Services Fees			0
Other Local Revenues			114,570
Total Local Revenues	0	0	519,724
Per-Pupil Funding			4,033,668
Capital Construction Funds			144,173
Education of the Handicapped			0
English Language Proficiency			0
READ Act Revenue			0
Gifted & Talented			0
On-Behalf Payment			0
Other State Revenue			0
Total State Revenues	0	0	4,177,841
Other Federal Revenue			0
CARES Relief Funds			0
ESSER Relief Funds			0
Total Federal Revenues	0	0	0
	\$0	\$0	\$4,697,565
Instruction (1000s)			
Salaries		746,630	1,063,104
Employee Benefits		74,100	388,864
Purch Svcs		0	0
Other Exp		0	0
Supplies & Materials		24,000	27,000
Capital Outlay		0	0
Total Instruction	0	844,730	1,478,968
Special Education (1700s)			
Salaries			89,832
Employee Benefits			35,043
Purch Svcs			5,000
Other Exp			0
Supplies & Materials			500
Capital Outlay			0
Total Special Education	0	0	130,375
Athletics/Co-Curricular (1800s)			
Salaries			0
Employee Benefits			0
Purch Svcs			0
Other Exp			0
Supplies & Materials			0
Capital Outlay			0
Total Athletics/Cocurricular	0	0	0

Monument Academy
Monument Academy Middle
Budget by School (\$)
FY 2023/24

Enrollment	FY 21/22 Audit	FY 22/23 Budget	FY 23/24 Budget
402.0			
Pupil Support Svcs			
Salaries			67,438
Employee Benefits			24,700
Purch Svcs			0
Other Exp			0
Supplies & Materials			0
Capital Outlay			0
Total Pupil Services	0	0	92,139
Instr Staff Services			
Salaries			
Employee Benefits			
Purch Svcs			152,807
Other Exp			
Supplies & Materials			
Capital Outlay			
Total Instructional Staff Services	0	0	152,807
General Administration			
Salaries			
Employee Benefits			
Purch Svcs			122,277
Other Exp			
Supplies & Materials			
Capital Outlay			
Total General Administration	0	0	122,277
School Administration			
Salaries			255,073
Employee Benefits			81,054
Purch Svcs			0
Other Exp			0
Supplies & Materials			2,500
Capital Outlay			0
Dues & Fees			1,000
Total School Administration	0	0	339,627
Business Services			
Salaries			
Employee Benefits			
Purch Svcs			99,700
Other Exp			
Supplies & Materials			
Capital Outlay			
Total Business Services	0	0	99,700

Monument Academy
Monument Academy Middle
Budget by School (\$)
FY 2023/24

Enrollment	FY 21/22 Audit	FY 22/23 Budget	FY 23/24 Budget
402.0			
Facilities			
Salaries			
Employee Benefits			
Purch Svcs			1,760,065
Other Exp			
Purch Prof Svcs/Utilities			
Supplies & Materials			
Capital Outlay			
Total Facilities	0	0	1,760,065
Central Services			
Salaries			
Employee Benefits			
Purch Svcs			187,630
Other Exp			
Supplies & Materials			
Capital Outlay			
Total Central Services	0	0	187,630
Total Expenditures	\$0	\$844,730	\$4,363,588
Net Income			\$333,977
Summary by Object			
Salaries	0	746,630	1,475,448
Employee Benefits	0	74,100	529,661
Purch Svcs	0	0	2,327,479
Purch Prof Svcs	0	0	0
Other Exp	0	0	0
Supplies & Materials	0	24,000	30,000
Capital Outlay	0	0	0
Dues & Fees	0	0	1,000
Total Expenditures by Object	\$0	\$844,730	\$4,363,588

Monument Academy

Monument Academy High

Budget by School (\$)

FY 2023/24

Enrollment	FY 21/22	FY 22/23	FY 23/24
141	Audit	Budget	Budget
Revenues			
Property Taxes - MLO	266,339	301,875	86,695
Tuition	0	0	0
Earnings on Investments	6,723	11,176	22,500
Instructional Materials Fees	127,364	149,625	40,185
Community Services Fees	0	0	0
Other Local Revenues	65,936	343,000	127,000
Total Local Revenues	466,362	805,676	276,380
Per-Pupil Funding	3,915,479	4,786,848	1,414,794
Capital Construction Funds	0	178,500	50,568
Education of the Handicapped	0	0	0
English Language Proficiency	0	0	0
READ Act Revenue	0	0	0
Gifted & Talented	0	0	0
On-Behalf Payment	0	0	0
Other State Revenue	154,893	0	0
Total State Revenues	4,070,372	4,965,348	1,465,362
Other Federal Revenue	0	0	0
CARES Relief Funds	0	0	0
ESSER Relief Funds	284,890	0	0
Total Federal Revenues	284,890	0	0
	\$4,821,624	\$5,771,024	\$1,741,743
Instruction (1000s)			
Salaries	1,352,673	1,412,259	488,126
Employee Benefits	395,589	500,478	164,948
Purch Svcs	36,104	6,500	0
Other Exp	1,019	3,125	1,000
Supplies & Materials	209,040	89,910	68,430
Capital Outlay	0	0	0
Total Instruction	1,994,425	2,012,272	722,504
Special Education (1700s)			
Salaries	176,354	110,878	98,352
Employee Benefits	55,886	36,946	36,990
Purch Svcs	6,646	45,000	10,000
Other Exp	246	625	1,000
Supplies & Materials	1,101	4,169	4,000
Capital Outlay	0	0	0
Total Special Education	240,233	197,618	150,342
Athletics/Co-Curricular (1800s)			
Salaries	37,500	20,289	27,463
Employee Benefits	8,994	4,787	6,275
Purch Svcs	0	0	0
Other Exp	0	0	0
Supplies & Materials	0	0	0
Capital Outlay	0	0	0
Total Athletics/Cocurricular	46,494	25,076	33,738

Monument Academy

Monument Academy High

Budget by School (\$)

FY 2023/24

Enrollment	FY 21/22 Audit	FY 22/23 Budget	FY 23/24 Budget
141			
Pupil Support Svcs			
Salaries	134,069	97,060	72,409
Employee Benefits	33,772	29,649	25,546
Purch Svcs	0	20,000	0
Other Exp	0	0	0
Supplies & Materials	1,243	3,034	3,200
Capital Outlay	0	0	0
Total Pupil Services	169,084	149,743	101,155
Instr Staff Services			
Salaries	41,839	31,905	144,900
Employee Benefits	9,281	7,290	45,304
Purch Svcs	0	6,465	0
Other Exp	0	0	0
Supplies & Materials	10,326	14,501	16,200
Capital Outlay	0	0	0
Total Instructional Staff Services	61,446	60,161	206,404
General Administration			
Salaries	52,800	52,927	0
Employee Benefits	14,612	14,730	0
Purch Svcs	46,317	27,263	85,800
Other Exp	260,174	301,282	63,666
Supplies & Materials	1,058	4,377	10,000
Capital Outlay	0	0	0
Dues & Fees	0	0	5,700
Total General Administration	374,961	400,579	165,166
School Administration			
Salaries	275,513	392,790	179,048
Employee Benefits	80,733	123,766	58,332
Purch Svcs	40,137	5,500	5,000
Other Exp	18,373	37,500	0
Supplies & Materials	0	83	5,000
Capital Outlay	0	0	0
Dues & Fees	6,348	5,700	1,000
Total School Administration	421,104	565,339	248,380
Business Services			
Salaries	116,916	86,835	22,260
Employee Benefits	32,404	27,750	8,409
Purch Svcs	8,888	11,400	103,500
Other Exp	0	0	0
Supplies & Materials	0	207	500
Capital Outlay	0	0	0
Total Business Services	158,208	126,192	134,669

Monument Academy

Monument Academy High

Budget by School (\$)

FY 2023/24

Enrollment	FY 21/22	FY 22/23	FY 23/24
141	Audit	Budget	Budget
Facilities & Transportation			
Salaries	71,261	82,920	83,832
Employee Benefits	15,991	24,238	30,769
Purch Svcs	15,935	6,800	14,300
Other Exp	23,120	25,000	20,000
Purch Prof Svcs/Utilities	677,999	2,115,998	2,105,500
Supplies & Materials	109,111	105,504	113,000
Capital Outlay	108,173	65,000	15,000
Total Facilities & Transportation	1,021,590	2,425,460	2,382,401
Central Services			
Salaries	25,268	17,783	106,756
Employee Benefits	6,214	7,783	36,684
Purch Svcs	32,599	46,000	25,000
Other Exp	36,745	37,916	38,000
Supplies & Materials	18,569	60,000	32,000
Capital Outlay	43,631	5,000	15,000
Total Central Services	163,026	174,483	253,441
Middle School Allocations			
Instructional Staff Services (2200's)			(152,807)
General Administration (2300's)			(122,277)
Business Services (2500's)			(99,700)
Facilities & Operations (2600's)			(1,760,065)
Central Services			(187,630)
Total Middle School Allocations	0	0	(2,322,479)
Total Expenditures	\$4,650,571	\$6,136,923	\$2,075,720
Net Income	\$171,053	(\$365,899)	(\$333,978)
Summary by Object			
Salaries	2,284,193	2,305,646	1,223,146
Employee Benefits	653,476	777,417	413,258
Purch Svcs	186,626	174,928	243,600
Purch Prof Svcs	677,999	2,115,998	2,105,500
Other Exp	339,677	405,448	123,666
Supplies & Materials	350,448	281,785	252,330
Capital Outlay	151,804	70,000	30,000
Dues & Fees	6,348	5,700	6,700
Middle School Allocations	0	0	(2,322,479)
Total Expenditures by Object	\$4,650,571	\$6,136,923	\$2,075,720

FY2023-2024 UNIFORM BUDGET SUMMARY

Monument Academy Charter School District Code: El Paso Cty, Lewis Palmer D-38 Adopted Budget Adopted: May 25, 2023 Budgeted Pupil Count: 1,219.5							
Object Source	11 Charter School Fund	26 Preschool Fund	23 Pupil Activity	52 Building Corp	53 Foundation	TOTAL	
Beginning Fund Balance		3,225,000	75,000	200,000	1,500,000	1,200,000	9,425,000
Revenues							
Local Sources	1000 - 1999	1,455,297	513,600	250,000	925,000	1,850,000	6,449,194
Intermediate Sources	2000 - 2999						-
State Sources	3000 - 3999	12,802,144		-			25,604,289
Federal Sources	4000 - 4999	8,000					16,000
Total Revenues		14,265,441	513,600	250,000	925,000	1,850,000	32,069,483
Total Beginning Fund Balance and Reserves		17,490,441	588,600	450,000	2,425,000	3,050,000	41,494,483
Total Allocations To/From Other Funds	5800		-				-
Transfers To/From Other Funds	5200 - 5300						-
Other Sources	5500,5900,						-
Available Beginning Fund Balance &		17,490,441	588,600	450,000	2,425,000	3,050,000	41,494,483
Expenditures							
Instruction - Program 0010 to 2099							
Salaries	0100	4,242,077	292,505				8,776,658
Employee Benefits, including object 0280	0200	1,524,165	106,764				3,155,094
Purchased Services	0500	120,625	30,000	-			271,250
Supplies and Materials	0600	284,230	12,000	-			580,460
Property	0700	60,494	-	-			120,988
Other	0800, 0900	-	-	250,000			250,000
Total Instruction		6,231,591	441,269	250,000	-	-	13,154,450
Supporting Services							
Students - Program 2100							
Salaries	0100	371,059					742,118
Employee Benefits, including object 0280	0200	129,208					258,416
Purchased Services	0500	-					-
Supplies and Materials	0600	5,200					10,400
Property	0700	-					-
Other	0800, 0900	-					-
Total Students		505,467	-	-	-	-	1,010,934
Instructional Staff - Program 2200							
Salaries	0100	449,958					899,917
Employee Benefits, including object 0280	0200	147,527					295,053
Purchased Services	0500	55,000					110,000
Supplies and Materials	0600	36,200					72,400
Property	0700	-					-
Other	0800, 0900	-					-
Total Instructional Staff		688,685	-	-	-	-	1,377,370
General Administration - Program 2300,							
Salaries	0100	-					-
Employee Benefits, including object 0280	0200	-					-
Purchased Services	0500	602,676					1,205,352
Supplies and Materials	0600	27,000					54,000
Property	0700	-					-
Other	0800, 0900	12,700					25,400
Total School Administration		642,376	-	-	-	-	1,284,752
School Administration - Program 2400							
Salaries	0100	775,645					1,551,289
Employee Benefits, including object 0280	0200	249,485					498,969
Purchased Services	0500	10,000					20,000
Supplies and Materials	0600	12,500					25,000
Property	0700	-					-
Other	0800, 0900	3,000					6,000
Total School Administration		1,050,629	-	-	-	-	2,101,259
Business Services - Program 2500, including							
Salaries	0100	55,650					111,300
Employee Benefits, including object 0280	0200	19,523					39,045
Purchased Services	0500	183,500					367,000
Supplies and Materials	0600	2,500					5,000
Property	0700	-					-
Other	0800, 0900	-					-
Total Business Services		261,173	-	-	-	-	522,345
Operations and Maintenance - Program 2600							
Salaries	0100	154,632					309,264
Employee Benefits, including object 0280	0200	55,657					111,313
Purchased Services	0500	3,410,400					6,820,800
Supplies and Materials	0600	242,000					484,000
Property	0700	45,000					90,000
Other	0800, 0900	300,730					601,460
Total Operations and Maintenance		4,208,419	-	-	-	-	8,416,837
Student Transportation - Program 2700							
Salaries	0100	-					-
Employee Benefits, including object 0280	0200	-					-
Purchased Services	0500	-					-
Supplies and Materials	0600	-					-
Property	0700	-					-
Other	0800, 0900	-					-
Total Student Transportation		-	-	-	-	-	-

FY2023-2024 UNIFORM BUDGET SUMMARY

Monument Academy Charter School District Code: El Paso Cty, Lewis Palmer D-38 Adopted Budget Adopted: May 25, 2023 Budgeted Pupil Count: 1,219.5							
Object Source	11 Charter School Fund	26 Preschool Fund	23 Pupil Activity	52 Building Corp	53 Foundation	TOTAL	
Central Support - Program 2800, including							
Salaries	0100	266,891					533,782
Employee Benefits, including object 0280	0200	91,211					182,422
Purchased Services	0500	215,000		1,000	1,000		432,000
Supplies and Materials	0600	74,000					148,000
Property	0700	30,000					60,000
Other	0800, 0900	-		921,538	1,833,500		2,755,038
Total Central Support		677,102	-	922,538	1,834,500		4,111,243
Other Support - Program 2900							
Salaries	0100	-					-
Employee Benefits, including object 0280	0200	-					-
Purchased Services	0500	-					-
Supplies and Materials	0600	-					-
Property	0700	-					-
Other	0800, 0900	-					-
Total Other Support		-	-	-	-	-	-
Food Service Operations - Program 3100							
Salaries	0100	-					-
Employee Benefits, including object 0280	0200	-					-
Purchased Services	0500	-					-
Supplies and Materials	0600	-					-
Property	0700	-					-
Other	0800, 0900	-					-
Total Other Support		-	-	-	-	-	-
Enterprise Operations - Program 3200							
Salaries	0100	-					-
Employee Benefits, including object 0280	0200	-					-
Purchased Services	0500	-					-
Supplies and Materials	0600	-					-
Property	0700	-					-
Other	0800, 0900	-					-
Total Enterprise Operations		-	-	-	-	-	-
Community Services - Program 3300							
Salaries	0100	-					-
Employee Benefits, including object 0280	0200	-					-
Purchased Services	0500	-					-
Supplies and Materials	0600	-					-
Property	0700	-					-
Other	0800, 0900	-					-
Total Community Services		-	-	-	-	-	-
Education for Adults - Program 3400							
Salaries	0100	-					-
Employee Benefits, including object 0280	0200	-					-
Purchased Services	0500	-					-
Supplies and Materials	0600	-					-
Property	0700	-					-
Other	0800, 0900	-					-
Total Education for Adults Services		-	-	-	-	-	-
Total Supporting Services		8,033,851	-	-	922,538	1,834,500	18,824,739
Property - Program 4000							
Salaries	0100	-					-
Employee Benefits, including object 0280	0200	-					-
Purchased Services	0500	-					-
Supplies and Materials	0600	-					-
Property	0700	-					-
Other	0800, 0900	-					-
Total Property		-	-	-	-	-	-
Other Uses - Program 5000s - including							
Salaries	0100	-					-
Employee Benefits, including object 0280	0200	-					-
Purchased Services	0500	-					-
Supplies and Materials	0600	-					-
Property	0700	-					-
Other	0800, 0900	-					-
Total Other Uses		-	-	-	-	-	-
Total Expenditures		14,265,441	441,269	250,000	922,538	1,834,500	31,979,190
APPROPRIATED RESERVES							
Other Reserved Fund Balance (9900)	0840						-
Other Restricted Reserves (932X)	0840						-
Reserved Fund Balance (9100)	0840						-
District Emergency Reserve (9315)	0840						-
Reserve for TABOR 3% (9321)	0840						-
Reserve for TABOR - Multi-Year Obligations	0840						-
Total Reserves		-	-	-	-	-	-
Total Expenditures and Reserves		14,265,441	441,269	250,000	922,538	1,834,500	31,979,190
BUDGETED ENDING FUND BALANCE							
Non-spendable fund balance (9900)	6710						-
Restricted fund balance (9900)	6720			200,000	1,502,462	1,215,500	2,917,962

FY2023-2024 UNIFORM BUDGET SUMMARY

Monument Academy Charter School District Code: El Paso Cty, Lewis Palmer D-38 Adopted Budget Adopted: May 25, 2023 Budgeted Pupil Count: 1,219.5							
Object Source	11 Charter School Fund	26 Preschool Fund	23 Pupil Activity	52 Building Corp	53 Foundation	TOTAL	
TABOR 3% emergency reserve (9321)	6721 350,000						700,000
TABOR multi year obligations (9322)	6722						-
District emergency reserve (letter of credit or real)	6723						-
Colorado Preschool Program (CPP) (9324)	6724						-
Risk-related / restricted capital reserve (9326)	6726						-
BEST capital renewal reserve (9327)	6727						-
Total program reserve (9328)	6728						-
Committed fund balance (9900)	6750						-
Committed fund balance (15% limit) (9200)	6750						-
Assigned fund balance (9900)	6760		147,331	-			147,331
Unassigned fund balance (9900)	6770 2,875,000						2,875,000
Net investment in capital assets (9900)	6790						-
Restricted net position (9900)	6791						-
Unrestricted net position (9900)	6792						-
Total Ending Fund Balance	3,225,000	147,331	200,000	1,502,462	1,215,500		6,640,293
Total Available Beginning Fund Balance &	-	-	-	-	-	-	2,875,000
Use of a portion of beginning fund balance	Yes	No	No	No	No		